

ONLAYS

All Ornamentation is Flexible, Stainable & Paintable



ONLAYS

Architectural Bling Inc.

Dallas Design Community

4020 N MacArthur Blvd, Suite 122-270, Irving, TX 75038

(214) 613-2285 | www.ArchitecturalBling.com | info@ArchitecturalBling.com

ONLAYS

All Ornamentation is Flexible, Stainable & Paintable



ONLAYS



OL-102

1-3/4" x 16-1/2" x 1/2"



OL-101

8-3/4" x 9-1/2" x 3/4"



OL-104

2-1/2" x 3-3/4" x 1/2"



OL-106A

3-1/2" x 3-1/2" x 5/8"

OL-106B

5-1/4" x 5-1/4" x 1/2"

OL-106C

6-1/2" x 6-1/2" x 3/4"

OL-106D

7-1/2" x 7-1/2" x 7/8"



-OL-109A

7-7/8" x 7-3/8" x 1/2"

OL-109B

12" x 11" x 1/2"

OL-109C

15-3/8" x 14-1/2" x 3/4"



OL-107

5-3/4" x 11-3/4" x 1/4" ea



OL-107-EXT

5-3/4" x 11-3/4" x 1/4" ea



OL-108

2-3/4" x 18-3/4" x 1"



OL-110A

5-1/2" x 8-1/4" 3/8"

OL-110B

7-3/4" x 11-1/2" x 1/2"

OL-110C

9-1/2" x 14" x 1"



OL-111

3-3/4" x 3-3/4" x 1/2"



OL-113A

3-1/2" x 4" x 3/4"

OL-113B

4-1/2" x 5-1/4" x 3/4"

OL-113C

5-3/4" x 6-3/4" x 1"

OL-113D

7-5/8" x 9-1/8" x 1-1/4"

**Sold as Pairs

* All sizes are approx.- max W" x max H" x Thickness"

ONLAYS

ONLAYS



OL-116A
5-3/4" x 14" x 1/2"
OL-116B
7-1/2" x 17-1/2" x 3/4"
2 Piece Set



OL-114
4-3/4" x 5-1/4" x 1-1/4"



OL-115A 4" x 4" x 1"
OL-115B 3-3/4" x 4-1/2" x 1"



OL-121A
4-1/4" x 17" x 3/4"
OL-121B
6" x 22" x 1-1/4"



OL-117
6" x 6-3/4" x 1"



OL-118A
7-1/2" x 5" x 1"
OL-118B
8-1/2" x 5-3/4" x 1-1/4"



OL-119
2-1/2" x 2-3/4" x 1/2"



OL-120
6-1/2" x 6-1/2" x 1-1/4"

* All sizes are approx.- max W" x max H" x Thickness"

ONLAYS



OL-122A 20" x 9-1/2" x 3/4" (5 Piece Set)

OL-122B 30" x 12-1/2" x 3/4" (5 Piece Set)



OL-123 24" x 11-1/4" x 3/4"



OL-124A 24" x 10" x 1" (3 piece set)

OL-124B 36" x 15" x 1-1/2" (3 Piece Set)



OL-125A

9" x 10" x 1/2"

OL-125B

13-1/4" x 14-3/4" x 1/2"

OL-125C

16-3/4" x 19-1/4" x 3/4"



OL-126A

10-3/4" x 4" x 1/2"

OL-126B

17-1/4" x 5-1/2" x 3/4"

OL-126C

24" x 6-1/2" x 1"

ONLAYS



OL-133AL 2-3/4" x 11-3/4" x 1/2" | **OL-133AR** 2-3/4" x 11-3/4" x 1/2"

OL-133BL 3-1/2" x 14-3/4" x 1/2" | **OL-133BR** 3-1/2" x 14-3/4" x 1/2"

Sold as left or right patterns.



OL-135 36-3/4" x 2-1/4" x 1/2"

* All sizes are approx.- max W" x max H" x Thickness"

ONLAYS



OL-136
1-3/4" x 13-1/2" x 1"



OL-138A
2-3/4" x 8-1/4" x 3/4"
OL-138B
3-1/2" x 10-3/4" x 3/4"
OL-138C
4-3/4" x 13-3/4" x 1/2"



OL-140A
2-1/4" x 7-3/4" x 3/4"
OL-140B
3" x 9-3/4" x 1-1/4"
OL-140C
4-1/4" x 12-1/2" x 1-1/4"
OL-140D
5" x 13-1/2" x 1-1/4"



OL-141A
2-1/4" x 6" x 1-1/2"
OL-141B
3" x 7-3/4" x 1-1/2"
OL-141C
4" x 9-1/2" x 1-3/4"
OL-141D
5-1/4" x 12" x 2"
OL-141E
6-1/4" x 13-1/2" x 2-1/4"
OL-141F
7" x 15" x 2-3/4"



OL-142A
2-3/4" x 4-3/4" x 3/4"
OL-142B
3-1/2" x 6-7/8" x 3/4"
OL-142C
5" x 8-3/4" x 1-1/2"
OL-142D
7" x 12" x 1-1/2"



OL-143A
3-1/8" x 5-1/2" x 3/8"
OL-143B
4" x 7" x 1/2"
OL-143C
5" x 9" x 1/2"



OL-144
1-3/4" x 3-1/2" x 1/4" ea. side
Sold as Pairs



OL-145A-EX
2-1/2" x 5" x 3/8"
OL-145B-EX
3-1/2" x 6-5/8" x 3/8"
OL-145C-EX
4-1/2" x 8-1/2" x 1/2"
OL-145D-EX
4-1/2" x 11-1/4" x 5/8"
OL-145E-EX
5-3/4" x 15-1/2" x 3/4"

ONLAYS



2 Piece Set

- OL-145A**
4-1/2" x 8" x 3/8"
- OL-145B**
6" x 11" x 1/2"
- OL-145C**
7-1/4" x 14" x 1/2"



OL-154
6-1/4" x 33" x 3/4"
Set of 4



OL-156
5" x 19" x 1-1/4"



OL-157AA
2-1/2" x 10" x 1/2"
OL-157A
3-1/2" x 14-1/4" x 1"
OL-157B
5-1/2" x 18" x 1"
OL-157C
7" x 22-3/4" x 1"



OL-161
4-1/2" x 35" x 3/4"
Set of 3



OL-153
5-3/4" x 31-1/2" x 1"
Set of 3



Sold as Pairs

OL-158A
8-1/2" x 13" x 3/4" ea. side
OL-158B
11-3/4" x 15" x 3/4" ea. side

ONLAYS

* All sizes are approx.- max W" x max H" x Thickness"

ONLAYS



OL-162 Sold as Pairs

16" x 6-1/4" x 3/4" ea. side OL-162

Can be chained together to create a continuous repeat pattern. (call Architectural Bling for details)



OL-162-EXT Sold as Pairs

12" x 6-1/4" x 1/2" ea. side. (Termination ends for OL-162)

CP-130B



OL-162



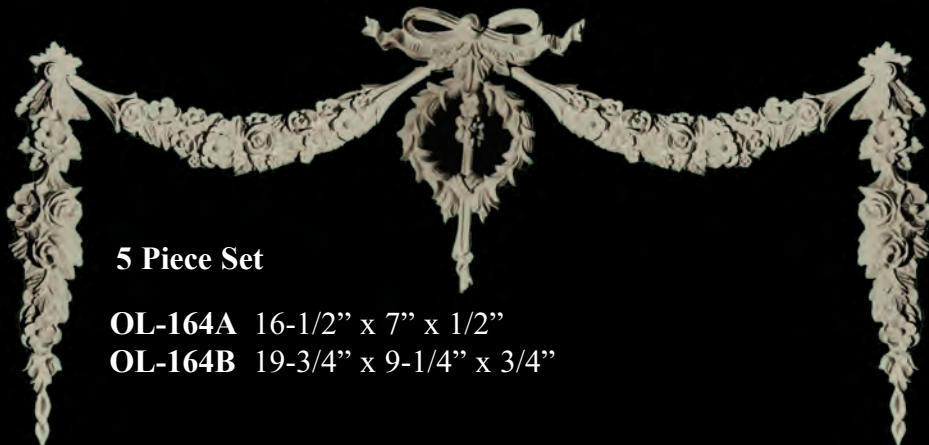
OL-162 EXT



OL-162 shown with OL-162 EXT and CP-130B



OL-163 14" x 60-1/2" x 1"



5 Piece Set


OL-164A 16-1/2" x 7" x 1/2"

OL-164B 19-3/4" x 9-1/4" x 3/4"

ONLAYS



OL-165A 16-3/4" x 3-1/2" x 1/2" ea. side **Sold as Pairs**
OL-165B 22" x 5" x 1/2" ea. side



OL-166 6-3/4" x 40" x 1" Set of 3



OL-168A
 3-1/4" x 9-1/4" x 1/2"

OL-168B
 4-1/2" x 12" x 1/2"



OL-201A
 3-1/2" x 7" x 3/8"

OL-201B
 4-1/2" x 9-1/2" x 1/2"



OL-198A
 3-1/4" x 8" x 3/8"

OL-198B
 4" x 10-1/8" x 3/8"

OL-198C
 4-7/8" x 12" x 1/2"



OL-169AA
 1/2" x 8" x 3/8"

OL-169A
 3/4" x 14-3/4" x 3/8"

OL-169B
 1" x 15" x 3/8"



Sold as Pairs

OL-174
 3-1/4" x 5-1/2" x 1-1/4"



OL-199A
 1-1/4" x 2-1/4" x 3/4"

OL-199B
 1-1/2" x 3-1/2" x 1"

OL-199C
 2-1/2" x 5" x 1"

ONLAYS

* All sizes are approx.- max W" x max H" x Thickness"

ONLAYS




OL-210
21" x 7-3/4" x 3/4"



OL-210EXT
24" x 8" x 3/4" ea
Sold as Pairs



OL-210 Shown with **OL-210EXT** extensions (64" Wide)



OL-212 30" x 5-1/2" x 1/2" Set of 3



OL-215
15" x 9" x 1"

ONLAYS

Sold as
Pairs




OL-216A
5-1/2" x 11" x 3/4" ea. side



OL-216B
7-1/4" x 15" x 3/4" ea. side

OL-216C
10" x 20" x 3/4" ea. side



OL-330A
1-1/2" x 5-1/2" x 1/4"

OL-330B
1-1/4" x 6-1/4" x 1/4"



OL-331A 2-1/2" x 12-3/4" x 1/2"
OL-331B 3" x 16" x 3/4"
OL-331C 4-1/2" x 22-1/2" x 1"
OL-331D 6-3/4" x 30-1/2" x 1-1/4"



OL-332A 2" x 16" x 3/4"
OL-332B 3" x 20" x 1"
OL-332C 4" x 21" x 1-1/4"
OL-332D 5-1/2" x 29" x 1-1/4"

ONLAYS

* All sizes are approx.- max W" x max H" x Thickness"



ONLAYS



Lion onlay OL-342 was our original design. Based on demand we have developed additional sizes for our door panel section. These additional sizes can be fit for a variety of uses.

OL-342
8" x 12" x 2"

PANL-117-K
9-1/4" x 18-3/4" x 1/2"

PANL-117-I
9-1/4" x 11-3/4" x 1/2"

PANL-117-L
9-1/4" x 20-3/4" x 1/2"

PANL-117-J
9-1/4" x 14-3/4" x 1/2"

PANL-117-M
9-1/4" x 26-3/4" x 1/2"



Sold as Left &
Right pairs

OL-343A
4-3/4" x 3-1/4" x 3/4" ea. side

OL-343B
6" x 4-1/2" x 1" ea. side



OL-354
4-1/2" x 9-1/2" x 3/4" ea. side
Sold as Left & Right pair



Sold as Left & Right pair

OL-350
12" x 9" x 1/4" ea. side



Sold as Left & Right pair

OL-350-EXT
12" x 9" x 1/4" ea. side



OL-346 28" x 8" x 1-1/2" 7 Piece Set

ONLAYS

* All sizes are approx.- max W" x max H" x Thickness"

ONLAYS



OL-394A 8" x 3-1/2" x 1/2"
OL-394B 10" x 4-1/2" x 1/2"
OL-394C 13" x 5-3/4" x 3/4"



OL-403A
 4-1/2" x 2-1/4" x 3/4"
OL-403B
 6-1/4" x 3" x 3/4"



OL-406A
 4" x 3-1/2" x 1/2"
OL-406B
 5-1/2" x 5" x 1/2"



OL-410A
 6-3/8" x 2-1/2" x 1/4"
OL-410B
 8" x 3-1/4" x 1/2"
OL-410C
 10" x 4" x 1/2"



OL-407 16-3/4" x 4-3/4" x 1/2" ea. side



OL-420
 2" x 3-1/4" x 1/2"



OL-411A
 1-1/2"x2"x1/4"
OL-411B
 1-3/4"x2-1/4"x1/4"
OL-411C
 2"x2-1/2"x1/4"
OL-411D
 2-5/8" x 3-1/4" x 3/8"
OL-411E
 1/2" x 4-1/2" x 3/8"
OL-411F
 5-1/2" x 7" x 1/2"
OL-411G
 8" x 10" x 1/2"

ONLAYS

OL-421 and OL-422 are groups of three onlays that can be chained together to any desired length. The OL-421 series come in left and right side assemblies while the OL-422 series are nondirectional, both can be purchased separately or as a group of three compatible parts. The COLM- 130 is especially made as the backing to accommodate OL-421&422 onlays, (as well as other parts) and create a height adjustable assembly that is available in five different widths.



TOP SECTION (right side floral drop & butterfly)

OL-421 AAR-3
1-1/4" x 6-3/4" x 1/2"

OL-421 AR-3
2" x 10-1/2" x 1/2"

OL-421 BR-3
3" x 16-1/2" x 1/2"

OL-421 CR-3
3-1/2" x 18-3/4" x 3/4"

OL-421 DR-3
5" x 28" x 3/4"



MIDDLE SECTION (right looking peacock with floral & leaf pattern)

OL-421 AAR-2
1-1/4" x 6-3/4" x 1/2"

OL-421 AR-2
2" x 10-1/2" x 1/2"

OL-421 BR-2
3" x 16-1/2" x 1/2"

OL-421 CR-2

OL-421 DR-2
5" x 28" x 3/4"



BOTTOM SECTION (vase bottom with right hanging flowers)

OL-421 AAR-1
1-1/4" x 5-1/4" x 1/2"

OL-421 AR-1
2" x 8" x 1/2"

OL-421 BR-1
3" x 12-1/2" x 1/2"

OL-421 CR-1
3-1/2" x 14-1/4" x 3/4"

OL-421 DR-1
5" x 22-1/4" x 3/4"



TOP SECTION (left side floral drop & butterfly)

OL-421 AAL-3
1-1/4" x 6-3/4" x 1/2"

OL-421 AL-3
2" x 10-1/2" x 1/2"

OL-421 BL-3
3" x 16-1/2" x 1/2"

OL-421 CL-3
3-1/2" x 18-3/4" x 3/4"

OL-421 DL-3
5" x 28" x 3/4"



MIDDLE SECTION (left looking peacock with floral & leaf pattern)

OL-421 AAL-2
1-1/4" x 6-3/4" x 1/2"

OL-421 AL-2
2" x 10-1/2" x 1/2"

OL-421 BL-2
3" x 16-1/2" x 1/2"

OL-421 CL-2
3-1/2" x 18-3/4" x 3/4"

OL-421 DL-2
5" x 28" x 3/4"



BOTTOM SECTION (vase bottom with left hanging flowers)

OL-421 AAL-1
1-1/4" x 5-1/4" x 1/2"

OL-421 AL-1
2" x 8" x 1/2"

OL-421 BL-1
3" x 12-1/2" x 1/2"

OL-421 CL-1
3-1/2" x 14-1/4" x 3/4"

OL-421 DL-1
5" x 22-1/4" x 3/4"



SOLD AS (LEFT) SET OF THREE

OL-421 AAR-S
1-1/4" x 18-3/4" x 1/2"

OL-421 AR-S
2" x 28-3/4" x 1/2"

OL-421 BR-S
3" x 44-1/4" x 1/2"

OL-421 CR-S
3-1/2" x 50-1/2" x 3/4"

OL-421 DR-S
5" x 77-1/4" x 3/4"

SOLD AS (RIGHT) SET OF THREE

OL-421 AAL-S
1-1/4" x 18-3/4" x 1/2"

OL-421 AL-S
2" x 28-3/4" x 1/2"

OL-421 BL-S
3" x 44-1/4" x 1/2"

OL-421 CL-S
3-1/2" x 50-1/2" x 3/4"

OL-421 DL-S
5" x 77-1/4" x 3/4"

ONLAYS

* All sizes are approx.- max W" x max H" x Thickness"

ONLAYS



TOP SECTION

(Shield and leaf)

OL-422AA-3

1-1/4" x 7-1/4" x 3/8"

OL-422A-3

2" x 11" x 1/2"

OL-422B-3

3" x 16-3/4" x 1/2"

OL-422C-3

3-1/2" x 20-1/4" x 3/4"

OL-422D-3

5" x 28" x 3/4"



MIDDLE SECTION

(Ribbon & leaf)

OL-422AA-2

1-1/4" x 7" x 3/8"

OL-422A-2

2" x 10-1/2" x 1/2"

OL-422B-2

3" x 16" x 1/2"

OL-422C-2

3-1/2" x 19-3/4" x 3/4"

OL-422D-2

5" x 27-1/4" x 3/4"



BOTTOM SECTION

(bottom vase with shield & leaf pattern)

OL-422AA-1

1-1/4" x 5-3/4" x 3/8"

OL-422A-1

2" x 8-3/4" x 1/2"

OL-422B-1

3" x 13" x 1/2"

OL-422C-1

3-1/2" x 16" x 3/4"

OL-422D-1

5" x 21-3/4" x 3/4"



SOLD AS SET OF 3

OL-422AA-S

1-1/4" x 20" x 3/8"

OL-422A-S

2" x 30-1/2" x 1/2"

OL-422B-S

3" x 45-1/2" x 1/2"

OL-422C-S

3-1/2" x 55-1/2" x 3/4"

OL-422D-S

5" x 76-1/4" x 3/4"

ONLAYS



3 Piece Sets

OL-441A 32" x 3-1/2" x 1/2" | **OL-441C** 58" x 6" x 1"
OL-441B 45" x 4-3/4" x 3/4" | **OL-441D** 77" x 7-1/2" x 1"



OL-442 27" x 4-1/4" x 3/4" ea. side Sold as Left & Right pairs



OL-443

16" x 4-1/2" x 1/2" Ea side

Can be sold as Left & Right pairs. L&L pairs. R&R pairs.



OL-480A
5-1/2" x 16-1/4" x 1/2"
OL-480B
7" x 21-1/2" x 1/2"
OL-480C
9-1/2" x 24-1/2" x 5/8"



OL-460A 8-1/2" x 2" x 1/2"
OL-460B 12-1/4" x 3" x 1"
OL-460C 20-1/4" x 4" x 1"

OL-460D 24-1/4" x 4-1/2" x 1-1/4"
OL-460E 30" x 4-3/4" x 1-1/4"
OL-460F 35-1/2" x 4-1/2" x 1-1/4"



OL-461A 8-1/2" x 2" x 1/2"
OL-461B 12-1/2" x 3" x 3/4"
OL-461C 20-1/4" x 3-3/4" x 3/4"

OL-461D 24-3/4" x 4-1/4" x 3/4"
OL-461E 30" x 4-1/2" x 3/4"
OL-461F 36-3/4" x 4-3/4" x 1"

* All sizes are approx.- max W" x max H" x Thickness"

ONLAYS



OL-510 15-1/2" x 10-1/2" x 1" ea. Side
Center 10-1/2" x 14-1/4" x 1-1/2"
3 Piece Set



OL-525A 4-3/4" x 3" x 3/4"
OL-525B 7" x 4-1/4" x 1/2"
OL-525C 10" x 6" x 3/4"

OL-530, 535 are excellent for use under crowns & friezes.



OL-530 10" x 1-1/2" x 1/2" ea. side Can be sold as Left & Right pairs. L&L pairs. R&R pairs.



OL-535A 14-1/2" x 3" x 1/2" ea. side
OL-535B 18" x 3" x 1/2" ea. side

Can be sold as Left & Right pairs.
L&L pairs. R&R pairs.



Sold as Left & Right pairs
OL-546A
3" x 5-3/4" x 1" ea. side
OL-546B
3-3/4" x 7" x 1-1/4" ea. side



OL-548A
4-1/4" x 5" x 3/4" ea. side
OL-548B
5-3/4" x 6-1/2" x 1" ea. side
Sold as Left & Right pairs

ONLAYS



2 Piece Sets

OL-551A
3-3/4" x 8-1/4" x 3/8"

OL-551B
5-1/4" x 11" x 1/2"

OL-551C
7-1/2" x 14" x 1/2"

OL-551D
9-1/4" x 18" x 1"



OL-552A
4-3/4" x 14-1/2" x 3/4"

OL-552B
5-3/4" x 17-3/4" x 3/4"



2 piece set
OL-550A
4-1/2" x 11-1/2" x 1/2"

OL-550B
5-1/2" x 14-1/4" x 3/4"



ONLAYS



OL-558
25-1/2" x 8" x 3/4" ea side
All Rights or Lefts can be ordered for continuous runs.



OL-557A
19" x 7-1/4" x 5/8" ea side

OL-557B
24" x 10" x 3/4" ea side

All Rights or Lefts can be ordered for continuous runs.

* All sizes are approx.- max W" x max H" x Thickness"

ONLAYS



OL-562 Set of 5 78" x 12" x 1"



OL-562-EXT 14-1/2" x 6-1/2" x 1/2" ea. side



OL-562-EXT shown with optional CP-125C.



Set of 3

- OL-564A** 12" x 3-1/4" x 1/2"
- OL-564B** 17" x 4-1/4" x 1/2"
- OL-564C** 24-1/4" x 6-1/4" x 3/4"



Set of 3

- OL-565A** 12" x 3-1/4" x 3/4"
- OL-565B** 16" x 4-1/2" x 3/4"
- OL-565C** 22" x 6" x 3/4"
- OL-565D** 29" x 7" x 1"
- OL-565E** 38" x 8-1/4" x 1-1/4"
- OL-565F** 51" x 11-1/2" x 1-1/2"



- OL-569A** 3" x 7-3/4" x 1/2"
- OL-569B** 4-1/2" x 12" x 3/4"
- OL-569C** 6" x 14-3/4" x 1"



- OL-566A** 2-3/4" x 8" x 1/2"
- OL-566B** 3-1/4" x 10" x 1/2"
- OL-566C** 4-1/4" x 13-1/4" x 3/4"
- OL-566D** 5" x 14-3/4" x 1"
- OL-566E** 4-3/4" x 15-3/4" x 3/4"
- OL-566F** 6" x 19-3/4" x 1"



OL-581
10-1/4" x 16-3/4" x 1/2"

ONLAYS



OL-567C

12" x 4" x 1-1/4" ea side

OL-567D

15" x 6-1/4" x 1-1/2" ea side

Sold as Left & Right pairs.



OL-568

35-1/4" x 6-1/2" x 1-1/2"



OL-580A

7" x 11" x 1"

OL-580B

10-3/4" x 16-3/4" x 1"

OL-580C

13" x 20-1/2" x 1-1/4"



OL-570

7-3/4" x 23-1/4" x 1/2"



OL-571A

4-1/4" x 6-1/2" x 1/4"



ONLAYS

* All sizes are approx.- max W" x max H" x Thickness"

ONLAYS

All Ornamentation is Flexible, Stainable & Paintable

