


Sintra



"Architectural Decorative Elements"



"Architectural Decorative Elements"

Dallas Design Community
4020 N MacArthur Blvd - #122-270
Irving, TX 75038

t: 844-BlingBling | t: 214-613-2285 | ArchitecturalBling.com

sintra

ACOUSTIC SOLUTIONS



Sintra Baffles Ridge in Cobalt



OVERVIEW	4
BENEFITS	8
COLORS	10
SINTRA 1/2" SHEETS	10
ZINTRA 1/8" SHEETS	12
DIGITAL PRINT	14

ETCH	20
LAYERS	24
BOX TILE	28
SCULPT	32
PATTERNS	36
SLIDING SCREENS	44
FLOOR TO CEILING SUSPENSION	48
TEXTURES	52
BLADES	56

QUARTER	62
BOX BAFFLES	66
BAFFLE SYSTEMS	70
INDIVIDUAL BAFFLE	74
CONNECT	78
CLOUDS	82
SHAPES	86

CONCERTINA	92
DESK WRAP	96
DESK DIVIDERS	100
DESK SCREENS	104
DESK MODESTY	108

HARDWARE	112
----------	-----

BENEFITS


WALLS

CEILING

ACCESSORIES

HARDWARE

SINTRA OVERVIEW



SINTRA ACOUSTIC SOLUTIONS



Sintra Pattern Shard in Ivory on Sunshine backer



SINTRA Connect Rise in Slate
Sintra Pattern Wamika in Pewter on Slate backer

SINTRA IS THE IDEAL MATERIAL FOR ABSORBING INTERNAL AND EXTERNAL SOUNDS, REDUCING THE NOISE LEVEL IN A SPACE. AVAILABLE IN A WIDE RANGE OF COLORS AND DESIGNS, USED FOR A VARIETY OF APPLICATIONS AT AN AFFORDABLE PRICE. OUR STANDARD PRODUCT LINE OFFERS COUNTLESS COMBINATIONS OF ACOUSTIC SOLUTIONS SURE TO DELIVER ON STYLE AND FUNCTION.

SINTRA BENEFITS

WHAT ARE THE BENEFITS OF ADDING AN ACOUSTIC SOLUTION TO YOUR SPACE?

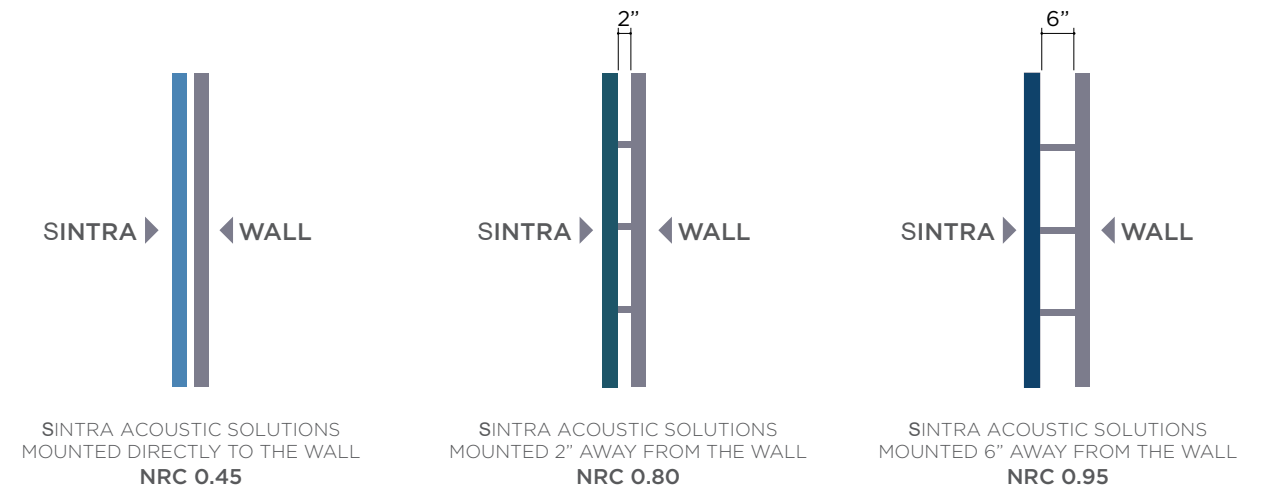
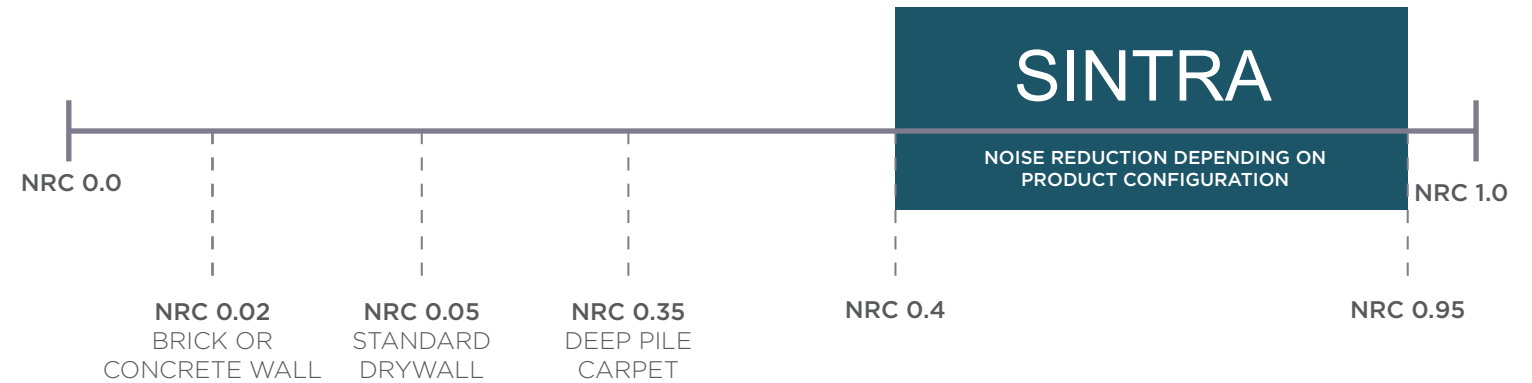
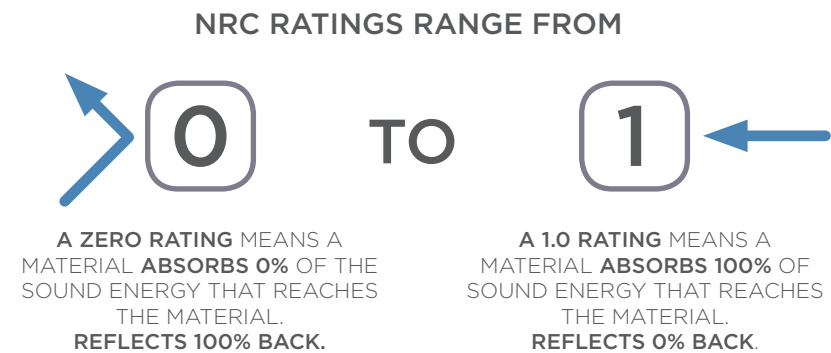
- 
1 REDUCE ECHOS, BACKGROUND NOISE AND REVERBERATIONS
- 
2 IMPROVE SOUND QUALITY FOR CLEAR CONVERSATIONS
- 
3 IMPROVE THE PEACEFULNESS OF YOUR ROOM
- 
4 IMPROVE THE AESTHETICS OF YOUR SPACE



WHAT IS A NRC RATING?

NRC IS SHORT FOR **NOISE REDUCTION COEFFICIENT** AND IS A MEASUREMENT OF HOW MUCH SOUND A SURFACE ABSORBS

AN ACOUSTIC SOLUTION'S PERFORMANCE IS MEASURED USING THIS RATING





1/2" SINTRA SHEETS



Sintra 1/2" Sheet in Malachite

IDEAL FOR WALLS, CEILINGS, SCREENS, PARTITIONS AND MILLWORK. 1/2" SHEETS ARE EASILY FABRICATED AND INSTALLED TO OFFER THE SIMPLEST ACOUSTIC SOLUTION. LARGE 4' X 9' [1225MM X 2800MM] ARE EASILY CUT TO SIZE.

COLOR OPTIONS:



Sintra 1/2" Sheet Colors


SINTRA 1/8" SHEETS



Sintra 1/8" Sheet in Charcoal

SINTRA 1/8" SHEETS ARE AN ACOUSTIC SOLUTION DEVELOPED IN AN EASY TO MANIPULATE THICKNESS PERFECT FOR USE AS WARPED PANELS ON CURVED SURFACES. THE LARGE 4' X 9' [1225MM X 2800MM] SHEETS WORK GREAT AS A SEAMLESS FLOOR TO CEILING WALL COVERING.

1/8" COLOR OPTIONS:




SNOW



CLOUD



DOVE



CHARCOAL



SHADOW

Sintra 1/8" Sheet Colors



Sintra Digital Print custom image

SINTRA DIGITAL PRINT



Sintra Digital Print custom image

COMBINE THE PERFORMANCE OF A COST EFFECTIVE AND SOUND ABSORBING SOLUTION WITH DIGITAL PRINTING TO CREATE YOUR DESIGN VISION. IDEAL FOR REINFORCING BRANDING, WAY-FINDING AND CORPORATE IDENTITY.



Sintra Digital Print custom image



Sintra Digital Print custom image



Sintra Digital Print custom image

DIGITAL PRINT SPECIFICATIONS

DIMENSIONS 48" x 108" x 0.5" [1220mm x 2745mm x 12mm]

NRC RATING 0.45 - 0.95. See pages 8-9.

DIGITAL IMAGING Sintra can be printed using uv inks and dye-sublimation.

NOTES Custom sizes available.
Digital Print only available on Sintra 1/2" Sheets.

SINTRA WALLS

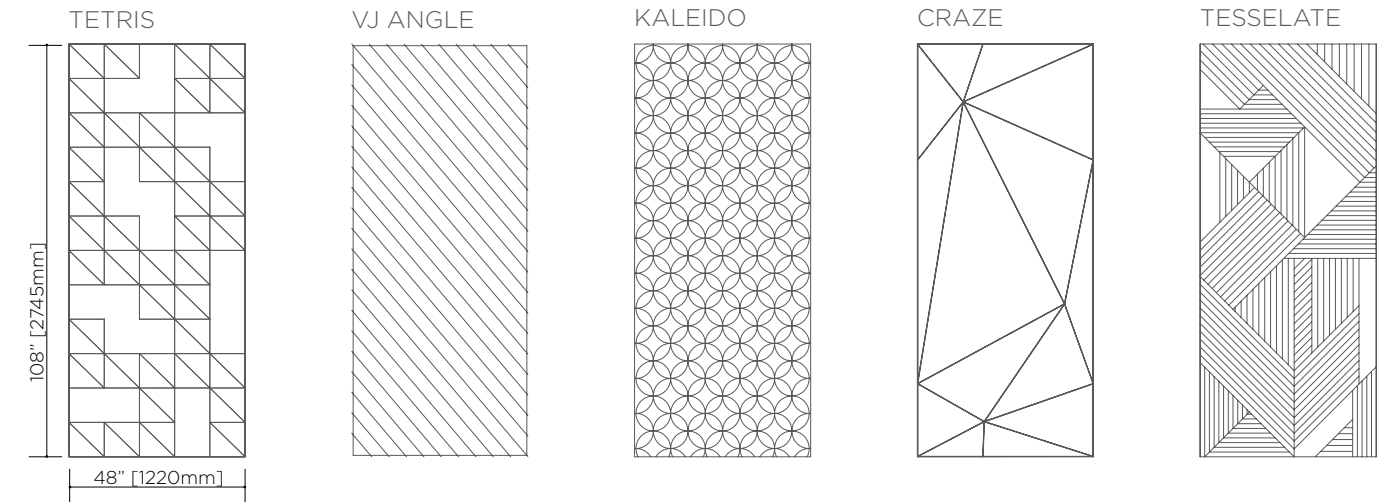


SINTRA ETCH

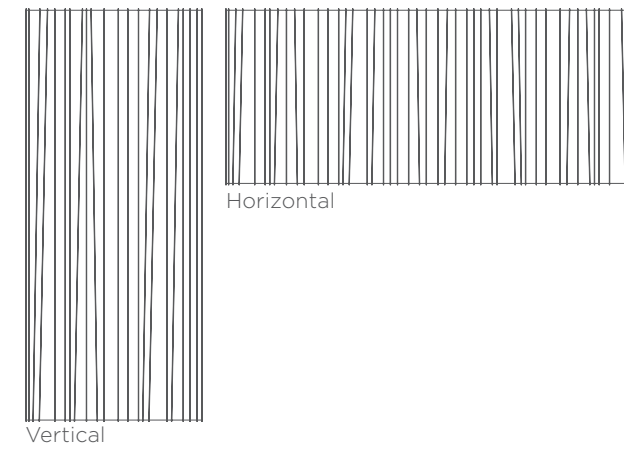


Sintra Etch Tetrakis in Ecrú


ACOUSTIC ABSORPTION MEETS DYNAMIC 3D DESIGN WITH A RANGE OF SUBTLE ETCHED PATTERNS. USING A SHALLOW V-GROOVE CUT, EACH ETCH PATTERN DELIVERS A DISTINCTIVE LOOK TO WALLS OR CEILINGS.



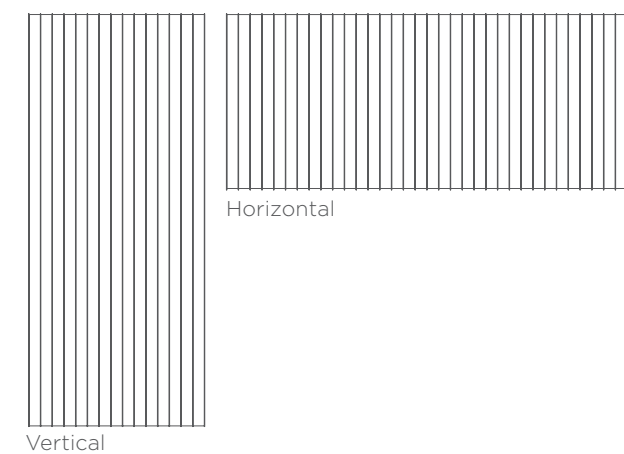
REED BED



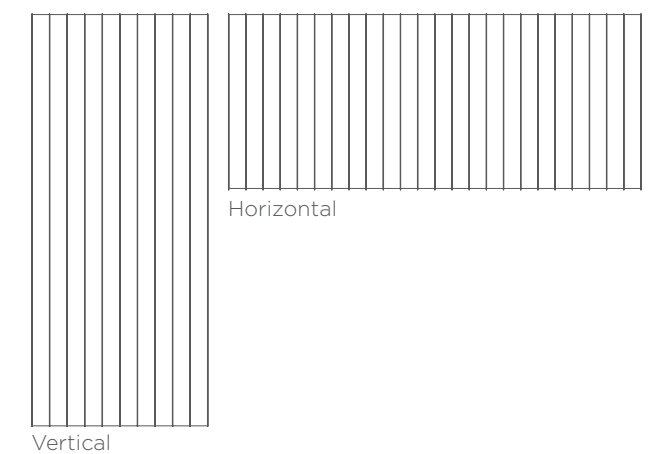
VINO



VJ BOARD NARROW

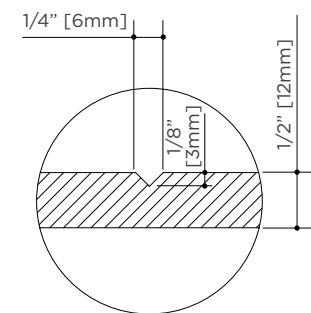


VJ BOARD WIDE



ETCH SPECIFICATIONS

- DIMENSIONS** 48" x 108" x 0.5" [1220mm x 2745mm x 12mm]
- COLORS** Available in all twenty Sintra 1/2" Sheet colors. See page 11.
- NRC RATING** 0.45 - 0.95. See pages 8-9.
- NOTES** Custom sizes available.




V-GROOVE DETAIL VIEW

SINTRA LAYERS



Sintra Layers in Frost, Greige and Fossil

CAREFULLY LAYERED STRIPS OF SINTRA CREATE A VIVID STRIPED PATTERN ON THESE PANELS. CHOOSE SINTRA 3D LAYERS IN MULTIPLE STRIP HEIGHTS FOR ADDED TEXTURE AND DEPTH. SELECT MULTIPLE COLORS FOR A DRAMATIC EFFECT OR ONE COLOR FOR A MORE SUBDUED VARIATION.




Sintra Layers 3D in Pewter


LAYERS SPECIFICATIONS

DIMENSIONS	LAYERS 48" x 108" x 1" [1220mm x 2745mm x 24mm]
	LAYERS 3D 48" x 108" x 1" [1220mm x 2745mm x 48mm]
COLORS	Available in all twenty Sintra 1/2" colors. See page 11.
NRC RATING	0.75. See pages 8-9.
NOTES	Custom sizes available.

LAYERS 3D




LAYERS





Sintra Box Tiles in Linen, Sky and Cobalt

SINTRA BOX TILE



Sintra Box Tiles in Linen, Sunshine, Smoke and Slate

WITH A RANGE OF STANDARD BOX TILE SIZES AND DEPTHS, YOU CAN GIVE YOUR WALLS DIMENSION AND COLOR WHILE ADDING THE ACOUSTIC BENEFITS OF SINTRA. EASY TO LAYOUT, MIX AND MATCH AND INSTALL, BOX TILES ARE A GREAT ADDITION TO ANY WALL.




Sintra Box Tiles in Ivory, Smoke, Pewter and Fossil


BOX TILES SPECIFICATIONS

DIMENSIONS	SMALL 9.8" x 9.8" [248mm x 248mm] MEDIUM 9.8" x 19.5" [248mm x 496mm] LARGE 9.5" x 19.5" [496mm x 496mm]
DEPTH	LOW 0.5" [12mm] MID 1" [24mm] HIGH 1.8" [45mm]
COLORS	Available in all twenty Sintra 1/2" Sheet colors. See page 11.
NRC RATING	0.45 - 0.95. See pages 8-9.
NOTES	Custom sizes and Digital Print available.


SUGGESTED CONFIGURATIONS




ONE LARGE



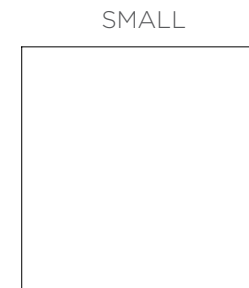
TWO MEDIUM




FOUR SMALL




TWO SMALL + ONE MEDIUM



9.8" x 9.8" [248mm x 248mm]



9.75" x 19.5" [248mm x 496mm]



19.5" x 19.5" [496mm x 496mm]

SINTRA SCULPTED



Sintra Sculpted Cosmic in Ecrú



Sintra Sculpted Scribe in Slate


SCULPTED WILL TRANSFORM YOUR SPACE WITH STYLE AND FUNCTION. SCULPT DELIVERS ALL OF THE NOISE REDUCTION BENEFITS OF SINTRA WHILE CREATING A SOPHISTICATED, MODERN AESTHETIC.



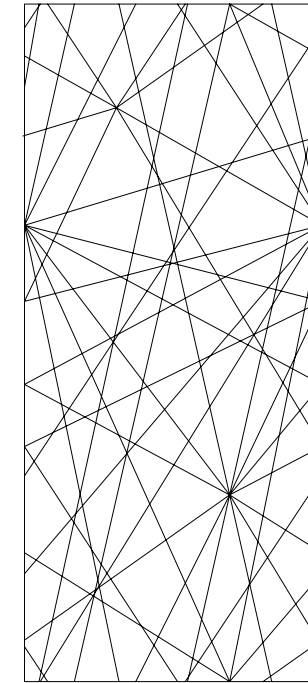
Sintra Sculpted Heli in Pewter

SCULPTED SPECIFICATIONS


DIMENSIONS	48" x 108" x 0.5" [1220mm x 2745mm x 12mm]
COLORS	Available in all twenty Sintra 1/2" Sheet colors. See page 11.
NRC RATING	0.45 - 0.95. See pages 8-9.
NOTES	Custom sizes available.




SCRIBE




COSMIC




HELI




CUBIC



HOURLASS



STARBURST



STENCIL

SINTRA PATTERNS




Sintra Pattern Lost in Frost on Frost backer




Sintra Pattern Sutra in Fossil on Linen backer

SINTRA PATTERNS OFFER VIRTUALLY UNLIMITED STYLE OPTIONS TO WALLS, DIVIDERS AND CEILINGS. PATTERNS CAN ALSO BE PAIRED WITH A SOLID SINTRA BACKING PANEL TO ADD EVEN MORE COLOR, DEPTH AND TEXTURE WHILE INCREASING THE NRC VALUE.



Sintra Pattern Pixel in Linen on Cocoa backer



Sintra Pattern Mandava in Smoke on Frost backer




Sintra Pattern Fishbone in Greige on Sky backer




Sintra Pattern Setro in Slate on Chambray backer

PATTERNS SPECIFICATIONS


DIMENSIONS	24" x 24" [610mm x 610mm]
	24" x 48" [610mm x 1220mm]
	48" x 108" [1220mm x 2745mm]
THICKNESS	0.5" [12mm] – Pattern layer only
	1" [24mm] – Pattern layer on Backer
COLORS	Available in all twenty Sintra 1/2" Sheet colors. See page 11.
NRC RATING	0.45 - 0.95. See pages 8-9.
NOTES	Custom sizes available.




ABHAYA




ASIATIC




ASTRA




BENGAL




BHUSHAN



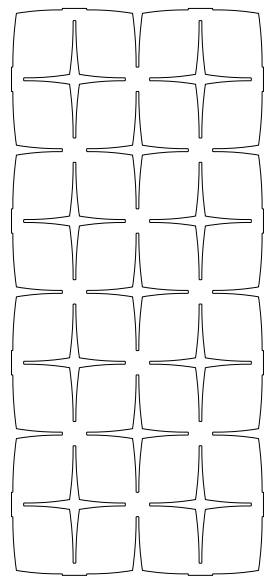
BHARATA




CIRQUE




DEEPAK




DEVRAJ




ELEPHANTA



FISHBONE




FOLIAGE




GADIVA




GINKGO




HAIMATI




HEX




INDUS




KALI




KERALA




KRISHNAN




LINKS




LOST




MANDAVA



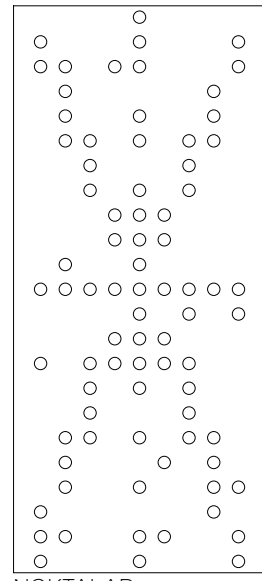
MALINI




MONSOON



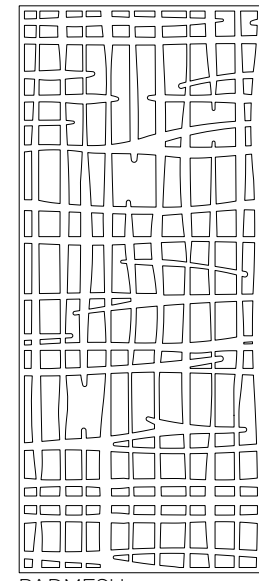
NADU




NOKTALAR




ORIGAMI




PADMESH




PERDITA




PIVOT




PIXEL




PUNTO




PROSE



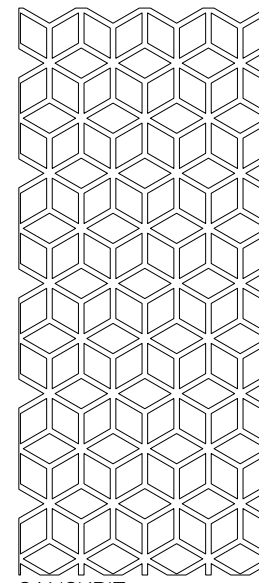
RAJA




SAKRA




SANKARAN




SANSKRIT



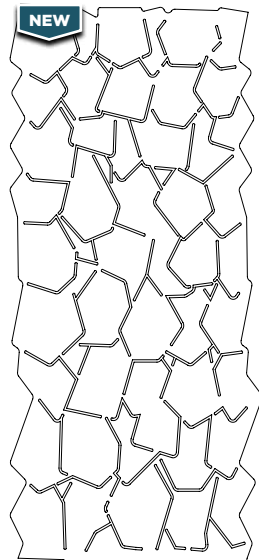
SETRO




SHARD




SIPTICAL




STONE AGE




SUTRA




TELUGU



VANISHING



VEDIC



WAMIKA

SINTRA SLIDING SCREENS



Sintra Pattern Devraj in Linen, shown with Sintra Sliding Screens hardware

SINTRA SLIDING SCREENS COMBINES SINTRA PATTERNS WITH EASY TO INSTALL HARDWARE, ALLOWING FLEXIBLE ROOM DIVISION WITH OUTSTANDING ACOUSTIC QUALITY.

Sintra Pattern Wamika in Malachite, shown with Sintra Sliding Screen hardware




Sintra Pattern Bhushan in Sky, shown with Sintra Sliding Screens hardware

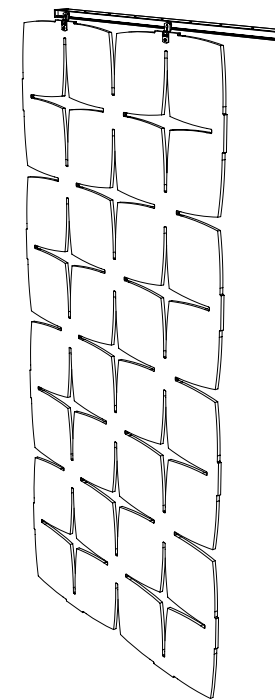
SLIDING SCREENS SPECIFICATIONS

DIMENSIONS	1.4" x 2.7" x 8' [35.6mm x 68.6mm x 2438mm].
FINISHES	DOUBLE SLIDING TRACK Anodized Aluminum ROLLER COVER PLATES Stainless Steel
NOTES	Rollers and Double Sliding Track sold separately. Custom finishes available for an additional fee and extended lead time.

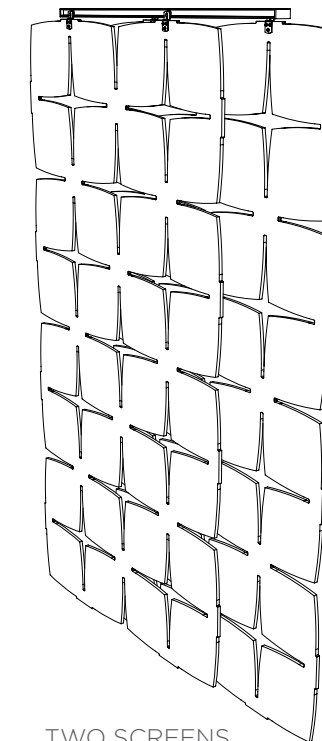
SLIDING TRACK ASSEMBLY



SINTRA PATTERNS NOT INCLUDED



ONE SCREEN



TWO SCREENS

SINTRA FLOOR TO CEILING



Sintra Pattern Punto in Pebble, shown with Floor to Ceiling cables and Cable Standoffs

UTILIZING A STEEL CABLE TO SUSPEND SINTRA 1/2" SHEETS OR PATTERNS, FLOOR TO CEILING CABLES ARE AN EASY-TO-INSTALL AND COST-EFFECTIVE ROOM DIVIDING SOLUTION.

Sintra Pattern Shard in Cobalt, shown with Floor to Ceiling cables and Cable Side-Grippers



Sintra Pattern Astra in Sunshine, on Floor to Ceiling cables with Cable Side Grippers

FLOOR TO CEILING SPECIFICATIONS



DIMENSIONS Floor to Ceiling Cable 13' [3962mm] long

FINISHES


Floor to Ceiling Cables	Satin Aluminum
Cable Side Gripper	Satin Aluminum
Cable Standoff	Satin Aluminum
Standoff Extended Head	Stainless Steel

NOTES Kit includes; cable, floor mount, and ceiling mount.
Cable Side Grippers, Cable Standoffs and Cable Extended Heads sold separately.

CABLE SIDE GRIPPER




CABLE STANDOFF



* shown with Cable Standoff Extended Head

SINTRA TEXTURES



Sintra Pattern Tessan in Pewter



Sintra Texture Cercles in Sky

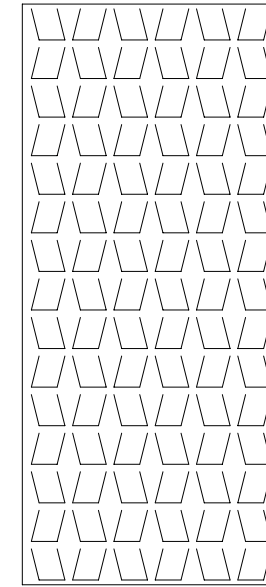
SINTRA ACOUSTIC TEXTURES THREE-DIMENSIONAL RELIEFS CREATE DIMENSION AND ACOUSTIC REFRACTION ON WALLS. EACH CAREFULLY CUT SHAPE PROJECTS FROM THE SURFACE OF THE PANEL. IDEAL FOR NOISY SPACES WHERE GOOD ACOUSTIC QUALITY AND AESTHETICS ARE REQUIRED.




Sintra Texture Echelle in Pewter

TEXTURES SPECIFICATIONS


- DIMENSIONS** 48" x 108" x 1" [1220mm x 2745mm x 24mm]
- COLORS** Available in all twenty Sintra 1/2" Sheet colors. see page 11.
- NRC RATING** 0.45. See pages 8-9.
- NOTES** Custom sizes available.
Only available in Sintra 1/2" Sheets.



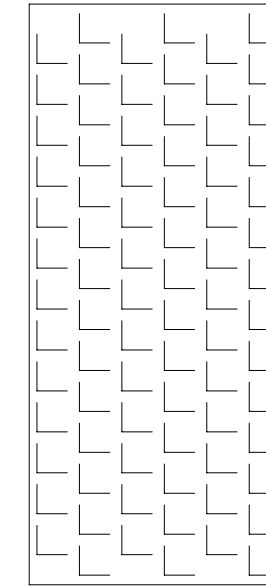
CARRE




CERCLES




CORBE



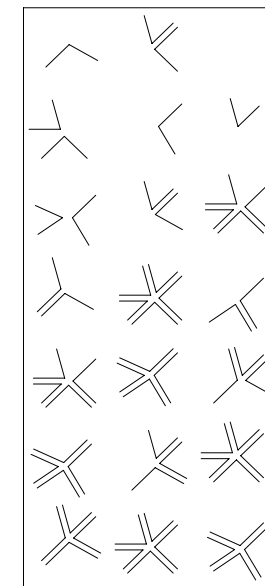
DIAMONT




DROIT




ECHELLE



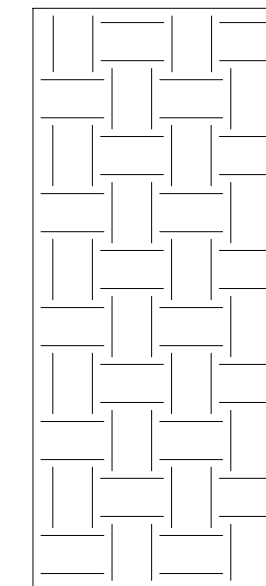
ETOILE




HEXAGONE



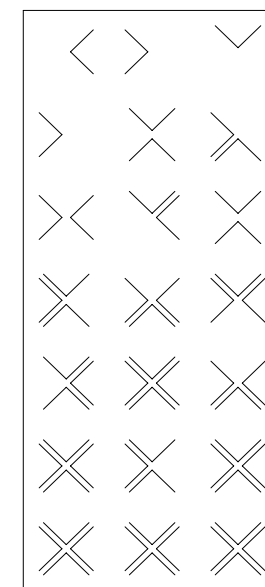
NENUPHAR




TISSAGE




TESSAN



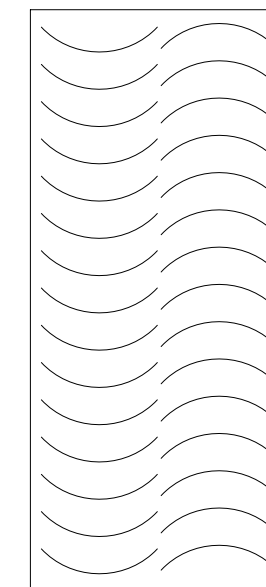
SIGNE



PAUME




TRAPPE



VAGUE

SINTRA BLADES



Sintra Blades Swell in Smoke

THESE WALL MOUNTED SYSTEMS SHOWCASE SINTRA'S FLEXIBLE CHARACTERISTICS. COMBINING A DYNAMIC AESTHETIC APPEAL AND ACOUSTIC PERFORMANCE, BLADES ARE AN EASY-TO-INSTALL SOLUTION. THE INCREASED SURFACE AREA OF THE VERTICAL BLADES RESULTS IN GREATER ABSORPTION OF SOUND COMPARED TO FLAT PANELS.

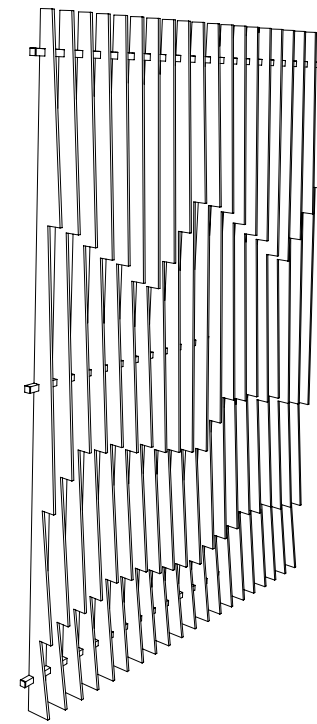


Sintra Blades Peak in Ochre

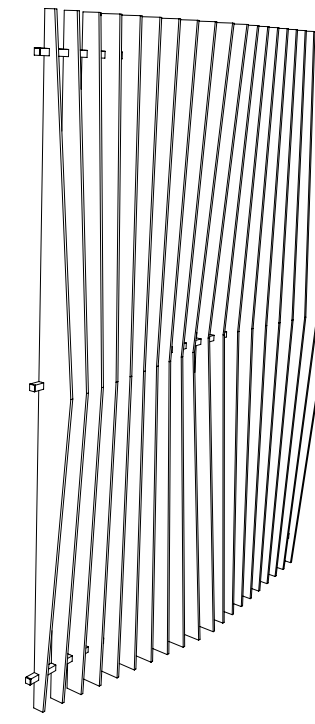
BLADES SPECIFICATIONS

DIMENSIONS	SMALL 40" x 54" x 4.5" [1220mm x 1375mm x 114mm] LARGE 40" x 108" x 4.5" [1220mm x 2745mm x 114mm]
COLORS	Available in all twenty Sintra 1/2" Sheet colors. See page 11.
NRC RATING	0.95. See pages 8-9.
NOTES	Only available in Sintra 1/2" Sheets. Multi-color available for an additional fee

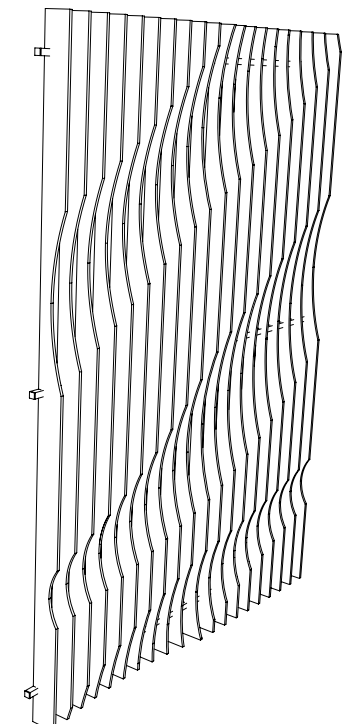
STANDARD BLADE CONFIGURATIONS



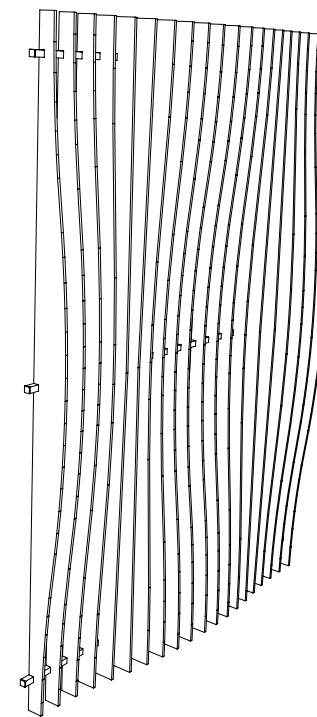
BOLT




RIDGE



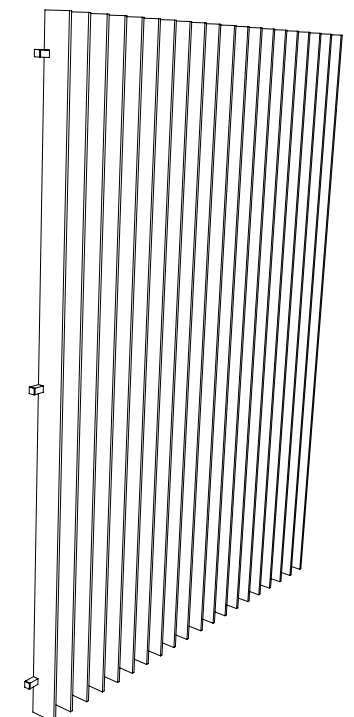
CANYON



SWELL



PEAK



SQUARE

* Two Large Blade Systems shown

SINTRA CEILINGS





Sintra Quarter in Mandarinine and Pewter. Shown in an circle pattern

SINTRA QUARTER



Sintra Quarter in Linen. Shown in an circle pattern

SIMILAR TO SINTRA'S BAFFLE SYSTEMS, SINTRA QUARTER TAKES THE BAFFLE A STEP FURTHER. ARRAYED BAFFLES CREATE A QUARTER OF A CIRCLE. USE FOUR OF THEM TO MAKE A FULL CIRCLE OR ALTERNATE DIRECTIONS FOR AN EYE-CATCHING ZIG ZAG PATTERN.

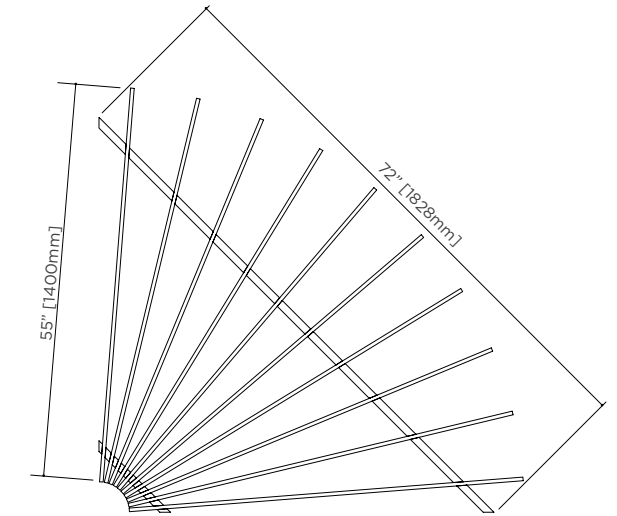
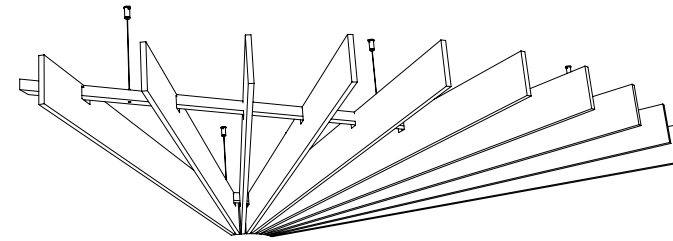


Sintra Quarter in Ecrú and Cobalt. Shown in an alternating pattern

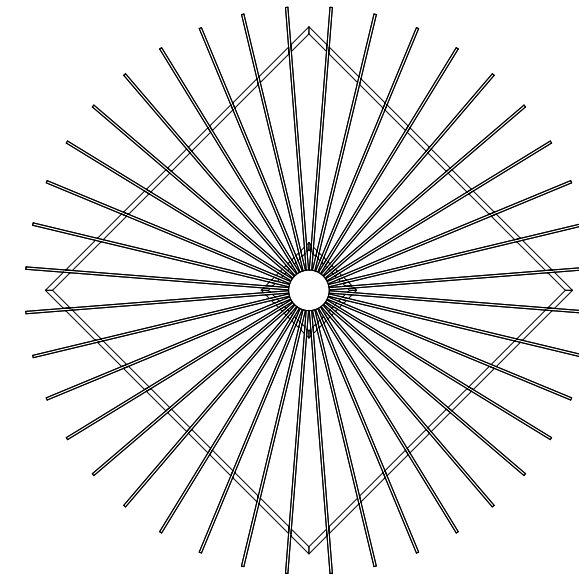
QUARTERS SPECIFICATIONS

DIMENSIONS	55" x 72" x 4.3" [1400mm x 1828mm x 110mm]
COLORS	Available in all twenty Sintra 1/2" colors. See page 11.
FINISHES	Sqaure Tube 1" x 1" - Anodized black or anodized silver
NRC RATING	0.95. See pages 8-9.
NOTES	Only available in Sintra 1/2" Sheets. 5' Adjustable cable kits included. Longer cables available for an additional fee. Multi-color and Digital Print available for an additional fee.

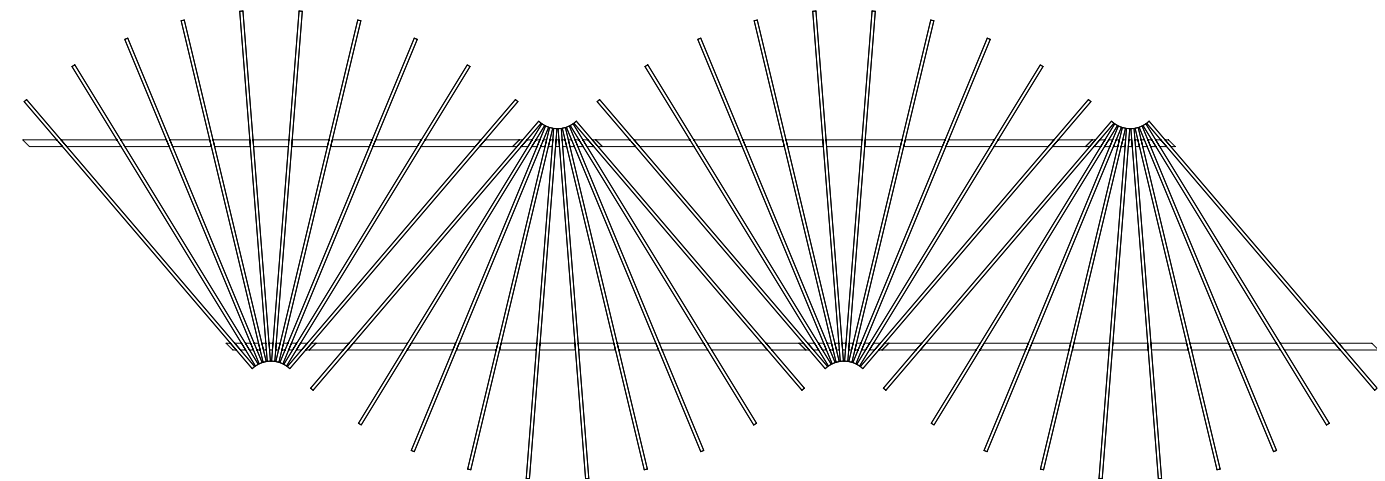
QUARTER BAFFLE



CIRCLE



ALTERNATING





Sintra Box Baffles Random in Cadet, Malachite and Fossil

SINTRA BOX BAFFLES



Sintra Box Baffles Uniformed Small in custom digital print graphic

SUSPENDED BOX-SHAPED BAFFLES HUNG IN PERFECTLY SPACED ROWS CREATE THESE HIGH PERFORMING BAFFLES. THE BOX SHAPE FEATURE NOT ONLY LOOKS MORE SUBSTANTIAL, IT ALSO INCREASES THE NRC RATING BY CAPTURING SOUND WITHIN. SELECT THE SAME SHAPED BAFFLES OR MIX THEM UP FOR ADDED DIMENSION.



Sintra Box Baffles Random in Pewter, Slate and Ivory

BOX BAFFLES SPECIFICATIONS

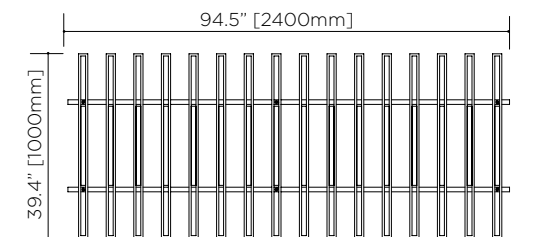
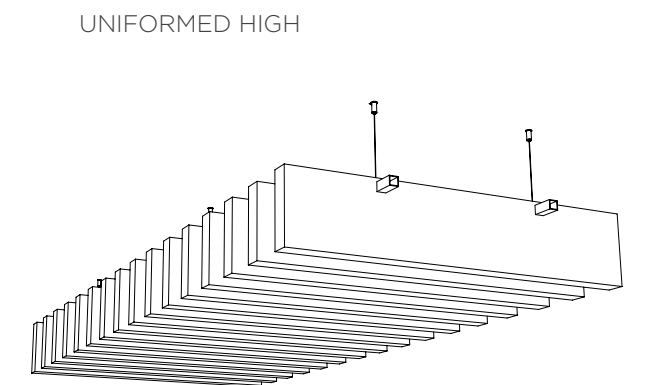
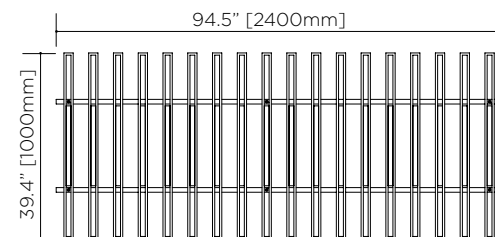
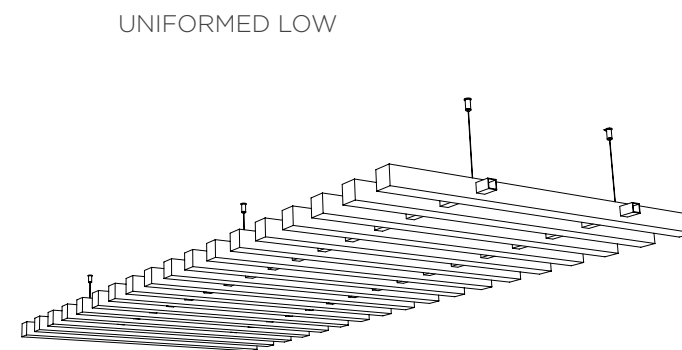
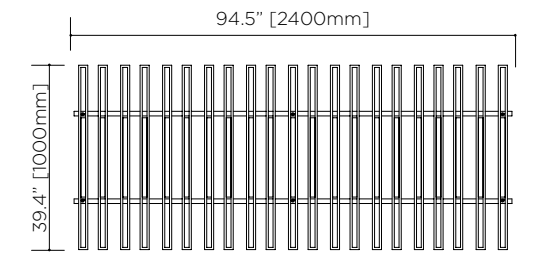
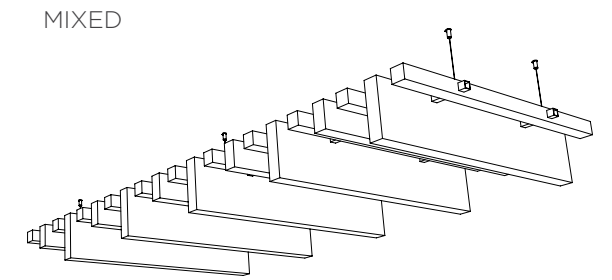
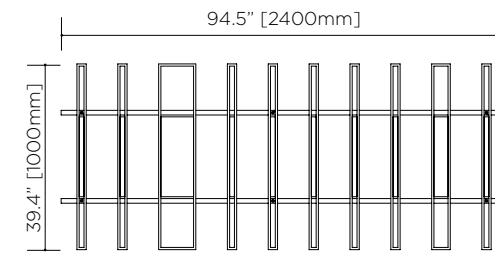
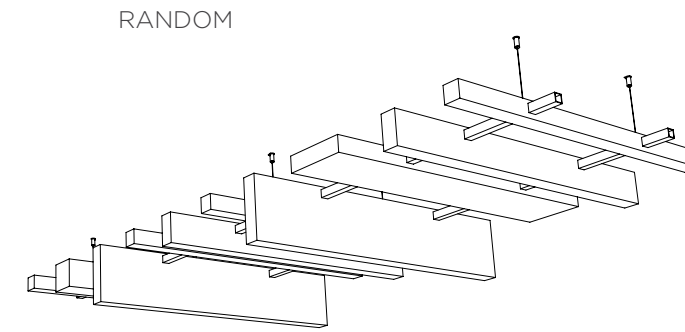
DIMENSIONS	RANDOM	39.4" x 94.5" x 8" [1000mm x 2400mm x 200mm]
	MIXED	39.4" x 94.5" x 8" [1000mm x 2400mm x 200mm]
	UNIFORMED LOW	39.4" x 94.5" x 4" [1000mm x 2400mm x 100mm]
	UNIFORMED HIGH	39.4" x 94.5" x 8" [1000mm x 2400mm x 100mm]

COLORS Available in all twenty Sintra 1/2" Sheet colors. See page 11.

FINISHES Square Tube 1" x 1" - Anodized black or anodized silver.

NRC RATING 0.95. See pages 8-9.

NOTES Only available in Sintra 1/2" Sheets.
5' Adjustable cable kits included. Longer cables available for an additional fee.
Multi-color and Digital Print available for an additional fee.



SINTRA BAFFLE SYSTEMS



Sintra Baffle Systems Ridge in Cadet



Sintra Ridges Baffle Systems in Cobalt

SINTRA BAFFLE SYSTEMS AN INNOVATIVE REPLACEMENT TO A MINERAL FIBER CEILING SYSTEM. EASY TO ASSEMBLE AND INSTALL, THEY ARE AVAILABLE IN A LARGE ARRAY OF DESIGNS. BAFFLE SYSTEMS ARE IDEALLY SUITED TO LARGE NOISY SPACES IN EDUCATIONAL INSTITUTIONS, SHOPPING CENTERS, RESTAURANTS AND AIRPORTS.

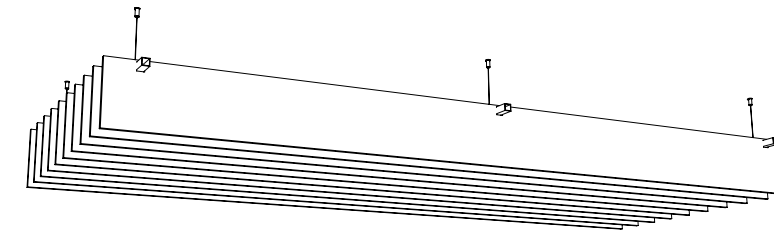



Sintra Bolt Baffle System in Echru

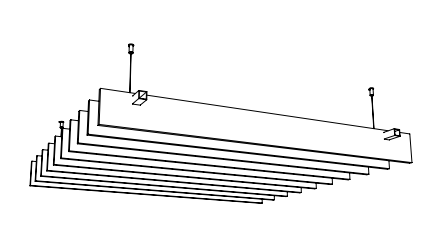
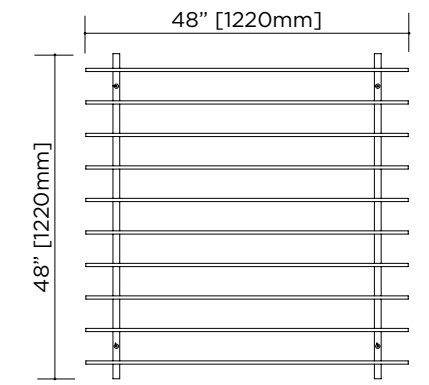
BAFFLE SYSTEMS SPECIFICATIONS

DIMENSIONS	48" x 48" [1200mm x 1220mm]
	48" x 108" [1220mm x 2745mm]
	108" x 108" [2745mm x 2745mm]
DEPTHS	4.8" [120mm] or 9.5" [240mm]
COLORS	Available in all twenty Sintra 1/2" Sheet colors. See page 11.
FINISH OPTIONS	Sqaure Tube 1" x 1" - Anodized black or anodized silver
NRC RATING	0.95. See pages 8-9.
NOTES	Only available in Sintra 1/2" Sheets.
	5' Adjustable cable kits included. Longer cables available for an additional fee.
	Multi-color and Digital Print available for an additional fee.

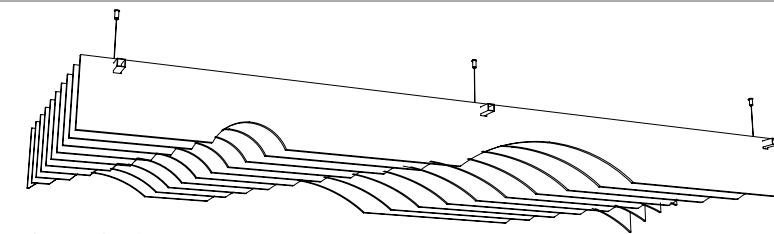
STANDARD BAFFLE SYSTEM OPTIONS:



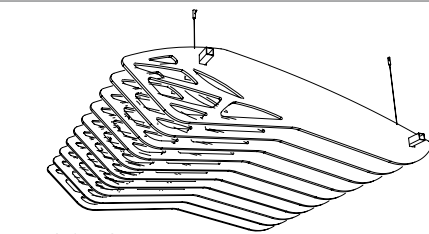
STANDARD



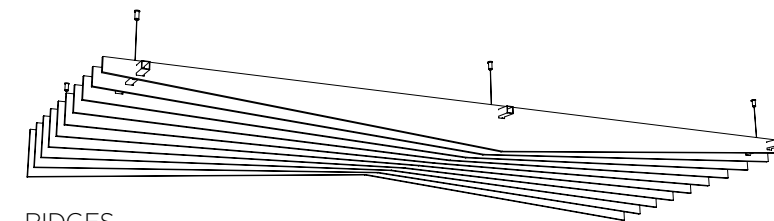
SQUARE



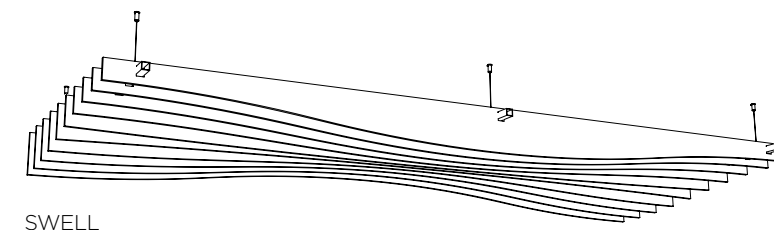
CANYONS



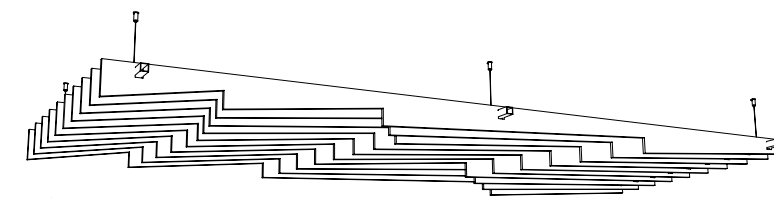
GORGE



RIDGES



SWELL



BOLT



Sintra Individual Baffles in Pewter with Silver Grommets

SINTRA INDIVIDUAL BAFFLES



Sintra Individual Baffles in Linen and Fossil with Silver Grommets

EACH BAFFLE HANGS FROM IT'S OWN SET OF CABLES, PROVIDING FLEXIBILITY IN THE INSTALLATION AND DESIGN PROCESS. INDIVIDUAL BAFFLES WILL CONTROL ACOUSTICS IN ANY SCALED SPACE WHILE ACHIEVING AN ENDLESS ARRAY OF DYNAMIC LAYOUTS.



Sintra Individual Baffles in Pewter. Shown as Hook Baffles

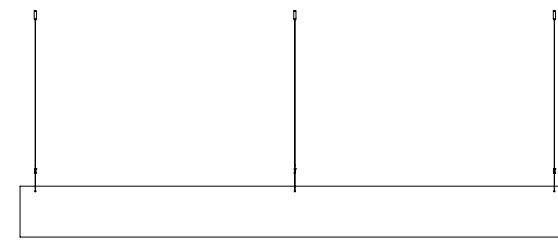
INDIVIDUAL BAFFLES SPECIFICATIONS

LENGTH	Maximum 108" [2745mm]
DEPTHS	4.8" [120mm] or 9.5" [240mm]
COLORS	Available in all twenty Sintra 1/2" Sheet colors. See page 11.
FINISHES	Grommets - Silver or Brass Cup Hooks - Black or White U-Channel - Black or White

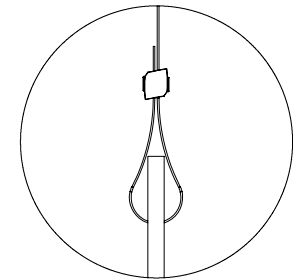
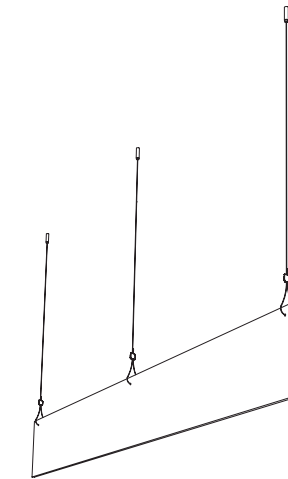
Twist Clip - Threaded - Silver
Twist Clip - Swivel - Clear
Twist Clip - Loop - White
S-Hook - Silver

NRC RATING 0.95. See pages 8-9.

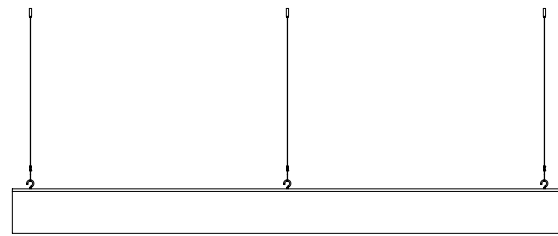
NOTES
Only available in Sintra 1/2" sheets.
Adjustable Cable Kits and hardware sold separately.
Minimum orders do apply.



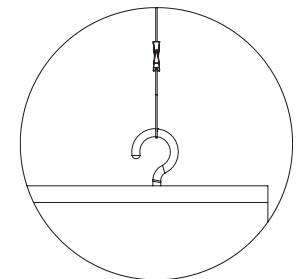
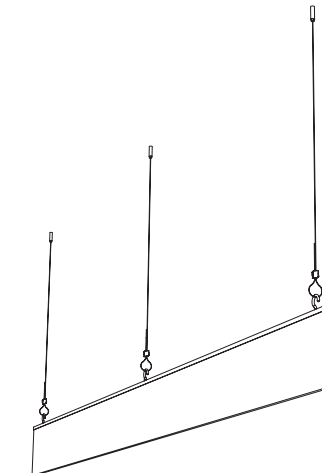
GROMMET



ADJUSTABLE CABLE THROUGH GROMMET



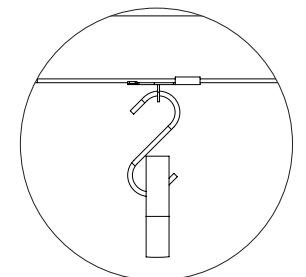
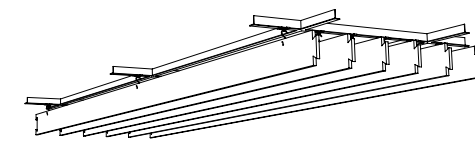
CUP HOOK



CUP HOOK SCREWED THROUGH U-CHANNEL AND INTO SINTRA



HOOK BAFFLE
(DOES NOT INCLUDE CEILING GRID)



TWIST CLIP LOOP ON CEILING GRID WITH S-HOOK THROUGH SINTRA

SINTRA CONNECT



Sintra Connect Rise in Codet



Sintra Connect Cirrus in Frost

ADD SCULPTURAL FORM TO YOUR CEILING WITH SINTRA CONNECT. DESIGNED WITH FULL OR PARTIAL CEILING COVERAGE IN MIND. EACH SYSTEM EASILY FITS TOGETHER AND CONNECTS TO THOSE ADJACENT WITHOUT USING ANY HARDWARE.



Sintra Connect Rise in Chambray

CONNECT SPECIFICATIONS

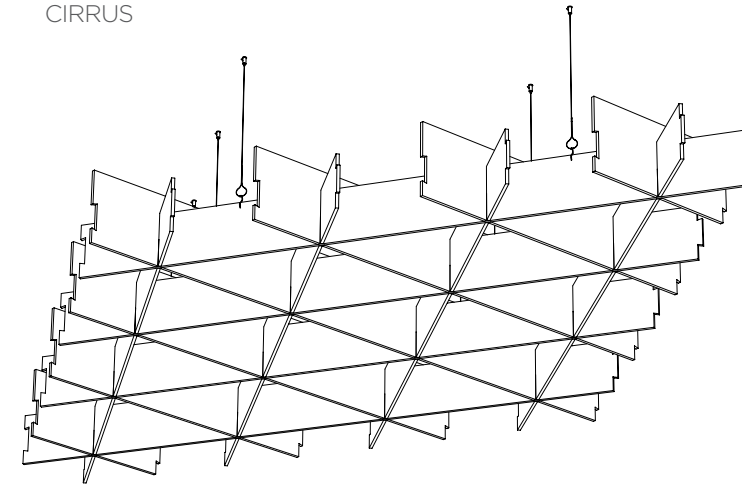
DIMENSIONS	CIRRUS LOW	90" x 157" x 7.5"	[2275mm x 3995 x 190mm]
	CIRRUS HIGH	90" x 157" x 11.8"	[2275mm x 3995 x 300mm]
	RISE LOW	48" x 109" x 8.7"	[1220mm x 2770mm x 220mm]
	RISE HIGH	48" x 109" x 10.2"	[1220mm x 2770mm x 260mm]

COLORS Available in all twenty Sintra 1/2" Sheet colors. See page 11.

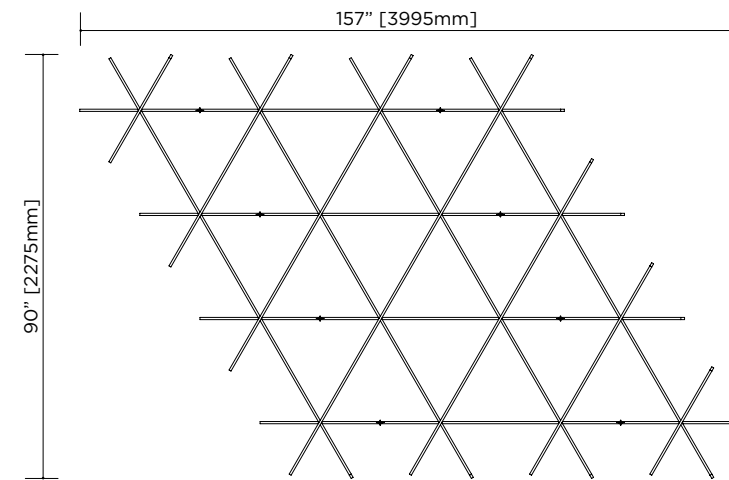
NRC RATING 0.95. See pages 8-9.

NOTES Only available in Sintra 1/2" Sheets.
5' Adjustable Cable Kits included. Longer cables available for an additional fee.
Multi-color available for an additional fee.

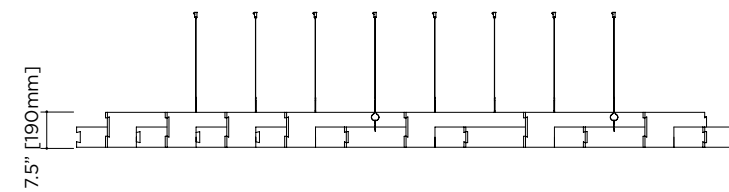
CIRRUS



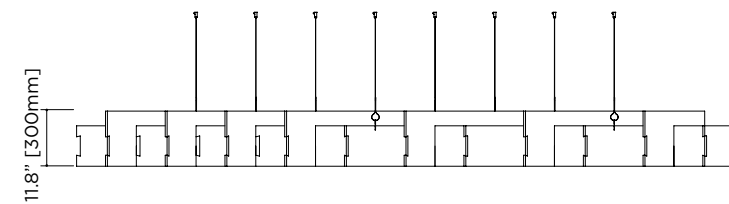
TYPICAL PERSPECTIVE FROM UNDERNEATH



PLAN VIEW

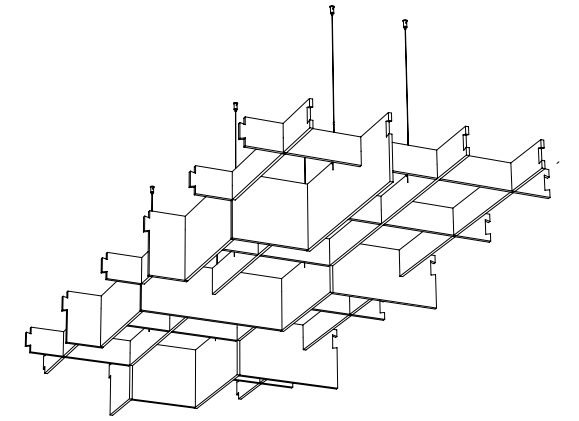


CIRRUS LOW

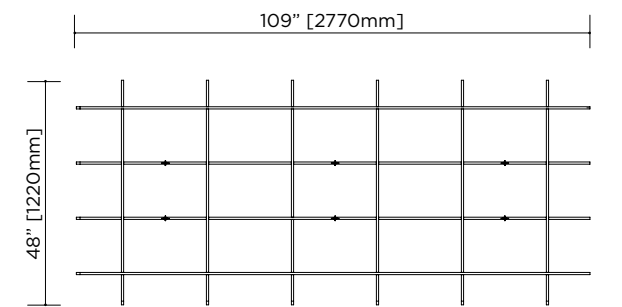


CIRRUS HIGH

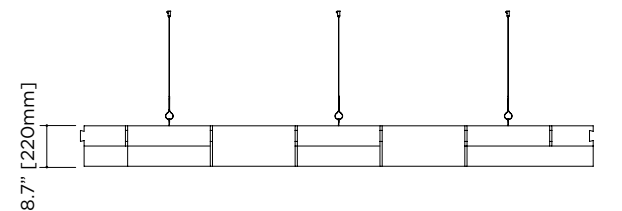
RISE



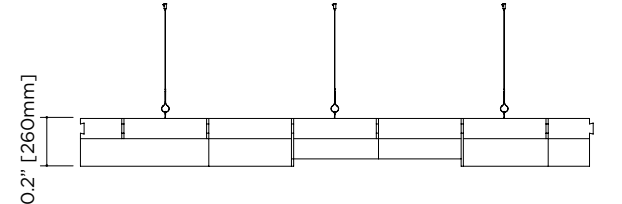
TYPICAL PERSPECTIVE FROM UNDERNEATH



PLAN VIEW



LOW RISE



HIGH RISE



Sintra Clouds Blanchard in Mandarine, Sunshine and Pewter

SINTRA CLOUDS



Sintra Clouds Giffard in Pewter, Lime and Echru

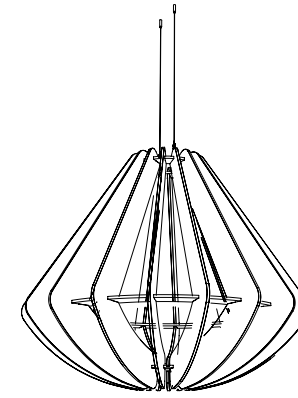
ATTENTION GRABBING THREE-DIMENSIONAL DESIGNS IN A VARIETY OF SIZES AND COLORS ARE A GUARANTEED WAY TO ADD INTEREST WHILE KEEPING NOISE LEVELS DOWN. EACH CLOUD EASILY PRESSURE FITS TOGETHER AND QUICKLY HANGS.




Sintra Stratus Clouds in Smoke

CLOUDS SPECIFICATIONS

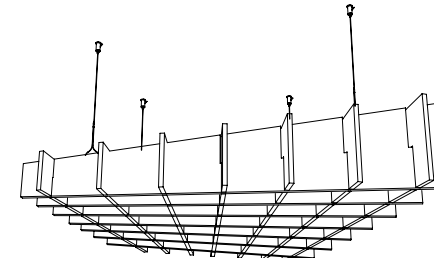
DIMENSIONS	See page 85.
COLORS	Available in all twenty Sintra 1/2" Sheet colors. See page 11.
NRC RATING	0.95. See pages 8-9.
NOTES	Only available in Sintra 1/2" Sheets. 5' Adjustable Cable Kits included. Longer cables available for an additional fee. Multi-color available for an additional fee.



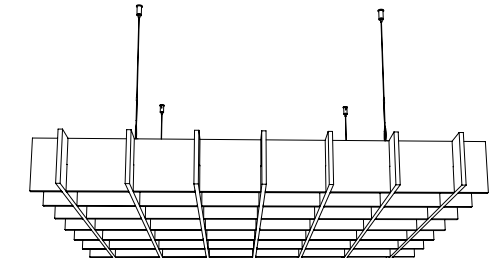
BLANCHARD
47" H x 56" DIA [1195mm H x 1422 DIA]
23" H x 26" DIA [584mm H x 356mm DIA]



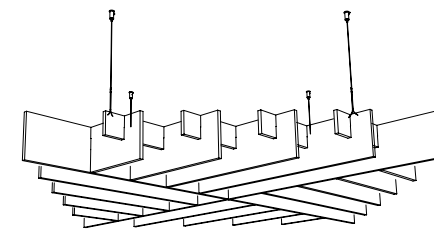
GIFFARD
71" x 42" [1803mm x 1066mm]
47" x 27" [1193mm x 685mm]
23" x 14" [584mm x 356mm]



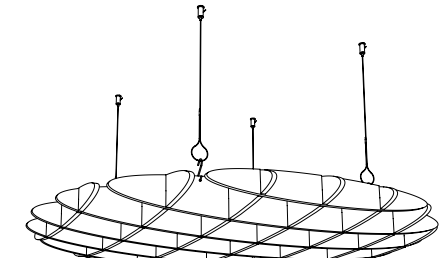
CLOCHETTE
44" x 40" x 9" [1120mm x 1020 x 230mm]



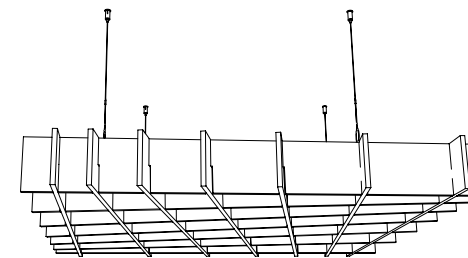
SQUARE
48" x 48" x 5.5" [1220mm x 1220mm x 140mm]
Largest size possible 9' x 9' [2750mm x 2750mm]



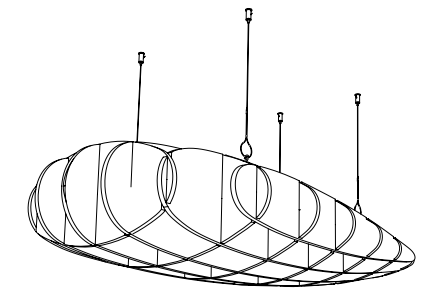
DRANTE
48" x 48" x 5.5" [1220mm x 1220mm x 140mm]
Largest size possible 6' x 6' [1830mm x 1830mm]



YOOFEO
48" DIA x 6.2" H [1220mm DIA x 157mm H]
Largest size possible 9' x 9' [2750mm x 2750mm] DIA



WARP
48" x 48" x 5.5" [1220mm x 1220mm x 140mm]
Largest size possible 9' x 9' [2750mm x 2750mm]




STRATUS
55" x 28" x 12" [1400mm x 700mm x 292mm]

SINTRA SHAPES



Sintra Shapes Circle in Lime, Pewter and Ivory



Sintra Shapes Square and Triangle in Slate and Echru

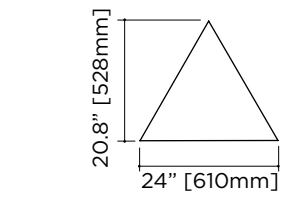
USING COMMON GEOMETRIC FORMS, ADD CHARACTER WITH SINTRA ACOUSTIC SHAPES. INSTALL THEM IN A FOCUSED AREA TO DRAW ATTENTION OR SPREAD THEM THROUGHOUT TO CREATE A PROGRESSIVE DESIGN.



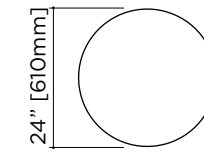
Sintra Shapes Large Rectangle and Square in Linen, Ivory, and Ecru

SHAPES SPECIFICATIONS

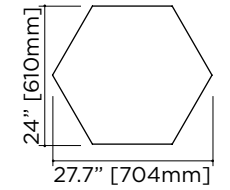
DIMENSIONS	See page 89.
COLORS	Available in all twenty Sintra 1/2" Sheet colors. See page 11.
NRC RATING	0.95. See pages 8-9.
NOTES	Only available in Sintra 1/2" Sheets. 5' Adjustable Cable Kits included. Longer cables available for an additional fee. Multi-color and Digital Print available for an additional fee.



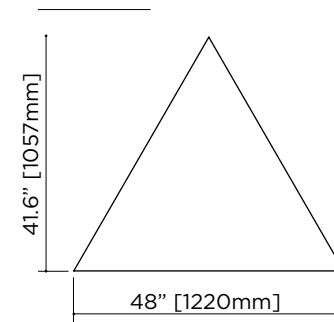
SMALL TRIANGLE



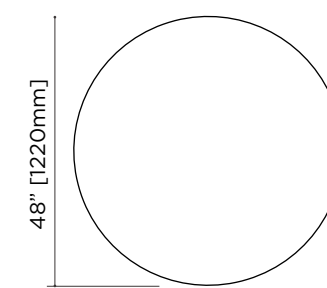
SMALL CIRCLE



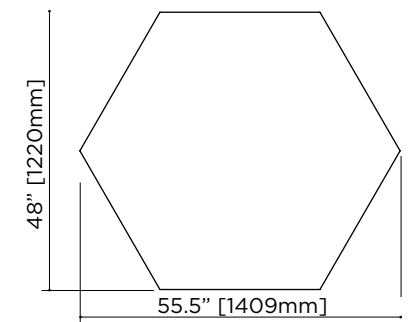
SMALL HEXAGON



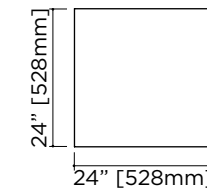
LARGE TRIANGLE



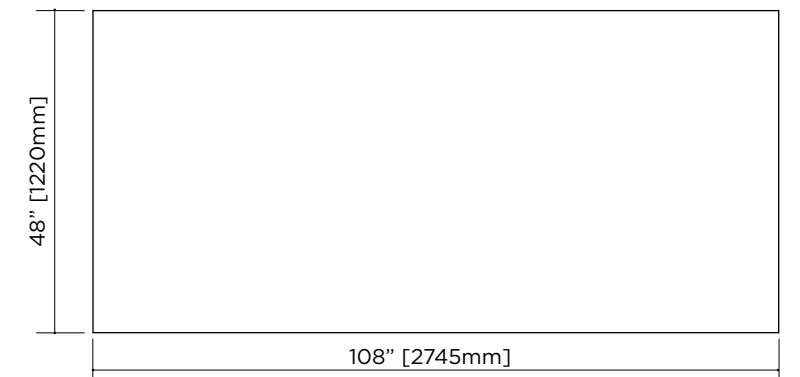
LARGE CIRCLE



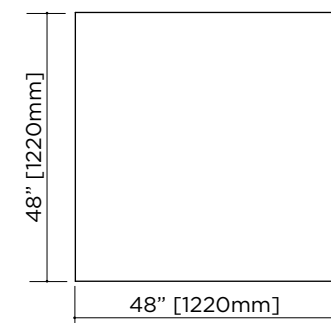
LARGE HEXAGON



SMALL SQUARE




LARGE RECTANGLE



LARGE SQUARE

ACCESSORIES





Sintra Concertina Ginko in Frost on Smoke

SINTRA CONCENTRINA



Sintra Concertina Bhushan in Silver on Frost, shown with Sintra Concentrina stand

CREATING A WELL-BALANCED ENVIRONMENT HAS NEVER BEEN EASIER THAN WITH SINTRA CONCERTINA. NO ASSEMBLY IS REQUIRED. JUST UNFOLD, STAND UP AND ADJUST THE PANELS TO THE ANGLE THAT SUITS. WHEN NO LONGER NEEDED, SIMPLY FOLD CONCERTINA FLAT AND STORE AWAY.

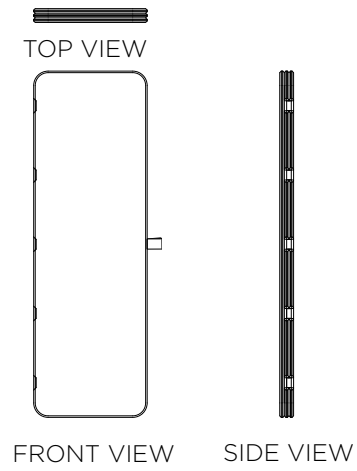


Sintra Hex Concertina in Chambray on Ivory

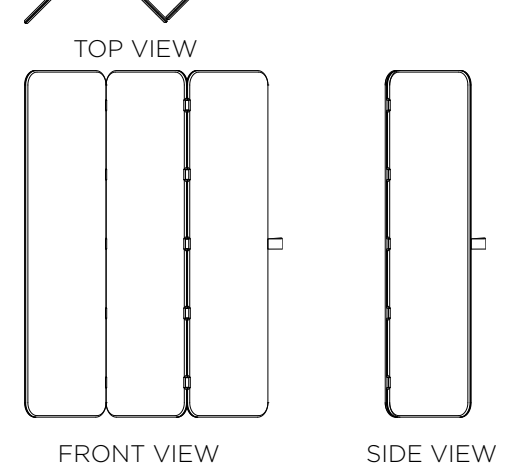
CONCERTINA SPECIFICATIONS

DIMENSIONS	72" x 72" x 1" [1830mm x 1830mm x24mm]
COLORS	Available in all twenty Sintra 1/2" Sheet colors. See page 11.
NRC RATING	0.95. See pages 8-9.
NOTES	Only available in Sintra 1/2" Sheets (two 1/2" Sheets laminated together). Pattern may be specified on one side or both. Optional Sintra Concertina stand available.

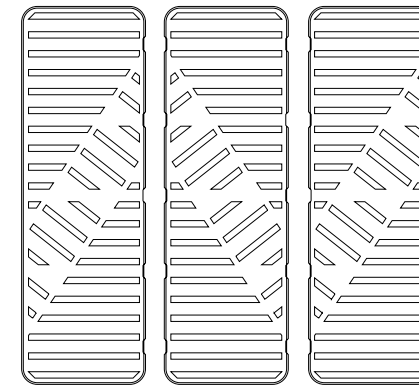
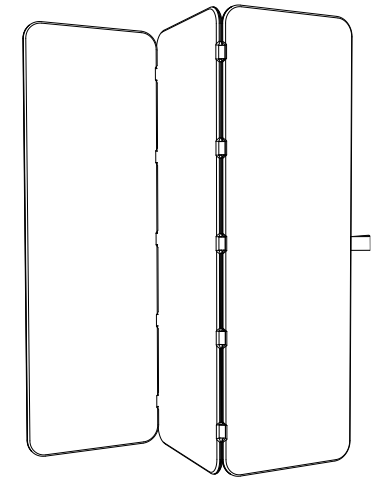
FULLY FOLDED
DIMENSIONS 3' x 6' x 2'




90 DEGREES



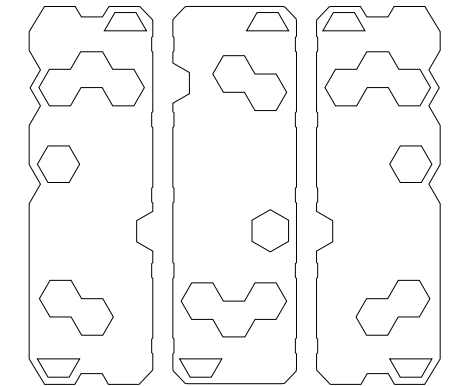
PERSPECTIVE



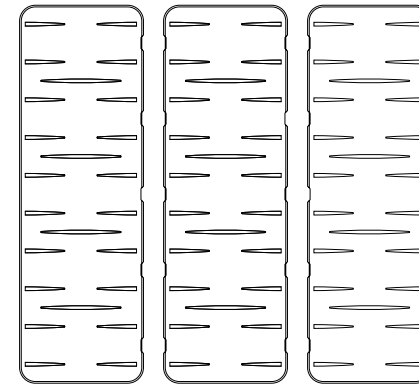
BHUSHAN



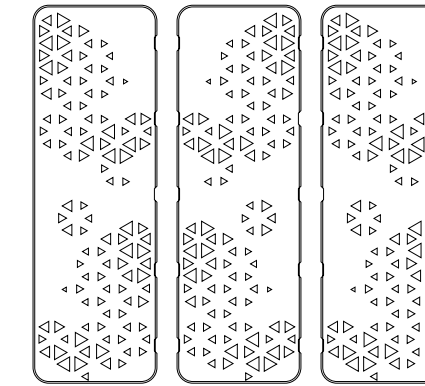
KERALA



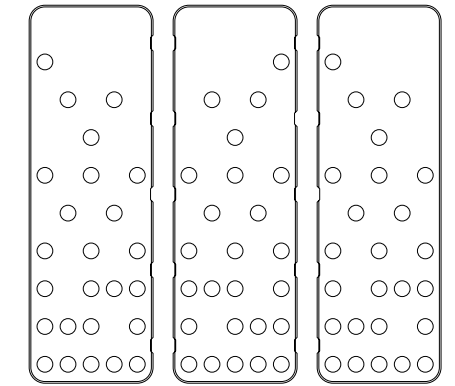
HEX




WAMIKA




PROSE



PUNTO



GINKO



PIXEL

SINTRA DESK WRAP



Sintra Desk Wrap in Pewter, shown with Clamshell Clamp Small

CAREFULLY PLACED SLICE CUTS ALLOW SINTRA TO BECOME FLEXIBLE AND WRAP AROUND THE CORNERS OF A DESK. WHEN WRAPPED, THE SLICE CUTS REVEAL A DEFINING PATTERN. USE DESK WRAPS AS A SCREEN OR MODESTY PANEL TO ADD PRIVACY AND ACOUSTIC BENEFITS.

Sintra Desk Wrap in Cadet, shown with Clamshell Clamp Small



Sintra Desk Wrap in Fossil, shown with Clamshell Clamp Small

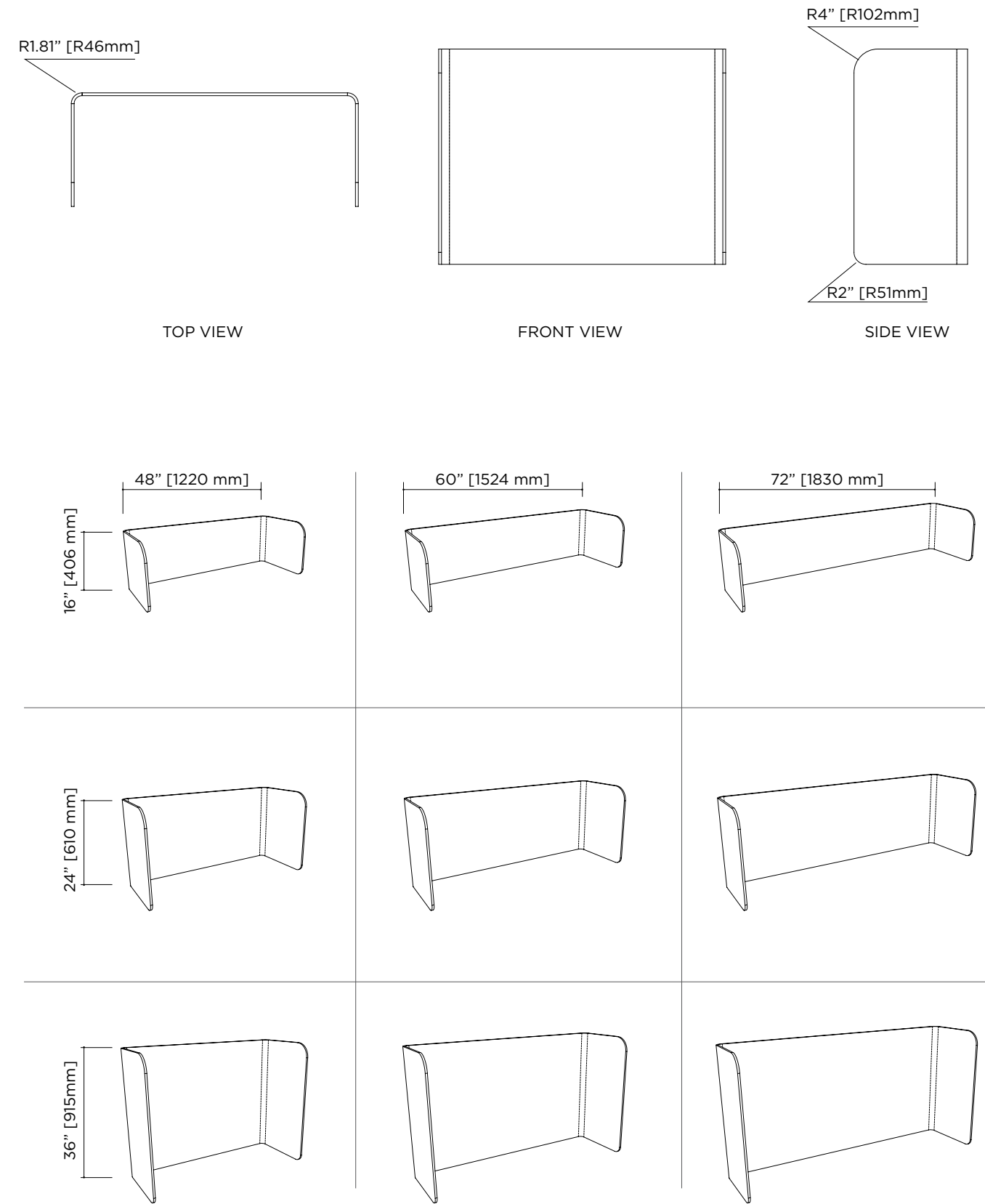
DESK WRAP SPECIFICATIONS

DIMENSIONS	16" x 48" x 0.5" [406mm x 1220mm x 12mm]	16" x 60" x 0.5" [406mm x 1524mm x 12mm]
	24" x 48" x 0.5" [610mm x 1220mm x 12mm]	24" x 60" x 0.5" [610mm x 1524mm x 12mm]
	36" x 48" x 0.5" [915mm x 1220mm x 12mm]	36" x 60" x 0.5" [915mm x 1524mm x 12mm]
	16" x 72" x 0.5" [406mm x 1830mm x 12mm]	
	24" x 72" x 0.5" [610mm x 1830mm x 12mm]	
	36" x 72" x 0.5" [915mm x 1830mm x 12mm]	

COLORS Available in all twenty Sintra 1/2" Sheet colors. See page 11.

NRC RATING 0.95. See pages 8-9.

NOTES Only available in intra 1/2" Sheets.
Sintra Patterns not available.
Clamshell Clamps or L-Bracket Hardware included.





Sintra Desk Dividers Prose in Smoke and Cobalt

SINTRA DESK DIVIDERS



Sintra Desk Divider Bhushan in Linen and Echru


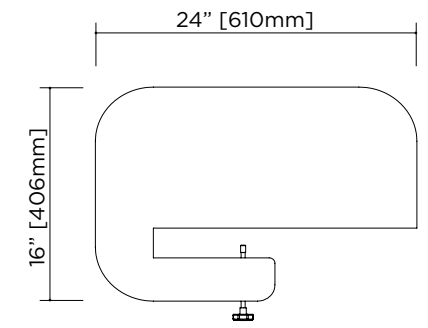
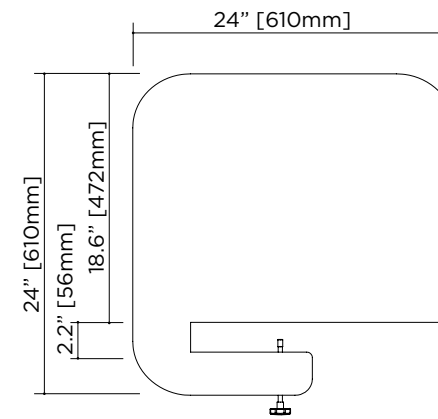
AN EASY TO USE AND INSTALL SOLUTION WHEN A LITTLE BIT OF PRIVACY IS NEEDED. SIMPLY SLIDE THE DESK DIVIDER OVER THE EDGE OF THE WORK SURFACE AND TIGHTEN THE KNOB. USE DESK DIVIDERS FOR A PERMANENT DIVISION OR AS NEEDED. COMPLETELY CUSTOMIZABLE TO FIT ALMOST ANY WORK SURFACE.




Sintra Desk Divider Pixel in Bark on Linen

DESK DIVIDERS SPECIFICATIONS

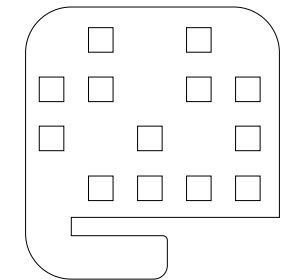
DIMENSIONS	24" x 16" x 1" [610mm x 406mm x 24mm] 24" x 24" x 1" [610mm x 610mm x 24mm]
COLORS	Available in all twenty Sintra 1/2" Sheet colors. See page 11.
NRC RATING	0.95. See pages 8-9.
NOTES	Only available in Sintra 1/2" Sheets (two 1/2" Sheets laminated together). Pattern may be specified on one side or both. Hardware included.




BHUSHAN



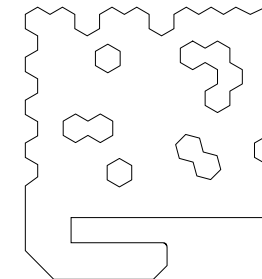
KERALA




PIXEL




WAMIKA



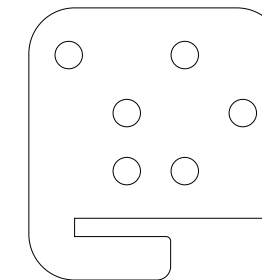
HEX



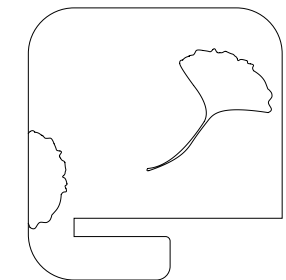
PROSE



PLAIN



PUNTO



GINKGO

SINTRA DESK SCREEN



Sintra Desk Screen Pixel in Chambray on Sky, shown with Clamshell Clamp Large

SINTRA DESK SCREENS ARE IDEAL FOR OPEN WORK SPACES THAT NEED MORE PRIVACY. THESE SURFACE MOUNTED PARTITIONS SIT SECURE IN PLACE WHILE CAPTURING UNWANTED NOISE AND ADDING COLOR AND DESIGN. COMPLETELY CUSTOMIZABLE TO FIT ALMOST ANY WORK SURFACE.

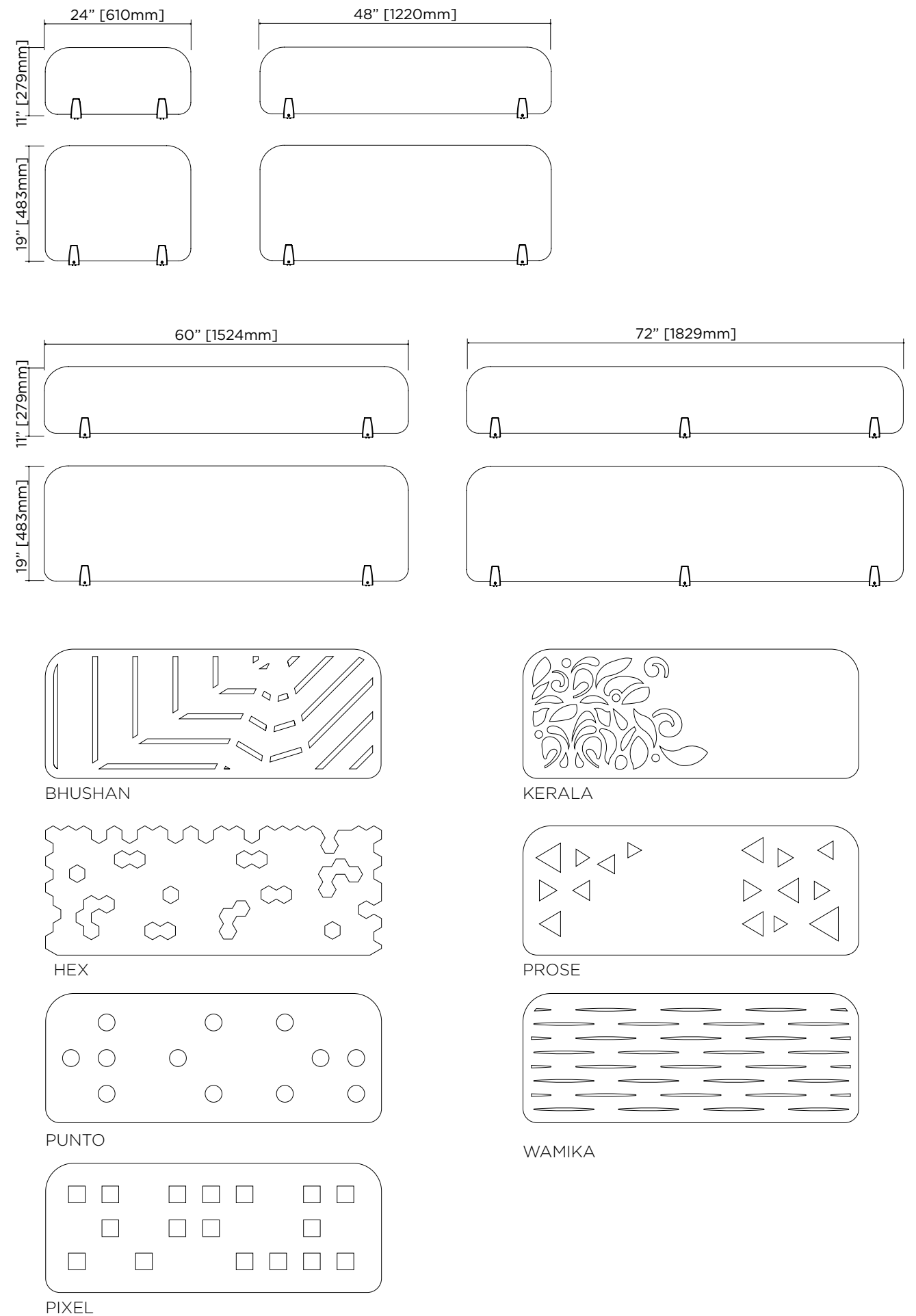
Sintra Desk Screens Prose in Smoke and Cobalt, shown with Clamshell Clamp Large



Sintra Desk Screen Punto in Slate on Lime, shown with Clamshell Clamp Large

DESK SCREEN SPECIFICATIONS


DIMENSIONS	24" x 11" [610mm x 279mm]	48" x 11" [1220mm x 279mm]
	24" x 19" [610mm x 483mm]	48" x 19" [1220mm x 483mm]
	60" x 11" [1524mm x 279mm]	72" x 11" [1829mm x 279mm]
	60" x 19" [1524mm x 483mm]	72" x 19" [1829mm x 483mm]
THICKNESS	0.5" [12mm] Single Layer or 1" [24mm] - two layers of 1/2" (12mm) material	
COLORS	Available in all twenty Sintra 1/2" Sheet colors. See page 11.	
FINISHES	White	
NRC RATING	0.95. See pages 8-9.	
NOTES	Only available in Sintra 1/2" Sheets. Pattern may be specified on one side or both. Hardware included.	





Sintra Desk Modesty Punto in Pebble on Cream, shown with I- Bracket

SINTRA DESK MODESTY



Sintra Desk Modesty Prose in Lime and Pewter

PROVIDE PRIVACY ABOVE AND BELOW THE DESK WITH THESE EDGE MOUNTED SCREENS. AVAILABLE IN A VARIETY OF STANDARD PATTERNS AND SIZES, THE DESK MODESTY IS ALSO COMPLETELY CUSTOMIZABLE.



Sintra Desk Modesty Bhusham in Smoke on Slate

DESK MODESTY SPECIFICATIONS

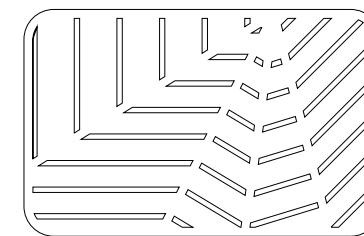
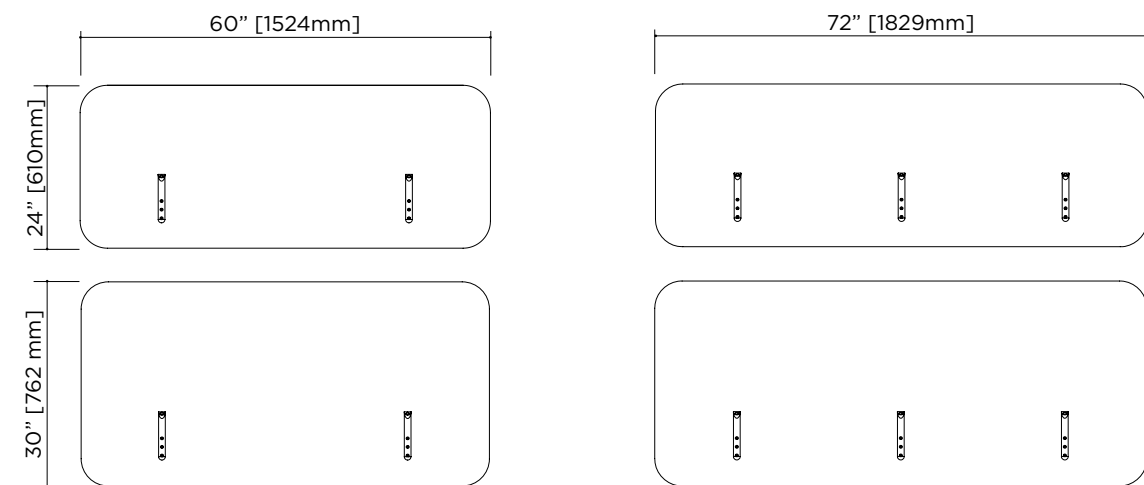
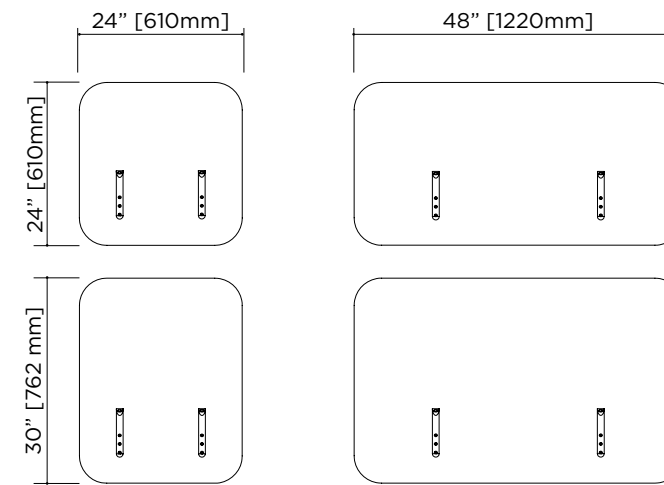
DIMENSIONS	24" x 24" x 1" [610mm x 610mm x 24mm]	48" x 24" x 1" [1220mm x 610mm x 24mm]
	24" x 30" x 1" [610mm x 458mm x 24mm]	48" x 30" x 1" [1220mm x 458mm x 24mm]
	60" x 24" x 1" [1524mm x 610mm x 24mm]	72" x 24" x 1" [1829mm x 610mm x 24mm]
	60" x 30" x 1" [1524mm x 762mm x 24mm]	72" x 30" x 1" [1829mm x 762mm x 24mm]

COLORS Available in all twenty Sintra 1/2" Sheet colors. See page 11.


FINISHES White

NRC RATING 0.95. See pages 8-9.

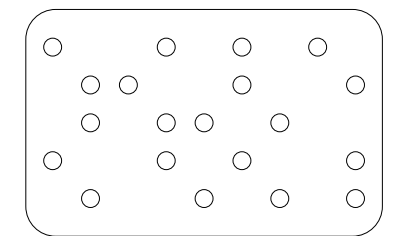
NOTES Only available in Sintra 1/2" (two 1/2" Sheets laminated together).
Pattern may be specified on one side or both.
Hardware included.



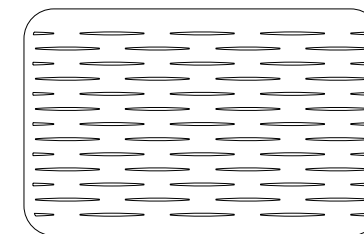
BHUSHAN



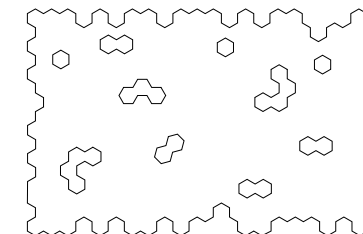
KERALA



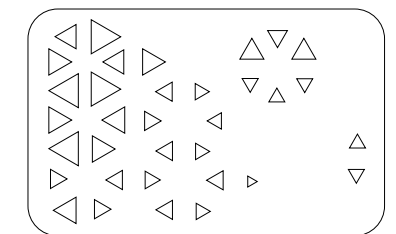
PUNTO



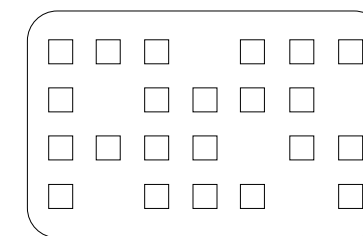
WAMIKA



HEX





PROSE



PIXEL

HARDWARE





ADJUSTABLE CABLE KIT

DIMENSIONS 5' [127mm], 10' [254mm] or 15' [381mm]
FINISH Silver
NOTES Kit includes: 5' Steel cable, barrel fixing, anchor bolt and adjustable toggle.



CABLE SIDE GRIPPER DOUDLE

FINISH Satin Brushed
NOTES Requires Floor to Ceiling Cable (sold separately)
Compatible with Sintra 1/2" Sheets only.



CABLE SIDE GRIPPER SINGLE

FINISH Satin Aluminum
NOTES Requires Floor to Ceiling Cable (sold separately)
Compatible with Sintra 1/2" Sheets only.



CABLE STANDOFF

FINISH Satin Aluminum
NOTES Requires Floor to Ceiling Cable (sold separately)
Use with Standoff Extended Head to hold Sintra 1/2" Sheets.



CLAMSHELL CLAMP LARGE

COLOR White
NOTES Compatible with Sintra 1" thick acoustic solutions.



CLAMSHELL CLAMP SMALL

COLOR White
NOTES Compatible with Sintra 1/2" thick acoustic solutions.



CUP HOOK

DIMENTIONS 3/4" [19mm]
COLOR Black or White vinyl coated
NOTES Compatible with Sintra 1/2" Sheets.
Requires U-Channel (sold separately)



DOUBLE SLIDING TRACK

DIMENSIONS 1.4" x 2.2" x 8' [35.6mm x 55.8mm x 2997mm]
FINISH Satin Aluminium
NOTES Custom finishes available for an additional fee.



FLOOR TO CEILING CABLE KIT

DIMENSIONS 13'1" [3988mm] Cables
FINISH Silver
NOTES Requires Side Gripper Single, Side Gripper Double or Cable Standoff.



GROMMET

FINISH Silver or Brass
NOTES Compatible with Sintra 1/2" Sheets.



L-ANGLE 1" X 1"

DIMENSIONS 1" x 1" x 9'2" [24mm x 24mm x 2794mm]
FINISH Satin Aluminum or Black
NOTES Custom finishes available for an additional fee.



L-ANGLE 1/2" X 1"

DIMENSIONS 1" x 0.5" x 9'2" [24mm x 12mm x 2794mm]
FINISH Satin Aluminum or Black
NOTES Custom finishes available for an additional fee.



L - BRACKET

FINISH White
NOTES Compatible with 1" thick Sintra acoustic solutions.



TWIST CLIP - LOOP

FINISH White
NOTES Compatible with 15"/16" ceiling grid.
Requires S-Hook (sold separately)



J-TRIM

DIMENSIONS 0.5" x 1" x 9'2" [12mm x 24mm x 2794mm]
FINISH Satin Aluminum
NOTES Compatible with Sintra 1/2" Sheets only.
Custom colors available for an additional fee.



RADIUS -TRIM

DIMENSIONS 1" x 1" x 9'2" [24mm x 24mm x 2794mm]
FINISH Satin Aluminum
NOTES Compatible with Sintra 1/2" Sheets only.
Custom finishes available for an additional fee.



ROLLERS

FINISH Stainless Silver
NOTES Minimum of (2) roller kit required for panels 48" wide or less,
(3) roller kit required for panles wider than 48".
Requires Double Sliding Track (sold separately).
Kit includes Rollers and Fixing Plates.



S-HOOK

FINISH Silver
NOTES Requires Twist Clip - Loop or Twist Clip - Swivel,
and Grommet (sold separately).



STANDOFF - 1"

FINISH Satin Aluminum
NOTES Compatible with Sintra 1/2" Sheets



STANDOFF - 1.75"

FINISH Satin Aluminum
NOTES Compatible with Sintra 1/2" Sheets



STANDOFF - 2"

FINISH Satin Aluminum
NOTES Compatible with Sintra 1/2" Sheets



STANDOFF EXTENDED HEAD

FINISH Stainless Steel
NOTES Compatible with Cable standoff.
Used for material thicker than 1/2", up to 1"



SQUARE TUBE 1" X 1"

DIMENSIONS 1" x 1" x 9'2" [24mm x 24mm x 2794mm]
FINISH Satin Aluminum or Black
NOTES Custom finishes available for an additional fee.



TWIST CLIP - SWIVEL

COLORS Clear
NOTES Compatible with 15"/16" ceiling grids.
Requires S-Hook (sold separately)



TWIST CLIP - THREADED

FINISH Silver
NOTES Compatible with 15"/16" ceiling grids.
Requires Adjustable Cable Kit with barrel fixing (sold separately)



U-CHANNEL

DIMENSIONS 0.5" x 0.5" x 9' [12mm x 12mm x 2745mm]
FINISH Black or White
NOTES Compatible with Sintra 1/2" Sheets only.



Z-CLIPS

DIMENSIONS 1.5" [35mm] or 6' [1828.8mm] lengths
FINISH Aluminum
NOTES Sold as pairs