



# DOOR ENTRY FOR THE MODERN AGE

[GDENTRY.COM](http://GDENTRY.COM)

# NEXT-GEN ENTRY SYSTEMS



Grand Dunes Entry Systems specializes in next-generation apartment and condominium telephone and app-based entry systems. A guest visiting their friends and family should have a pleasant and rewarding experience when they first arrive at a building. A high-performing entry system is critical in contacting residents, administrating access, security, and package delivery.

GD Entry has developed and engineered this system to provide a cost-effective and top-notch solution. Gone are the days of punching a lettered button to find a resident on a small LCD screen. Gone are the days of having to print a new residents name on a strip of paper and programming one number in an archaic system. With simple use, simple administration, carrier class uptime, and support for Android and iPhone video calling apps, GD Entry caters to everyone and provides a solution for the future while serving legacy residents.

Grand Dunes Entry Systems is dedicated to providing your community with the level of service and quality that you have come to expect.



## FEATURES

Telephone/APP/VOiP based entry system

Kiosk systems

Integration with many key card systems

Support for third-party concierge services

24/7 monitoring

Android video calling app

iPhone video calling app

Shipped, programmed, and ready to use with install times under two hours

Multiple models to choose from

Intuitive to use

Custom design available

Changes take less than two minutes



# SYSTEM HIGHLIGHTS



Simple use and operation

Support for third-party concierge service

Android and iPhone applications

Supports POTS, VOiP, and APP calling

Video calling

No subscription fees required

## Sample User Interface

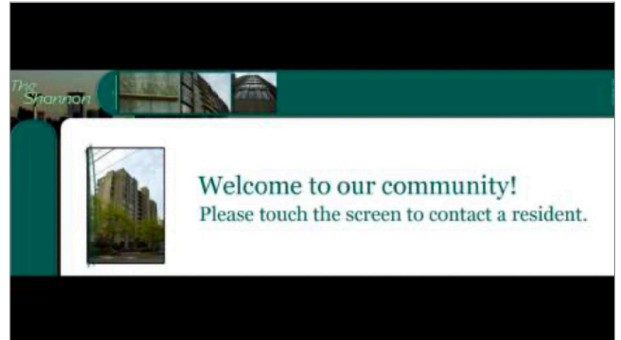
A sample user interface for a directory system. It features a grid of 72 name cards arranged in 8 rows and 9 columns. Each card contains a name with a small blue arrow pointing to the first letter, indicating a search function. The names are: Row 1: Allison Langolf, Ally Dubois, Alyssa Moran, Anthony OConner, Ashley Witherspoon, Barbara Timms, Bart Malagon R..., Beth Iwamoto, Bill Newell. Row 2: Bill Desai, Billy Sims, Blake Chow, Brad Smith, Bradly Sundar, Brook Trinh, Cathy Kutsunai, Cindy Lin, Courtney Hawkins. Row 3: Cynthia Romano, Daryl Schlick, David Fugelso, Dawn Zietz, Dominique Linton, Don Kunze, Edward Hillman, Eric Jensen. Row 4: Ethan Trudeau, Frank Wilson, Gail Gilliland, Grant Doak, Harry Wigg, Ian Henderson, Jake Campion, James Lammert. Row 5: Jason Furrow, Jill Bachman, Joe Thompson, Joesph Fradkin, Justin Johansson, Kat Dowd, Keith Bieber, Kelly Fleming. Row 6: Larry Van Doren, Larry Strecker, Leasing Office, Les Louia, Lilly Furrow, Lonoy Cimler, Lucinda Bryan, Martha Doker. To the right of the grid are three large blue arrows pointing right, labeled 'UNIT', 'NUMBERS', and 'MORE NAMES'. At the bottom left is a magnifying glass icon with the text 'SEARCH TOOLS'. At the bottom center are two buttons: 'Leasing Office' and 'I have a code'. At the bottom right is the GD Entry Systems logo and the text 'GD ENTRY'.

# FRONT DISPLAY



Display custom messages and images welcoming guest to your community and instruct them on how to use the entry system.

Apartments can display rotating images of units for rent and community amenities for additional sales options.



<a href="#">Allison Langolf</a>	<a href="#">Ally Dubois</a>	<a href="#">Alyssa Moran</a>	<a href="#">Anthony OConner</a>	<a href="#">Ashley Witherspoon</a>	<a href="#">Barbara Timms</a>	<a href="#">Bart Malagon R...</a>	<a href="#">Beth Iwamoto</a>	<a href="#">Bill Newell</a>
<a href="#">Bill Desai</a>	<a href="#">Billy Sims</a>	<a href="#">Blake Chow</a>	<a href="#">Brad Smith</a>	<a href="#">Bradly Sundar</a>	<a href="#">Brook Trinh</a>	<a href="#">Cathy Kutsunai</a>	<a href="#">Cindy Lin</a>	<a href="#">Courtney Hawkins</a>
<a href="#">Cynthia Romano</a>	<a href="#">Daryl Schlick</a>	<a href="#">David Fugelso</a>	<a href="#">Dawn Zietz</a>	<a href="#">Dominique Linton</a>	<a href="#">Don Kunze</a>	<a href="#">Edward Hillman</a>	<a href="#">Eric Jensen</a>	UNIT ➔
<a href="#">Ethan Trudeau</a>	<a href="#">Frank Wilson</a>	<a href="#">Gail Gilliland</a>	<a href="#">Grant Doak</a>	<a href="#">Harry Wigg</a>	<a href="#">Ian Henderson</a>	<a href="#">Jake Campion</a>	<a href="#">James Lammert</a>	NUMBERS
<a href="#">Jason Furrow</a>	<a href="#">Jill Bachman</a>	<a href="#">Joe Thompson</a>	<a href="#">Joeph Fradkin</a>	<a href="#">Justin Johansson</a>	<a href="#">Kat Dowd</a>	<a href="#">Keith Bieber</a>	<a href="#">Kelly Fleming</a>	MORE NAMES ➔
<a href="#">Larry Van Doren</a>	<a href="#">Larry Strecker</a>	<a href="#">Leasing Office</a>	<a href="#">Les Louia</a>	<a href="#">Lilly Furrow</a>	<a href="#">Lonoy Cimler</a>	<a href="#">Lucinda Bryan</a>	<a href="#">Martha Doker</a>	

SEARCH TOOLS

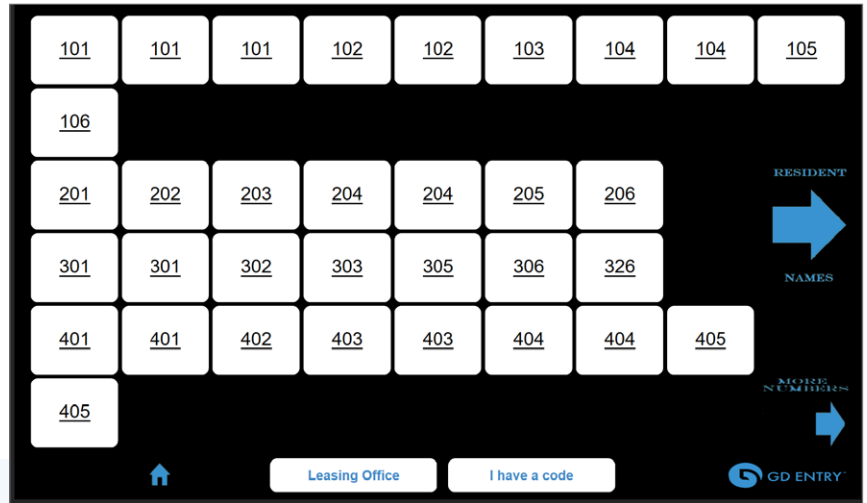
Leasing Office I have a code

GD ENTRY

# FRONT DISPLAY

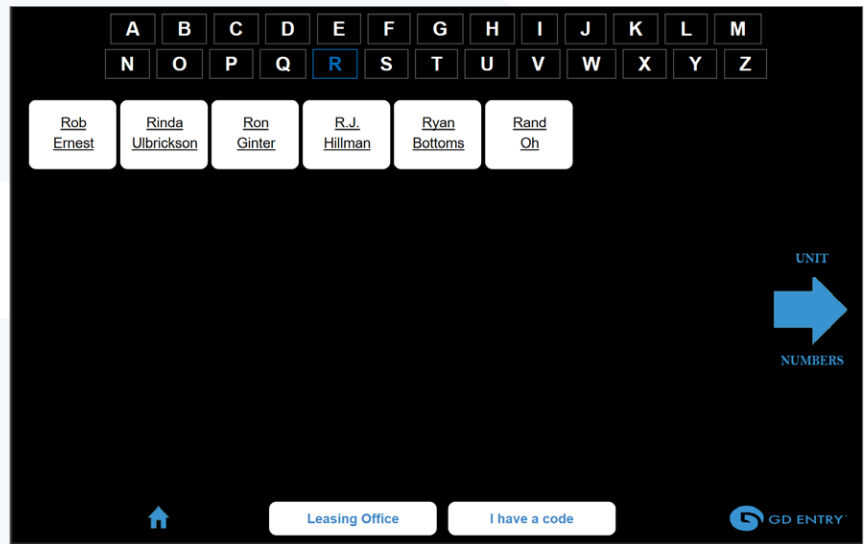


Searching by unit number is easy and provides security for the residents by not forcing them to attach their name to a unit number.



Have a large building? Want to list multiple residents of a unit? No problem - searching for them became much easier!

Users simply click the search option on the home screen and select a letter, then are presented with a list of every resident with that name.



# SYSTEM ADMIN



Creating and changing residents is as simple as connecting securely to the system from anywhere with internet access, entering a few fields, and saving.

A simple list of every resident is provided upon logging into the secure administration portal.

The screenshot shows the 'Edit Details' form for a resident named Allison Langolf. The form includes fields for First Name, Last Name, Unit Number, Floor, Extension, and six Follow Me numbers. It also has checkboxes for 'Confirm Calls' and 'Camera Only', and fields for 'Email', 'SIP Extension', 'SIP Download Code', and 'Locked to device'. A 'Register Code' button is visible at the bottom right.

The screenshot shows the 'List Of Names' page in the Grand Dunes system. It features a table with columns for S.NO, First Name, Last Name, Unit Number, Floor, Phone Number, Action, and Blind Users. The table contains 10 entries, each with edit, delete, and deactivate options. There are also buttons for 'Add New', 'View Plan', 'Add PD', and 'Export'.

S.NO	First Name	Last Name	Unit Number	Floor	Phone Number	Action	Blind Users
1	Allison	Langolf	804	8	156	Edit Delete Deactivate	View + Add
2	Aly	Dubois	503	5	133	Edit Delete Deactivate	View + Add
3	Alyssa	Moran	505	5	135	Edit Delete Deactivate	View + Add
4	Anthony	O'Connor	326	3	103	Edit Delete Deactivate	View + Add
5	Ashley	Witherspoon	1101	11	181	Edit Delete Deactivate	View + Add
6	Barbara	Timms	403	4	127	Edit Delete Deactivate	View + Add
7	Bart	Malagon Ramirez	902	9	158	Edit Delete Deactivate	View + Add
8	Beth	Iwamoto	1101	11	180	Edit Delete Deactivate	View + Add
9	Bill	Newell	305	3	122	Edit Delete Deactivate	View + Add
10	Bill	Desai	501	5	131	Edit Delete Deactivate	View + Add

Simple, easy to understand data fields mean you can edit and create a resident and have them into the system in minutes.

Administrators can easily pull the last 1,000 call records to see who is receiving calls and troubleshoot any tenant/resident issues.

# ANDROID & IPHONE VIDEO APPS



Residents and owners have the option of using a video application on their smart phone or tablet.

This allows them to see who is at the front door prior to answering the call and if they want to speak to them, simply answer and either let them in or deny them access.

