



COMMANDER


APU POWER


ON 



OFF


FLT CNTRL PWR


ENABLE 



INHIBIT


APU SHUTDWN


ENABLE 



INHIBIT


ENGINE DAP


AUTO 



MANUAL


APU TK VLV


OPEN 



CLOSE


AC BUS SENSOR


AUTO 



MONITOR


DUMP ISOL VLV


OPEN 



CLOSE










STAR TRACKER

ON 












OFF

RATE GYRO ASSEMBLY










RG 1	RG 2-3	RG 4
ON 	ON 	ON 
		
OFF 	OFF 	OFF 

He SYSTEM










He ISOLATION A

LEFT	CENTER	RIGHT
OPEN 	OPEN 	OPEN 
		
CLOSE 	CLOSE 	CLOSE 










He ISOLATION B

LEFT	CENTER	RIGHT
OPEN 	OPEN 	OPEN 
		
CLOSE 	CLOSE 	CLOSE 










PNEUMATIC He ISOL

LEFT	CENTER	RIGHT
OPEN 	OPEN 	OPEN 
		
CLOSE 	CLOSE 	CLOSE 










APU / HYDRAULICS

1	2	3
START/RUN 	START/RUN 	START/RUN 
		
OFF 	OFF 	OFF 










APU SPEED SELECT

1	2	3
HIGH 	HIGH 	HIGH 
		
NORMAL 	NORMAL 	NORMAL 

HYD MAIN PUMP PRESSURE

1	2	3
NORMAL 	NORMAL 	NORMAL 
		
LOW 	LOW 	LOW 

HYD CIRC PUMP

1	2	3
ON 	ON 	ON 
		
OFF 	OFF 	OFF 

INTERNAL SHUTTLE SYSTEM POWER

BAT A	BAT B
INT PWR TRANSFER	EXT PWR DISCONNECT

OMS ENGINE

LEFT	RIGHT

OMS ENGINE VLV

LEFT	RIGHT

SRB JETTISON	EXT TANK JETTISON
ENABLE	ENABLE
GPC	GPC

MAIN ENGINE POWER

LEFT	CENTER	RIGHT

FWD RCS He

TANK ISOL A	TANK ISOL B
OPEN	OPEN
CLOSE	CLOSE
PRIMARY REGULATOR	
A	B
OPEN	OPEN
CLOSE	CLOSE


AFT RCS He


TANK ISOL A	TANK ISOL B
OPEN	OPEN
CLOSE	CLOSE
PRIMARY REGULATOR	
A	B
OPEN	OPEN
CLOSE	CLOSE

**CABIN
FIRE
SUPPRESSION**

**CARGO BAY
FIRE
SUPPRESSION**


FLIGHT DECK


ACTIVATE 



SAFE


BAY 1


ACTIVATE 



SAFE


MID DECK


ACTIVATE 



SAFE


BAY 2


ACTIVATE 



SAFE


LOWER DECK


ACTIVATE 




SAFE

BAY 3

ACTIVATE 



SAFE

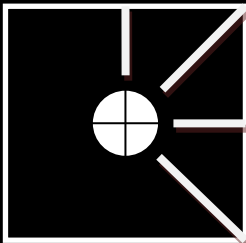


ABORT MODE

OFF

RTL

ABORT



ATO

TAL/AOA

CABIN ALARM

BAY ALARM

FLIGHT DECK

BAY 1













MID DECK

BAY 2













LOWER DECK

BAY 3













H₂ SYSTEM

LINE VENT	OUTBRD VLV	INBRD VLV
<input type="button" value="OPEN"/>  	<input type="button" value="OPEN"/>  	<input type="button" value="OPEN"/>  
<input type="button" value="CLOSE"/>  	<input type="button" value="CLOSE"/>  	<input type="button" value="CLOSE"/>  













ENVIRONMENTAL SYSTEM

O ₂ SYS2	N ₂ SYS2	H ₂ O LOOP
<input type="button" value="OPEN"/>  	<input type="button" value="OPEN"/>  	<input type="button" value="ON"/>  
<input type="button" value="CLOSE"/>  	<input type="button" value="CLOSE"/>  	<input type="button" value="OFF"/>  













THERMAL CONDITIONING SYSTEM

HYD/FUEL	ENV	POD/JET
<input type="button" value="AUTO"/>  	<input type="button" value="AUTO"/>  	<input type="button" value="AUTO"/>  
<input type="button" value="OFF"/>  	<input type="button" value="OFF"/>  	<input type="button" value="OFF"/>  













GLOBAL POSITIONING SYSTEM

GPS-1	GPS-2	GPS-3
<input type="button" value="ON"/>  	<input type="button" value="ON"/>  	<input type="button" value="ON"/>  
<input type="button" value="OFF"/>  	<input type="button" value="OFF"/>  	<input type="button" value="OFF"/>  













APU CNTRL POWER

1	2	3
<input type="button" value="ON"/>  	<input type="button" value="ON"/>  	<input type="button" value="ON"/>  
<input type="button" value="OFF"/>  	<input type="button" value="OFF"/>  	<input type="button" value="OFF"/>  













APU FUEL TNK VLV

1	2	3
<input type="button" value="OPEN"/>  	<input type="button" value="OPEN"/>  	<input type="button" value="OPEN"/>  
<input type="button" value="CLOSE"/>  	<input type="button" value="CLOSE"/>  	<input type="button" value="CLOSE"/>  













BOILER CNTRL POWER

1	2	3
<input type="button" value="ON"/>  	<input type="button" value="ON"/>  	<input type="button" value="ON"/>  
<input type="button" value="OFF"/>  	<input type="button" value="OFF"/>  	<input type="button" value="OFF"/>  

BOILER N₂ SUPPLY


1	2	3
<input type="button" value="ON"/>  	<input type="button" value="ON"/>  	<input type="button" value="ON"/>  
<input type="button" value="OFF"/>  	<input type="button" value="OFF"/>  	<input type="button" value="OFF"/>  


BOILER CNTRL HTR

1	2	3
<input type="button" value="ON"/>  	<input type="button" value="ON"/>  	<input type="button" value="ON"/>  
<input type="button" value="OFF"/>  	<input type="button" value="OFF"/>  	<input type="button" value="OFF"/>  

PILOT

LANDING GEAR

ARM 



DISABLE


CABIN DOOR


RELEASE 



LATCH


GEAR

DEPLOY 





STOW

LAUNCH CLOCK




DROGUE CHUTE

DEPLOY 





DISARM

RE-ENTRY SYS CHECK




SPEED BRAKE

DEPLOY 




STOW


LANDNG SYS CHECK



COMMANDER


APU POWER


ON 



OFF


FLT CNTRL PWR


ENABLE 



INHIBIT


APU SHUTDWN


ENABLE 



INHIBIT


ENGINE DAP


AUTO 



MANUAL


APU TK VLV


OPEN 



CLOSE


AC BUS SENSOR


AUTO 



MONITOR


DUMP ISOL VLV


OPEN 



CLOSE

STAR TRACKER










ON 



OFF












RATE GYRO ASSEMBLY










RG 1	RG 2-3	RG 4
ON 	ON 	ON 
		
OFF 	OFF 	OFF 

He SYSTEM










He ISOLATION A

LEFT	CENTER	RIGHT
OPEN 	OPEN 	OPEN 
		
CLOSE 	CLOSE 	CLOSE 










He ISOLATION B

LEFT	CENTER	RIGHT
OPEN 	OPEN 	OPEN 
		
CLOSE 	CLOSE 	CLOSE 










PNEUMATIC He ISOL

LEFT	CENTER	RIGHT
OPEN 	OPEN 	OPEN 
		
CLOSE 	CLOSE 	CLOSE 










APU / HYDRAULICS

1	2	3
START/RUN 	START/RUN 	START/RUN 
		
OFF 	OFF 	OFF 










APU SPEED SELECT

1	2	3
HIGH 	HIGH 	HIGH 
		
NORMAL 	NORMAL 	NORMAL 

HYD MAIN PUMP PRESSURE

1	2	3
NORMAL 	NORMAL 	NORMAL 
		
LOW 	LOW 	LOW 

HYD CIRC PUMP

1	2	3
ON 	ON 	ON 
		
OFF 	OFF 	OFF 

INTERNAL SHUTTLE SYSTEM POWER

BAT A	BAT B
INT PWR TRANSFER	EXT PWR DISCONNECT

OMS ENGINE

LEFT	RIGHT

OMS ENGINE VLV

LEFT	RIGHT

<h4>SRB JETTISON</h4> <p>ENABLE </p> <p></p> <p>GPC</p>	<h4>EXT TANK JETTISON</h4> <p>ENABLE </p> <p></p> <p>GPC</p>
---	--

MAIN ENGINE POWER

LEFT	CENTER	RIGHT

FWD RCS He


TANK ISOL A	TANK ISOL B
OPEN	OPEN
CLOSE	CLOSE
PRIMARY REGULATOR	
A	B
OPEN	OPEN
CLOSE	CLOSE


AFT RCS He

TANK ISOL A	TANK ISOL B
OPEN	OPEN
CLOSE	CLOSE
PRIMARY REGULATOR	
A	B
OPEN	OPEN
CLOSE	CLOSE

KEY PAD


FLIGHT DECK


ACTIVATE 



SAFE


BAY 1


ACTIVATE 



SAFE


MID DECK


ACTIVATE 



SAFE


BAY 2


ACTIVATE 



SAFE


LOWER DECK


ACTIVATE 



SAFE

BAY 3

ACTIVATE 



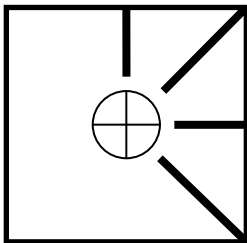
SAFE

ABORT MODE

OFF

RTLS

ABORT



ATO

TAL/AOA

CABIN ALARM

BAY ALARM

FLIGHT DECK

BAY 1













MID DECK

BAY 2












LOWER DECK

BAY 3













H₂ SYSTEM

LINE VENT	OUTBRD VLV	INBRD VLV
<input type="button" value="OPEN"/>  	<input type="button" value="OPEN"/>  	<input type="button" value="OPEN"/>  
<input type="button" value="CLOSE"/>  <input type="button" value="CLOSE"/> 	<input type="button" value="CLOSE"/>  <input type="button" value="CLOSE"/> 	<input type="button" value="CLOSE"/>  <input type="button" value="CLOSE"/> 












APU CNTRL POWER

1	2	3
<input type="button" value="ON"/>  	<input type="button" value="ON"/>  	<input type="button" value="ON"/>  
<input type="button" value="OFF"/>  <input type="button" value="OFF"/> 	<input type="button" value="OFF"/>  <input type="button" value="OFF"/> 	<input type="button" value="OFF"/>  <input type="button" value="OFF"/>













ENVIRONMENTAL SYSTEM

O ₂ SYS2	N ₂ SYS2	H ₂ O LOOP
<input type="button" value="OPEN"/>  	<input type="button" value="OPEN"/>  	<input type="button" value="ON"/>  
<input type="button" value="CLOSE"/>  <input type="button" value="CLOSE"/> 	<input type="button" value="CLOSE"/>  <input type="button" value="CLOSE"/> 	<input type="button" value="OFF"/>  <input type="button" value="OFF"/> 












APU FUEL TNK VLV

1	2	3
<input type="button" value="OPEN"/>  	<input type="button" value="OPEN"/>  	<input type="button" value="OPEN"/>  
<input type="button" value="CLOSE"/>  <input type="button" value="CLOSE"/> 	<input type="button" value="CLOSE"/>  <input type="button" value="CLOSE"/> 	<input type="button" value="CLOSE"/>  <input type="button" value="CLOSE"/>












THERMAL CONDITIONING SYSTEM

HYD/FUEL	ENV	POD/JET
<input type="button" value="AUTO"/>  	<input type="button" value="AUTO"/>  	<input type="button" value="AUTO"/>  
<input type="button" value="OFF"/>  <input type="button" value="OFF"/> 	<input type="button" value="OFF"/>  <input type="button" value="OFF"/> 	<input type="button" value="OFF"/>  <input type="button" value="OFF"/> 













BOILER CNTRL POWER

1	2	3
<input type="button" value="ON"/>  	<input type="button" value="ON"/>  	<input type="button" value="ON"/>  
<input type="button" value="OFF"/>  <input type="button" value="OFF"/> 	<input type="button" value="OFF"/>  <input type="button" value="OFF"/> 	<input type="button" value="OFF"/>  <input type="button" value="OFF"/>












BOILER N₂ SUPPLY

1	2	3
<input type="button" value="ON"/>  	<input type="button" value="ON"/>  	<input type="button" value="ON"/>  
<input type="button" value="OFF"/>  <input type="button" value="OFF"/> 	<input type="button" value="OFF"/>  <input type="button" value="OFF"/> 	<input type="button" value="OFF"/>  <input type="button" value="OFF"/>

GLOBAL POSITIONING SYSTEM

GPS-1	GPS-2	GPS-3
<input type="button" value="ON"/>  	<input type="button" value="ON"/>  	<input type="button" value="ON"/>  
<input type="button" value="OFF"/>  <input type="button" value="OFF"/> 	<input type="button" value="OFF"/>  <input type="button" value="OFF"/> 	<input type="button" value="OFF"/>  <input type="button" value="OFF"/> 

BOILER CNTRL HTR

1	2	3
<input type="button" value="ON"/>  	<input type="button" value="ON"/>  	<input type="button" value="ON"/>  
<input type="button" value="OFF"/>  <input type="button" value="OFF"/> 	<input type="button" value="OFF"/>  <input type="button" value="OFF"/> 	<input type="button" value="OFF"/>  <input type="button" value="OFF"/>

PILOT

LANDING GEAR

ARM



DISABLE

CABIN DOOR

RELEASE



LATCH


GEAR

DEPLOY



STOW

LAUNCH CLOCK




DROGUE CHUTE

DEPLOY



DISARM

RE-ENTRY SYS
CHECK



SPEED BRAKE

DEPLOY



STOW

LANDNG SYS
CHECK

