



















RATE GYRO ASSEMBLY

RG 1	RG 2-3	RG 4
ON 	ON 	ON 
⊕	⊕	⊕
OFF 	OFF 	OFF 







H₂ SYSTEM

H ₂ RECIRC	INBOARD	OUTBOARD
OPEN 	OPEN 	OPEN 
⊕	⊕	⊕
CLOSE 	CLOSE 	CLOSE 







O₂ SYSTEM

VENT LINE	INBOARD	OUTBOARD
OPEN 	OPEN 	OPEN 
⊕	⊕	⊕
CLOSE 	CLOSE 	CLOSE 







PNEUMATIC He ISOL

LEFT	CENTER	RIGHT
OPEN 	OPEN 	OPEN 
⊕	⊕	⊕
CLOSE 	CLOSE 	CLOSE 







APU / HYDRAULICS

1	2	3
RUN 	RUN 	RUN 
⊕	⊕	⊕
OFF 	OFF 	OFF 






APU SPEED SELECT

1	2	3
HIGH 	HIGH 	HIGH 
⊕	⊕	⊕
NORMAL 	NORMAL 	NORMAL 

HYD MAIN PUMP PRESSURE

1	2	3
NORMAL 	NORMAL 	NORMAL 
⊕	⊕	⊕
LOW 	LOW 	LOW 

HYD CIRC PUMP

1	2	3
ON 	ON 	ON 
⊕	⊕	⊕
OFF 	OFF 	OFF 