

premium plus

PREMIUM PLUS DENTAL SUPPLIES INC

155 Liberty Avenue, Brooklyn NY 11212

ORDER HOT LINE

Toll Free Tel: 1-877-226-2288 Tel: 1-718-366-8686

Fax: 1-718-366-1288

E-mail: sales@premiumplususa.com

Website: www.premiumplususa.com

Equipment 2025



FREE FREIGHT

for orders over \$350.00
excludes marked items

only available for orders prepaid by credit card and within U.S. continental 48 states

OFFERS ARE NOT VALID IN CONJUNCTION WITH ANY OTHER SPECIAL/BONUS OFFERS AND SUBJECT TO STOCK AVAILABILITY

PRICES AND OFFERS SUBJECT TO CHANGE WITHOUT NOTICE

Goods sold are not returnable without prior approval. Returns and claims must be made within 7 days of delivery. Costs incurred by return goods will be at the sender's expense. Goods returned for credit or exchange must be unmarked and in a saleable condition.

All accounts are strictly 14 days from invoice date. We reserve the right to charge 2% interest per month on overdue accounts.

WOODPECKER PIEZO ULTRASONIC SCALERS

DTE D5 SCALER (SATELEC² TYPE)

Size:- W7 1/2" x D6 1/4" x H3 1/8"

DTE-D5 SCALER
HANDPIECE AND TIPS
ARE COMPATIBLE WITH
SATELEC² TYPE SCALERS

DTE-D5 LED Piezo Ultrasonic Scaler complete with 6 Tips
ED1, GD1, GD2, GD4, PD1 and Male Quick Connector .. **\$349.50**



DETACHABLE HANDPIECE

- Digitally controlled, automatic frequency tracking
- Small, light weight and easy operation
- Autoclavable Titanium handpiece with excellent piezo-ceramic vibrations
- Frequency: 28kHz ±3kHz

ONE YEAR WARRANTY (except Scaler Tips)

DTE D7 (SATELEC² TYPE) PORTABLE SCALER

NO FIXED
INSTALLATION

DTE D7 PORTABLE SCALER
HANDPIECE AND TIPS
ARE COMPATIBLE WITH
SATELEC² TYPE SCALERS

Size:- W9 3/8" x D8 1/8" x H3 3/4"

DTE-D7 LED Portable Scaler complete with 6 Tips
GD1, GD2, GD4, PD1 and ED1 **\$649.50**

**Buy 4
get
1 FREE**
(same item)

WOODPECKER SCALER HANDPIECES



HW-3H (Woodpecker, EMS¹ Type) Non-LED Scaler Handpiece .. **\$159.95**



HD-7H (DTE, SATELEC² Type) Non-LED Scaler Handpiece .. **\$169.95**



HW-5L (Woodpecker, EMS¹ Type) LED Scaler Handpiece **\$189.95**



HD-7L (DTE, SATELEC² Type) LED Scaler Handpiece **\$199.95**



WOODPECKER TORQUE WRENCHES

- Autoclavable
- Holds Scaler tip inside
- Color: White

TW-1L Torque Wrench
(WOODPECKER, EMS¹ Type) ... **\$14.95**
TD-1L Torque Wrench
(DTE, SATELEC², NSK³ Type) **\$14.95**



WOODPECKER SCALER HANDPIECE CABLES

Scaler Handpiece Cable
(WOODPECKER, EMS¹ Type) ... **\$49.95**
Scaler Handpiece Cable
(DTE, SATELEC² Type) **\$49.95**

1 EMS is a registered trademark of Electro Medical System S.A. Switzerland
2 SATELEC is a registered trademark of Satelec/Acteon Group France
3 NSK is a registered trademark of Nakanishi Inc. Japan

order hot line - tel: 1-877-226-2288

sales@premiumplususa.com

www.premiumplususa.com

C01 LED CURING LIGHTS with fibre optic light guides

C01 SPECIFICATIONS			
Model	C01-C (classic)	C01-S (super power)	C01-D (dual range)
F.O. LIGHT GUIDE	8 mm (dia.)	11 mm (dia.)	
LIGHT WAVELENGTH	440~480 nm	440~480 nm	390~430 nm 440~480 nm
APPLICATION	General	Ortho / General	General / Ortho
MODE	TACK	N/A	900 mW/cm ² for 1 second±10%
	TURBO	1,500 mW/cm ² for 5 seconds ±10%	2,000 mW/cm ² for 4 seconds±10%
	3' + 3'	N/A	2,000 mW/cm ² for 3 + 3 seconds±10% (with 1 second blink in between)
	6' + 6'	N/A	1,500 mW/cm ² for 6 + 6 seconds±10% (with 1 second blink in between)
	FULL	1,200 mW/cm ² for 5, 10, 15, 20 seconds±10%	
	RAMP	1 st five seconds from 0-1,200 mW/cm ² next 5, 10, 15, 20 seconds 1,200 mW/cm ² ±10%	
	SOFT CURE	1 st five seconds from 0-900 mW/cm ² next 5, 10, 15, 20, 25 seconds 900 mW/cm ² ±10%	
WEIGHT	205 gms	200 gms	200 gms
LENGTH	260 mm	265 mm	265 mm

AUTOCCLAVABLE
FIBRE OPTIC
LIGHT GUIDE
CAN BE
ROTATED 360°

AUTOMATIC
COMPENSATION
CIRCUIT FOR
CONSTANT
POWER OUTPUT

FULLY COVERED
MEMBRANE PANEL
FOR EASY CLEANING
AND INFECTION
CONTROL

SIZE:
L265 x Dia.27 (mm)

REPLACEABLE
BATTERY
OPENING

ON/OFF
SWITCH

DISPLAY
SCREEN

TIME
SWITCH

MODE
INDICATORS

MODE
SWITCH

A FULL CHARGE
OF BATTERY
CAN BE USED
MORE THAN
100 TIMES WHEN
SET AT 10 SECOND
TIME MODE

C01 Complete Set
with Built-In
Light Intensity
Indicator

CHARGING
STATION

LIGHT INTENSITY
INDICATOR

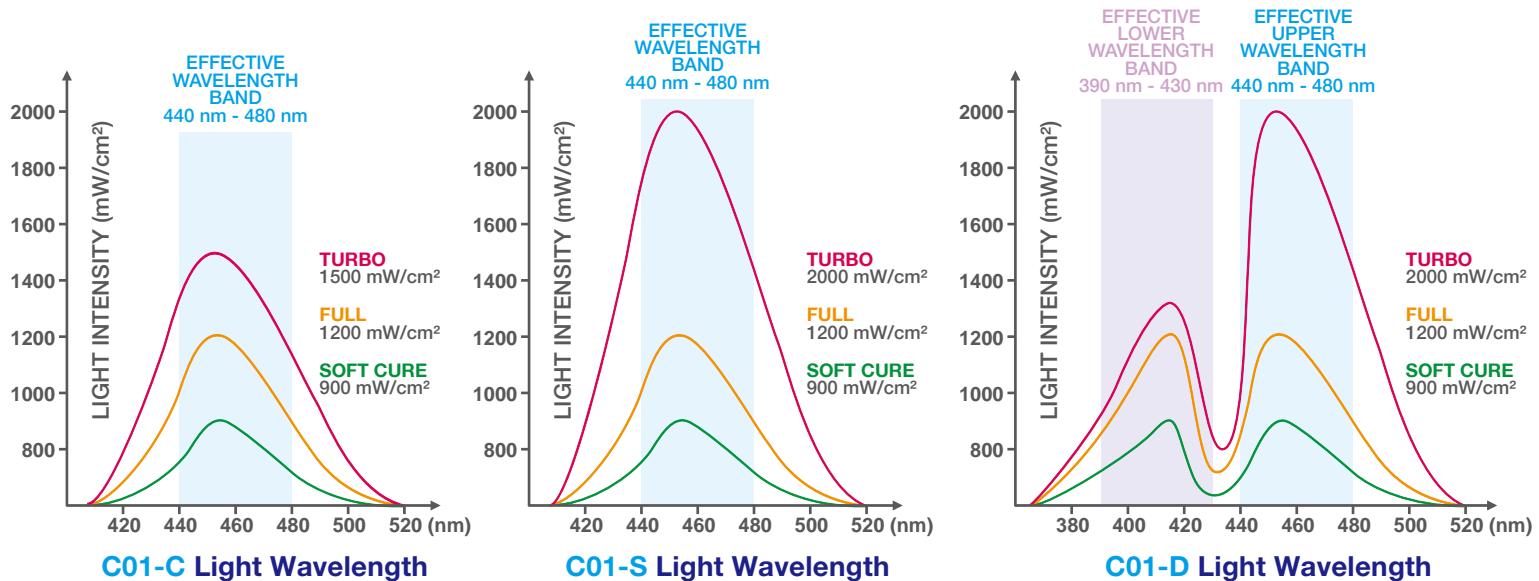


063
Protective Hand
Light Shield
\$19.95

C01-C Curing Light (Classic) with 8 mm Light Guide \$249.95
C01-S Curing Light (Super Power) with 11 mm Light Guide ... \$399.95
C01-D Curing Light (Dual Range) with 11 mm Light Guide \$399.95
C01-C-1 8 mm Fibre Optic Light Guide \$39.95
C01-S/D-1 11 mm Fibre Optic Light Guide \$99.95
C01/2-1 Replacement Battery \$49.95
123S Light Sleeves Small (for C01-C) 500 pcs/box \$22.95
123L Light Sleeves Large (for C01-S/C01-D) 500 pcs/box \$25.95

24 MONTH WARRANTY

For every
C01 Curing Light
purchased (any model)
get
one 063 Hand Shield
FREE



CURING LIGHT MODE APPLICATIONS	
TACK	A very short initial cure for temporary processing before the final cure. For example when removing excess materials whilst bonding veneers or using temporary cement. Tack rings are included inside the box.
TURBO	Super fast curing for resin and composite that is no more than 2 mm thick. Also recommended for ceramic brackets, bonding veneers etc.
3' + 3'	3 Second Mesial + 3 Second Distal for metal brackets resin bonding. (with 1 second blink in-between)
6' + 6'	6 Second Mesial + 6 Second Distal for metal brackets with bonding resin requiring more curing time and for buccal tube bonding. (with 1 second blink in-between)
FULL	For general applications.
RAMP	First 0-5 seconds are ramped for general application.
SOFT CURE	First 0-5 seconds are ramped for more gentle processing, designed for patients sensitive to heat.


C01-C / C01-S / C01-D CURING LIGHT DEPTH OF CURE									
MODEL	C01-C (classic) Curing Time	Depth Measurements	ISO 4049 Depth Measurements (~50%)	C01-S (super power) Curing Time	Depth Measurements	ISO 4049 Depth Measurements (~50%)	C01-D (dual range) Curing Time	Depth Measurements	ISO 4049 Depth Measurements (~50%)
TURBO	5 seconds	4.2 mm	2.10 mm	4 seconds	4.6 mm	2.30 mm	4 seconds	4.3 mm	2.15 mm
FULL	10 seconds	4.3 mm	2.15 mm	10 seconds	5.1 mm	2.55 mm	10 seconds	4.4 mm	2.20 mm
RAMP	10 seconds	4.1 mm	2.05 mm	10 seconds	5.0 mm	2.50 mm	10 seconds	4.2 mm	2.10 mm
SOFT CURE	15 seconds	4.6 mm	2.30 mm	15 seconds	4.8 mm	2.40 mm	15 seconds	4.6 mm	2.30 mm

REMARKS: Above data is based on test results using an A2 shade composite. The light guide tip was placed above and pointed perpendicular to the composite. Tests were done as per ISO 4049 Standard. The samples were measured and the data was divided by two (50% of the total composite depth cured). ISO 4049 Standard requires that the results for class II restorative materials should be at least 1.5 mm for non-opaque shades and 1.0 mm for opaque shades. All resins and composites have different curing times. It is strongly recommended that you should test your composite and resin performance to determine the curing times required.

Data is only for reference, always follow the instructions from your resin and composite manufacturers.

- There are many variables (distance and angle between the light tip and composite, area, shade, thickness and type etc.) affecting composite curing times. It is recommended to place and cure a maximum of 2 mm for each composite placement.
- Using a barrier sleeve on the curing light will reduce 5-10% of light intensity.
- The light guide tip should be placed approximately 1-2 mm above the composite or resin and pointed perpendicular to the tooth surface.
- High intensity curing lights produce more heat. This is a direct indication of the power of the light being emitted. When using the device for more than 10 seconds, do not keep the light tip in one position. It is always recommended to use a dental syringe to blow a cold air flow on the area during long periods of curing. This will maintain a lower temperature for the composite and surrounding area, particularly when using rubber dam so as to avoid any rubber dam breakage due to heat built-up.
- Do not expose soft tissue to the light being emitted for more than 2 seconds or burns may occur.
- Avoid the light guide tip coming into contact with any soft tissue in the mouth.

C02 LED CURING LIGHTS 90° right angle direct light source head



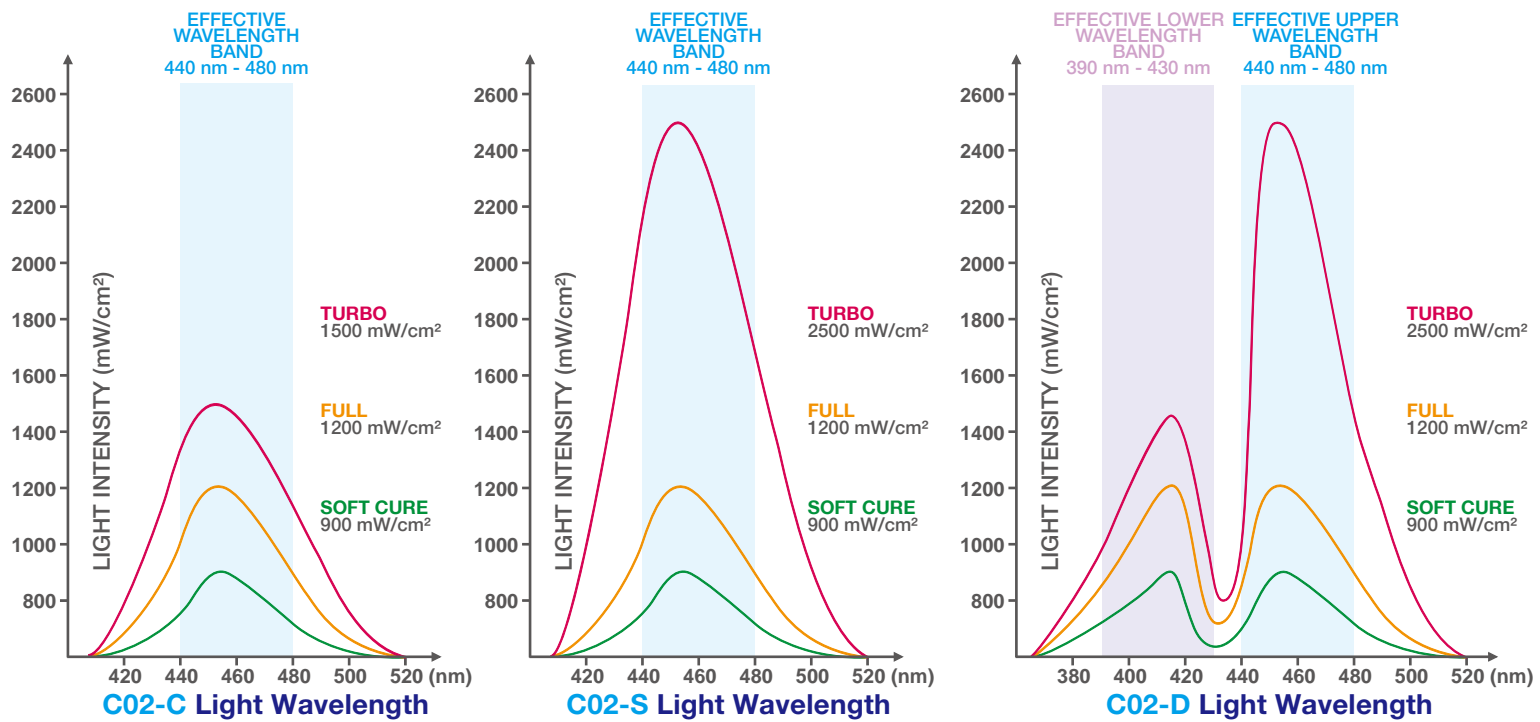
C02 SPECIFICATIONS			
Model	C02-C (classic)	C02-S (super power)	C02-D (dual range)
DIRECT LIGHT HEAD	10 mm (dia.)		
LIGHT WAVELENGTH	440~480 nm	440~480 nm	390~430 nm 440~480 nm
APPLICATION	General	Ortho / General	General / Ortho
MODE	TACK	N/A	900 mW/cm² for 1 second±10%
	TURBO	1,500 mW/cm² for 5 seconds ±10%	2,500 mW/cm² for 3 seconds±10%
	3' + 3'	N/A	2,000 mW/cm² for 3 + 3 seconds±10% (with 1 second blink in between)
	6' + 6'	N/A	1,500 mW/cm² for 6 + 6 seconds±10% (with 1 second blink in between)
	FULL	1,200 mW/cm² for 5, 10, 15, 20 seconds±10%	
	RAMP	1 st five seconds from 0-1,200 mW/cm² next 5, 10, 15, 20 seconds 1,200 mW/cm²±10%	
	SOFT CURE	1 st five seconds from 0-900 mW/cm² next 5, 10, 15, 20, 25 seconds 900 mW/cm²±10%	
WEIGHT	185 gms	185 gms	185 gms
LENGTH	255 mm	255 mm	255 mm



C02-C (Classic) Curing Light with 10 mm Light Head	\$299.95
C02-S (Super Power) Curing Light with 10 mm Light Head	\$399.95
C02-D (Dual Range) Curing Light with 10 mm Light Head	\$399.95
C02-C-1 (Classic) Direct Light Source Head	\$59.95
C02-S-1 (Super Power) Direct Light Source Head	\$99.95
C02-D-1 (Dual Range) Direct Light Source Head	\$99.95
C01/2-1 Replacement Battery	\$49.95
125 Light Sleeves (for C02-C/S/D) 500 pcs/box	\$24.95

24 MONTH WARRANTY

For every
C02 Curing Light
purchased (any model)
get
one 063 Hand Shield
FREE



CURING LIGHT MODE APPLICATIONS	
TACK	A very short initial cure for temporary processing before the final cure. For example when removing excess materials whilst bonding veneers or using temporary cement. Tack rings are included inside the box.
TURBO	Super fast curing for resin and composite that is no more than 2 mm thick. Also recommended for ceramic brackets, bonding veneers etc.
3' + 3'	3 Second Mesial + 3 Second Distal for metal brackets resin bonding. (with 1 second blink in-between)
6' + 6'	6 Second Mesial + 6 Second Distal for metal brackets with bonding resin requiring more curing time and for buccal tube bonding. (with 1 second blink in-between)
FULL	For general applications.
RAMP	First 0-5 seconds are ramped for general application.
SOFT CURE	First 0-5 seconds are ramped for more gentle processing, designed for patients sensitive to heat.

C02-C / C02-S / C02-D CURING LIGHT DEPTH OF CURE									
MODEL	C02-C (classic) Curing Time	Depth Measurements	ISO 4049 Depth Measurements (~50%)	C02-S (super power) Curing Time	Depth Measurements	ISO 4049 Depth Measurements (~50%)	C02-D (dual range) Curing Time	Depth Measurements	ISO 4049 Depth Measurements (~50%)
TURBO	5 seconds	4.4 mm	2.20 mm	3 seconds	4.6 mm	2.30 mm	3 seconds	4.5 mm	2.25 mm
FULL	10 seconds	5.1 mm	2.55 mm	10 seconds	5.3 mm	2.65 mm	10 seconds	5.2 mm	2.60 mm
RAMP	10 seconds	4.8 mm	2.40 mm	10 seconds	5.3 mm	2.65 mm	10 seconds	4.9 mm	2.45 mm
SOFT CURE	15 seconds	5.0 mm	2.50 mm	15 seconds	5.4 mm	2.70 mm	15 seconds	5.1 mm	2.55 mm

REMARKS: Above data is based on test results using an A2 shade composite. The light tip was placed above and pointed perpendicular to the composite. Tests were done as per ISO 4049 Standard. The samples were measured and the data was divided by two (50% of the total composite depth cured). ISO 4049 Standard requires that the results for class II restorative materials should be at least 1.5 mm for non-opaque shades and 1.0 mm for opaque shades. All resins and composites have different curing times. It is strongly recommended that you should test your composite and resin performance to determine the curing times required.

Data is only for reference, always follow the instructions from your resin and composite manufacturers.

- There are many variables (distance and angle between the light tip and composite, area, shade, thickness and type etc.) affecting composite curing times. It is recommended to place and cure a maximum of 2 mm for each composite placement.
- Using a barrier sleeve on the curing light will reduce 5-10% of light intensity.
- The light tip should be placed approximately 1-2 mm above the composite or resin and pointed perpendicular to the tooth surface.
- High intensity curing lights produce more heat. This is a direct indication of the power of the light being emitted. When using the device for more than 10 seconds, do not keep the light tip in one position. It is always recommended to use a dental syringe to blow a cold air flow on the area during long periods of curing. This will maintain a lower temperature for the composite and surrounding area, particularly when using rubber dam so as to avoid any rubber dam breakage due to heat built-up.
- Do not expose soft tissue to the light being emitted for more than 2 seconds or burns may occur.
- Avoid the light tip coming into contact with any soft tissue in the mouth. As an option, you may cover the entire curing light with a disposable sleeve and then place the Heat Protective Ring (included inside the packing box) onto the light tip covered with sleeve as shown below. Ensure the Heat Protective Ring is securely positioned on the curing light before starting the cure.

WOODPECKER SCALER TIPS STAINLESS STEEL FOR WOODPECKER, EMS¹, DTE, SATELEC², NSK³ Type Scalers

SCALING



G1 (WOODPECKER, EMS¹ Type)
GD1 (DTE, SATELEC², NSK³ Type)
for supragingival calculus and plaque on neck of teeth and hard calculus on the teeth point
each **\$12.95**



G2 (WOODPECKER, EMS¹ Type)
GD2 (DTE, SATELEC², NSK³ Type)
for supragingival heavy calculus
each **\$12.95**



G3 (WOODPECKER, EMS¹ Type)
GD3 (DTE, SATELEC², NSK³ Type)
for supragingival, subgingival and interdental calculus and plaque
each **\$13.95**



G4 (WOODPECKER, EMS¹ Type)
GD4 (DTE, SATELEC², NSK³ Type)
for supragingival calculus and plaque
each **\$13.95**



G5 (WOODPECKER, EMS¹ Type)
GD5 (DTE, SATELEC², NSK³ Type)
for supragingival and neck calculus and plaque
each **\$14.95**



G6 (WOODPECKER, EMS¹ Type)
GD6 (DTE, SATELEC², NSK³ Type)
for supragingival heavy calculus
each **\$14.95**

PERIO



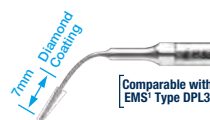
P1 (WOODPECKER, EMS¹ Type)
PD1 (DTE, SATELEC², NSK³ Type)
for subgingival and supragingival calculus
each **\$15.95**



P3 (WOODPECKER, EMS¹ Type)
PD3 (DTE, SATELEC², NSK³ Type)
for fine scaling and deep perio calculus
each **\$19.95**



P4 (WOODPECKER, EMS¹ Type)
PD4 (DTE, SATELEC², NSK³ Type)
for supragingival and interdental calculus
each **\$19.95**



P3D (WOODPECKER, EMS¹ Type)
PD3D (DTE, SATELEC², NSK³ Type)
Diamond tip for smoothing overhangs and expanding root furcations
each **\$29.95**

PERIO



P2L (WOODPECKER, EMS¹ Type)
PD2L (DTE, SATELEC², NSK³ Type)
Left-angled, to remove calculus from very narrow inter-root spaces and furcation
each **\$29.95**



P2R (WOODPECKER, EMS¹ Type)
PD2R (DTE, SATELEC², NSK³ Type)
Right-angled, to remove calculus from very narrow inter-root spaces and furcation
each **\$29.95**



P2LD (WOODPECKER, EMS¹ Type)
PD2LD (DTE, SATELEC², NSK³ Type)
Left-angled, diamond-coated, to remove calculus from very narrow inter-root spaces and furcation
each **\$29.95**



P2RD (WOODPECKER, EMS¹ Type)
PD2RD (DTE, SATELEC², NSK³ Type)
Right-angled, diamond-coated, to remove calculus from very narrow inter-root spaces and furcation
each **\$29.95**

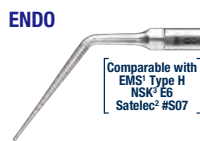
**Buy 4
get
1 FREE
(same item)**

C&B




G7 (WOODPECKER, EMS¹ Type)
GD7 (DTE, SATELEC², NSK³ Type)
used to remove dental crown
each **\$19.95**

ENDO



E3 (WOODPECKER, EMS¹ Type)
ED3 (DTE, SATELEC², NSK³ Type)
After root canal cleaning, using the mechanism and heat energy of ultrasonic vibration to intensify the filling lateral condensation, to make sure the top of the scaler tip touch the lateral condensation
each **\$19.95**



E3D (WOODPECKER, EMS¹ Type)
ED3D (DTE, SATELEC², NSK³ Type)
used to remove the calcification and bad filling material of pulp cavity, overhang pulp chamber
each **\$29.95**



P4D (WOODPECKER, EMS¹ Type)
PD4D (DTE, SATELEC², NSK³ Type)
can replace the traditional G reamer, used for preparing good endo jaws
each **\$29.95**

ENDO



E1 (WOODPECKER, EMS¹ Type)
ED1 (DTE, SATELEC², NSK³ Type)
(120° Angle Holder) for NITI K-Files, usually used for premolar root canal cleaning, sterilizing and debris removal
each **\$19.95**



E2 (WOODPECKER, EMS¹ Type)
ED2 (DTE, SATELEC², NSK³ Type)
(95° Angle Holder) for: NITI K-Files, usually used for distomolar root canal cleaning, sterilizing and debris removal
each **\$19.95**



E8 (WOODPECKER, EMS¹ Type)
ED8 (DTE, SATELEC², NSK³ Type)
Bur holder holds 1.6mm FG burs, used to expand root canal and teeth preparation
each **\$29.95**



E9 (WOODPECKER, EMS¹ Type)
ED9 (DTE, SATELEC², NSK³ Type)
Bur holder, hold 1.6mm FG burs, used to expand root canal and teeth preparation
each **\$29.95**

ENDO



E4 (WOODPECKER, EMS¹ Type)
ED4 (DTE, SATELEC², NSK³ Type)
To remove obstructions and broken instruments in the mid-upper thirds of large and straight canals
each **\$29.95**



E4D (WOODPECKER, EMS¹ Type)
ED4D (DTE, SATELEC², NSK³ Type)
Diamond-coated, for retreatments of extremely hard materials
each **\$29.95**



E5 (WOODPECKER, EMS¹ Type)
ED5 (DTE, SATELEC², NSK³ Type)
To remove calculus, temporary cements and broken instruments in the coronal third
each **\$29.95**



E5D (WOODPECKER, EMS¹ Type)
ED5D (DTE, SATELEC², NSK³ Type)
Diamond-coated, with enhanced cutting and abrasive power laterally. Specially useful for removing very hard materials on the canal wall
each **\$29.95**

1 EMS is a registered trademark of Electro Medical System S.A. Switzerland
2 SATELEC is a registered trademark of Satelec/Acteon Group France
3 NSK is a registered trademark of Nakanishi Inc. Japan

WOODPECKER SCALER TIPS STAINLESS STEEL FOR WOODPECKER, EMS¹, DTE, SATELEC², NSK³ Type Scalers

CAVITY PREPARATION



SB1 (WOODPECKER, EMS¹, Type)
SBD1 (DTE, SATELEC², NSK³ Type)

Ball diamond tip. To remove the carious teeth without damaging the adjacent teeth

each \$29.95



SB2 (WOODPECKER, EMS¹, Type)
SBD2 (DTE, SATELEC², NSK³ Type)

Upper hemispherical ball sprayed finishing with diamond grain, to remove the carious teeth without damaging the adjacent teeth

each \$29.95



SB3 (WOODPECKER, EMS¹, Type)
SBD3 (DTE, SATELEC², NSK³ Type)

Lower hemispherical ball sprayed finishing with diamond grain, to remove the carious teeth without damaging the adjacent teeth

each \$29.95



SBL (WOODPECKER, EMS¹, Type)
SBDL (DTE, SATELEC², NSK³ Type)

Half ball diamond tip. Set 45° to the left, to remove the carious teeth without damaging the adjacent teeth

each \$29.95



SBR (WOODPECKER, EMS¹, Type)
SBDR (DTE, SATELEC², NSK³ Type)

Half ball diamond tip. Set 45° to the right, to remove the carious teeth without damaging the adjacent teeth

each \$29.95

Advantages of cavity preparation by ultrasonic scaling tips:-

- Patients feel much less vibration
- Suitable for micro-cavity preparation, offering better bonding power
- Suitable for drilling-avoid preparations without the unnecessary removal of the surrounding tooth structure
- Low noise level, best for children treating
- Remove caries effectively
- Better protection of soft tissue

**Buy 4
get
1 FREE**
(same item)

WOODPECKER SCALER TIPS STAINLESS STEEL TITANIUM COATED

Non-Sticky, Longer Lasting


SCALING



G1T (WOODPECKER, EMS¹, Type)
GD1T (DTE, SATELEC², NSK³ Type)

for supragingival calculus and plaque, neck of teeth and hard calculus on the teeth point


each \$14.95



G2T (WOODPECKER, EMS¹, Type)
GD2T (DTE, SATELEC², NSK³ Type)

for supragingival heavy calculus

each \$14.95



G3T (WOODPECKER, EMS¹, Type)
GD3T (DTE, SATELEC², NSK³ Type)

for subgingival, supragingival and interdental calculus and plaque


each \$15.95



G4T (WOODPECKER, EMS¹, Type)
GD4T (DTE, SATELEC², NSK³ Type)

for supragingival calculus and plaque


each \$15.95



G5T (WOODPECKER, EMS¹, Type)
GD5T (DTE, SATELEC², NSK³ Type)

for supragingival and neck calculus and plaque

each \$16.95



G6T (WOODPECKER, EMS¹, Type)
GD6T (DTE, SATELEC², NSK³ Type)

for supragingival heavy calculus

each \$16.95

For WOODPECKER, EMS¹, DTE, SATELEC², NSK³ Type Scalers


PERIO



P1T (WOODPECKER, EMS¹, Type)
PD1T (DTE, SATELEC², NSK³ Type)

for subgingival and supragingival calculus


each \$17.95



P3T (WOODPECKER, EMS¹, Type)
PD3T (DTE, SATELEC², NSK³ Type)

for fine scaling and deep perio calculus

each \$21.95



P4T (WOODPECKER, EMS¹, Type)
PD4T (DTE, SATELEC², NSK³ Type)

for subgingival and interdental calculus

each \$21.95

C&B



G7T (WOODPECKER, EMS¹, Type)
GD7T (DTE, SATELEC², NSK³ Type)

used to remove dental crown

each \$21.95

ENDO



E1T (WOODPECKER, EMS¹, Type)
ED1T (DTE, SATELEC², NSK³ Type)

(120° Angle Holder) for NITI K-Files, usually used for anterior root canal cleaning, sterilizing and debris removal

each \$21.95



E2T (WOODPECKER, EMS¹, Type)
ED2T (DTE, SATELEC², NSK³ Type)

(95° Angle Holder) for NITI K-Files, usually used for anterior root canal cleaning, sterilizing and debris removal

each \$21.95



E3T (WOODPECKER, EMS¹, Type)
ED3T (DTE, SATELEC², NSK³ Type)

After root canal cleaning, using the mechanism and heat energy of ultrasonic vibration to intensify the filling lateral condensation, to make sure the top of the scaler tip touch the lateral condensation

each \$31.95

1 EMS is a registered trademark of Electro Medical System S.A. Switzerland
2 SATELEC is a registered trademark of Satelec/Acteon Group France
3 NSK is a registered trademark of Nakanishi Inc. Japan

WOODPECKER SCALER ACCESSORIES

ENDO WRENCH



each
\$9.95

MALE QUICK DISCONNECTOR



each
\$9.95

AUTOCLAVABLE TIP HOLDER No.1



each
\$12.95

AUTOCLAVABLE TIP HOLDER No.2



each
\$19.95

DOCTOR AND ASSISTANT STOOLS



- Ultra stable base
- Adjustable for right or left handed operator
- Standard colors available: Medium Blue, Dark Blue, Lake Green and Black

A. Doctor Stool \$429.95 + freight
B. Assistant Stool \$449.95 + freight
C. Saddle Stool \$395.00 + freight
D. Viva Stool \$465.00 + freight

colors:



BONART ULTRASONIC SCALER AND INSERTS



- Magnetostrictive system
- Powerful easy to use
- Economically price

Art-M3II Scaler Unit
Complete with 30K
1xP-10 and 1xIF 50 Inserts
each \$859.95

P-10 STRAIGHT ANGLE external water flow



P-10 Universal Insert 25K \$74.95
P-10 Universal Insert 30K \$74.95

P-100 SLIM external water flow



P-100 Slim Insert 25K \$74.95
P-100 Slim Insert 30K \$74.95

IF50 STREAMLINE #10 internal water flow



IF50 Streamline Insert 25K \$74.95
IF50 Streamline Insert 30K \$74.95

FS SLIM internal water flow



FS Slim Insert 25K \$74.95
FS Slim Insert 30K \$74.95



ACRYLIC PROTECTIVE LIGHT HAND SHIELD

- Hand held
- Protection for both dentist and assistant
- Cold disinfection only
- Size: 5" x 10" x 1/8"

063
Protective Light Hand Shield
\$19.95

Buy 4
get
1 FREE
(same item)



C10 LED & HALOGEN CURING LIGHT METER

- Simple, compact design for easy use
- Measure intensity up to 2500 mW/cm²
- Size: 4½" x 2½" x 1"

C10 Light Meter ... \$59.95