

Model Shown:
9012A, 9020A, 9130A



Features

THE RIGHT CHOICE FOR THOSE LOWER CLEARANCE JOBS OR APPLICATIONS

- All the quality, features and lifting capacity of the standard jacks in short form. The 12 ton and 20 ton models feature screw extensions for added versatility.
- All jacks operate both vertically and horizontally for use in a variety of lifting, pushing and spreading applications.
- Large base area for increased strength and stability during lifting.
- High strength piston and pump linkage for long life.
- All models include over-travel protection.
- Lever Bar included on all models.
- All jacks meet ASME B30.1 standards and carry the Power Team PowerThon™ Lifetime Warranty.

9130A Low Profile Hydraulic Bottle Jack provides the lifting capacity and low height for this underground mining application.



Ordering Information

Order Number	Cap. (tons)	Stroke (mm)	Retracted Height (mm)	Length of Screw Ext. (mm)	Height with Screw Ext. (mm)	No. Pump Strokes to Ext. Piston ‡	Saddle Dia. (mm)	Base Size (mm)	Pump Handle Length (mm)	Handle Effort at Rated Cap. (kg)	Carry Handle	Metric Tons @ 700 bar	Prod. Wt. (kg)
9012A	12	95	171	76	343	26	48	165x106	605	27	Yes	10,9	6,4
9020A	20	85	181	40	305	22	51	183x129	800	32	Yes	18,1	10,1
9130A	30	79	181	-	260	35	60	192x141	1000	23	Yes	27,2	13,7

‡ 2 Speed: Rapid advance≈40 strokes; Lift mode≈160 strokes.

Model Shown:

9030A, 9008A, 9112A



Features

IDEAL FOR INDUSTRIAL LIFTING AND PUSHING APPLICATIONS FOR MRO

- Choose from this complete line of premium quality bottle jacks. Ideal for use in any number of industrial lifting and pushing applications.
- The 9110B, 9015B, 9022B and 9033B feature a beveled base which allows the jack to “follow” the load, reducing the chance of dangerous side-loading.
- Jacks feature a screw extension for quicker setup.
- High strength piston and pump linkage for long life.
- All models include over-travel protection.
- Lever Bar included on all models. All jacks can be used in the vertical, angled or horizontal positions.
- Serrated or contoured saddles help stabilize the load for a safer lift.
- 110 ton jack features dual pumps for time-saving two-speed operation.
- All jacks meet ASME B30.1 standards and carry the Power Team PowerThon™ Lifetime Warranty.

Ordering Information

Order Number	Cap. (tons)	Stroke (mm)	Retracted Height Min. (mm)	Length of Screw Ext. (mm)	Height with Screw Ext. (mm)	No. Pump Strokes to Ext. Piston	Saddle Dia. (mm)	Base Size (mm)	Pump Handle Length (mm)	Handle Effort at Rated Cap. (kg)	Carry Handle	Metric Tons @ 700 bar	Prod. Wt. (kg)
9002A	2	114	181	49	344	5	25	110x65	311	34,0	No	1,8	2,2
9003A	3	114	191	60	365	10	29	114x72	489	20,4	No	2,7	2,6
9005A	5	121	200	70	391	12	35	132x76	545	24,9	No	4,5	3,6
9008A	8	121	200	70	391	18	38	152x89	605	34,0	No	7,3	5,5
9112A	12	149	241	80	470	26	48	165x106	605	27,2	Yes	10,9	7,9
9015B	15	156	230	114	505	27	60	130x140 †	700	40,8	No	13,6	8,3
9120A	20	159	270	92	521	22	51	183x129	800	31,8	Yes	18,1	12,9
9022B	22	156	240	109	521	36	60	165x160 †	700	40,8	Yes	20,0	10,7
9030A	30	159	279	—	438	35	60	192x141	1000	22,7	Yes	27,2	18,7
9033B	33	143	240	106	502	56	65	184x176 †	700	39,9	Yes	29,9	14,5
9050A	50	171	305	—	476	36	76	237x187	1000	38,6	Yes	45,4	35,4
9110B	110	156	300	—	456	40/160 ‡	111	339x291	700	35,8	Yes	99,8	70,0

† Comes with a Beveled Base.

‡ 2 Speed: Rapid advance≈40 strokes; Lift mode≈160 strokes.

Model Shown:
9006X, 9011X, 9013X



Features

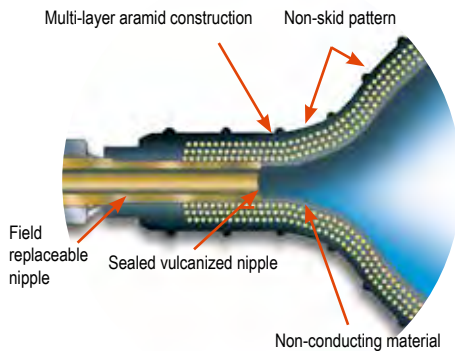
THE RIGHT CHOICE FOR THOSE LOWER HEIGHT APPLICATIONS FOR MRO.

- Telescoping jacks offer all of the quality features and capabilities of the standard bottle jack line with a bonus. The super-long stroke of these jacks saves time and effort by eliminating the need to lift or crib. In most applications, the user can place the jack once and complete the lift.
- The 9006X, 9011X and 9013X all feature a unique beveled base that allows the jack to “follow” the load laterally as it is raised, greatly reducing side-loading of the piston.
- High strength piston and pump linkage for long life.
- All models include over-travel protection.
- Lever Bar included on all models.
- All jacks meet ASME B30.1 standards and carry the Power Team PowerThon™ Lifetime Warranty.

Ordering Information

Order Number	Cap. (tons)	Stroke (mm)	Retracted Height (mm)	Length of Screw Ext. (mm)	Height with Screw Ext. (mm)	No. Pump Strokes to Ext. Piston	Saddle Dia. (mm)	Base Size Beveled Base (mm)	Pump Handle Length (mm)	Handle Effort at Rated Cap. (kg)	Carry Handle	Metric Tons @ 700 bar	Prod. Wt. (kg)
9006X	6	305	216	—	512	14	44	121x133	700	36	No	5,4	6,4
9011X	11	262	200	68	530	25	41	160x165	700	40	No	10,0	8,8
9013X	13	254	230	84	570	35	48	176x186	700	36	Yes	11,8	11,3

Model Shown:
IJ2211T



Features

LOW HEIGHT, HEAVY-DUTY INDUSTRIAL INFLATABLE AIR JACKS.

- Non-inflated jacks are less than 25,4 mm thick, making lifting tasks in small spaces seem routine.
- Constructed of non-conducting, high quality rubber material with multi-layer aramid fiber reinforcement.
- The top and bottom surface of the jack has a skid resistant, interlocking pattern to assist in alignment of two jacks being used together.
- Heavy attachment handles are provided on the two largest jacks for attachment of a rope or hook to help in positioning the jack.
- The jacks can be used at ambient temperatures of -20°C to + 50°C.
- The controller, shut-off and air hoses are all equipped with an industrial interchange style quick-disconnect air coupler. Female half coupler bodies have a locking collar to help the operator avoid accidentally disconnecting the jack while under load.
- Single jack controller with “dead man” control (part no. 350090) can be used individually, or in multiples to regulate the number of jacks desired.

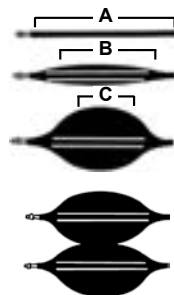


Safety Hints

1. Inspect before and after each use.
2. Replace if any signs of degradation or wear that may affect safety or performance.
3. Keep the product clean.
4. Store properly.



Maximum Effective Lifting Area



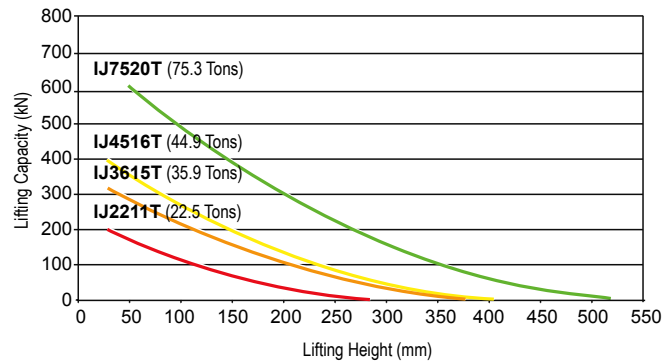
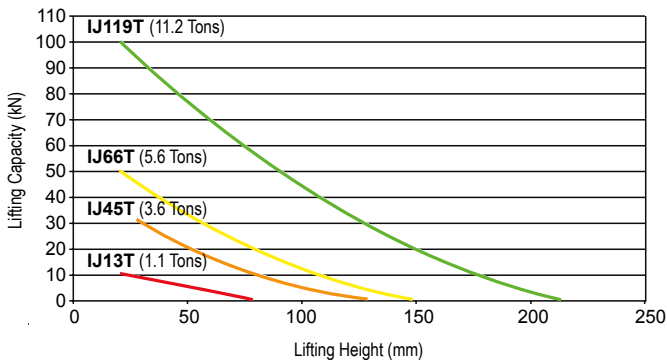
All lifting capacities mentioned in the charts are measured at the maximum effective lifting area (A). As the jack is inflated (B), this effective area decreases (C) due to the rounded shape of the jack. Lifting capacity also decreases (see performance chart).

Stack up to two jacks together to increase effective lifting height.

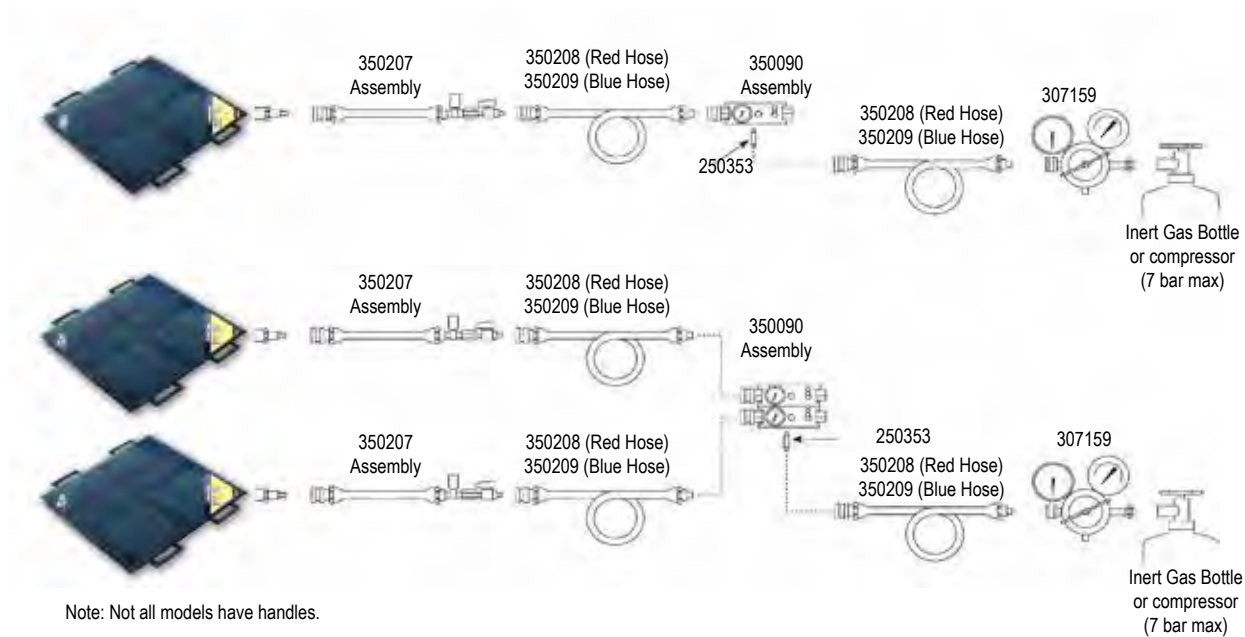
▶ The non-skid reinforced inflatable jack is perfect for many applications



Performance Specifications



Typical Set-Up




Ordering Information


Order Number	Lifting Cap. (metric tons)	Lifting Height (mm)	Air Volume (l)	Water Volume (l)	Length (mm)	Width (mm)	Thickness (mm)	Prod. Wt. (kg)
IJ13T	1,0	79	3,3	0,7	152	152	22	0,6
IJ45T	3,3	130	16,2	1,8	229	229	22	1,5
IJ66T	5,1	150	22,5	2,5	279	279	22	2,0
IJ119T	10,2	216	76,5	8,5	381	381	25	4,1
IJ2211T	20,4	290	189	21	508	508	25	7,0
IJ3615T	32,6	381	450	50	660	660	25	13,2
IJ4516T*	40,8	404	558	62	711	711	25	15,0
IJ7520T*	68,3	521	1206	134	914	914	25	24,0

* Included molded carry handles.

PRESSURE REDUCING VALVE

	Order No.	Description
	307159	Pressure reducing valve. Allows use of bottled gases to operate jacks (works on CGA-580 Nitrogen/Argon/Helium bottles). Contains standard bottle fitting on inlet and 1/4" industrial interchange female outlet. Wt., 1,8 kg.


AIR CONTROLLER - SINGLE JACK

	Order No.	Description
	350090	Air controller for single jack. Equipped with relief valve and pressure gauge. Wt., 0,9 kg.


SHUT-OFF HOSE WITH SHUT-OFF VALVE AND PRESSURE RELIEF VALVE

	Order No.	Description
	350207	Shut-off hose with shut-off valve and pressure relief valve. Includes a female and male quick coupler. Wt., 0,3 kg.


AIR HOSES

	Order No.	Description
	350208	Air hose. Red, 9 m long., 3/8" I.D., includes 250341 female and 250342 male quick coupler. Wt., 2,7 kg.
	350209	Air hose. Blue, 9 m long., 3/8" I.D., includes 250341 female and 250342 male quick coupler. Wt., 2,7 kg.


FEMALE QUICK COUPLER

	Order No.	Description
	250343	Female quick coupler. 1/4" industrial interchange x 1/8" NPT female. Wt., 0,05 kg.


MALE QUICK COUPLER

	Order No.	Description
	250353	Male quick coupler. 1/4" industrial interchange x 1/8" NPT male. Wt., 0,05 kg.


FEMALE QUICK COUPLER

	Order No.	Description
	250682	Female quick coupler. 1/4" industrial interchange x 1/4" NPT male. Wt., 0,05 kg.


CONNECTOR 1/8" NPT MALE

	Order No.	Description
	15235	Connector 1/8" NPT male x 1/4" NPT female. Wt., 0,05 kg.

FEMALE QUICK COUPLER

	Order No.	Description
	250341	Female quick coupler. 1/4" industrial x 3/8" I.D. hose. Wt., 0,2 kg.

MALE QUICK COUPLER

	Order No.	Description
	250342	Male Quick coupler. 3/8" I.D. Hose. Wt., 0,05 kg.

Model Shown:
RJ100T24E



Features

HEAVY-DUTY SELF-CONTAINED INDUSTRIAL LIFTING JACK FOR RAIL MAINTENANCE.

- Wide base cylinder design for stability.
- Double-acting cylinder with locking collar.
- The bottom of the cylinder is a bolted joint, using the base plate as part of the cylinder. This will allow for service of even the oldest or most abused jacks.
- Cribbing storage rack location is such that it allows easy access during cribbing placement and removal.
- Jack has a 6,1 m remote pendant for user safety and control.
- Easy to maneuver, large tires and small footprint make it easy to get into tight spaces.
- Adjustable handle, allows the user to easily to position the jack under loads.

Technical Specifications

Type of Pump	Low Pressure Pump		High Pressure Pump		Current Draw at Max. Internal Relief Settings (amps)	Unload Pressure (bar)	Internal Relief Pressure (bar)	Tank (l)	Valving
	Flow (l / min.)	Pressure (bar)	Flow (l / min.)	Pressure (bar)					
Electric	7,2	30	1,0	700	28	62 - 84,5	700	7,6	4-Way / 3-Pos. Tandem Center Manual
Air	5,4		0,5		NA	37 - 53,8			

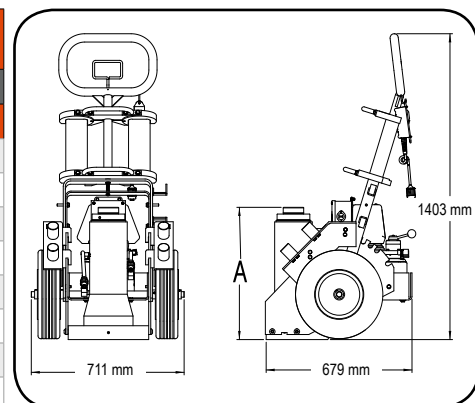
Ordering Information

Order Number	Description	Stroke (mm)	Retracted Height
			A (mm)
RJ100T24E	Jack, 100 Ton RR 610 mm Retracted, Electric	356	610
RJ100T37E	Jack, 100 Ton RR 940 mm Retracted, Electric	686	940
RJ100T24A	Jack, 100 Ton RR 610 mm Retracted, Air	356	610
RJ100T37A	Jack, 100 Ton RR 940 mm Retracted, Air	686	940
RJ100T24A-C*	Jack, 100 Ton RR 610 Retracted, Air with Crib Block	356	610
RJ100T24E-C*	Jack, 100 Ton RR 610 Retracted, Elect with Crib Block	356	610
RJ100T37A-C*	Jack, 100 Ton RR 940 Retracted, Air with Crib Block	686	940
RJ100T37E-C*	Jack, 100 Ton RR 940 Retracted, Elect with Crib Block	686	940
RJ100T24A-E**	Jack, 100 Ton RR 610 Retracted, Air with Extension	356	610
RJ100T24E-E**	Jack, 100 Ton RR 610 Retracted, Elect with Extension	356	610
RJ100T37A-E†	Jack, 100 Ton RR 940 Retracted, Air with Extension	686	940
RJ100T37E-E†	Jack, 100 Ton RR 940 Retracted, Electric with Extension	686	940

* C models include RJ-CB-S crib set

** 610 mm– E models include RJ-EXT-S1 set

† Shipping weights 940 mm– E version includes RJ-EXT-S set



EXTENSIONS



Order No.	Description
RJ-EXT5	Assembly, Extension 127 mm 100 Ton RR Jack
RJ-EXT7	Assembly, Extension 178 mm 100 Ton RR Jack
RJ-EXT9	Assembly, Extension 220 mm 100 Ton RR Jack
RJ-EXT11	Assembly, Extension 279 mm 100 Ton RR Jack
RJ-EXT14	Assembly, Extension 356 mm 100 Ton RR Jack
RJ-EXT18	Assembly, Extension 457 mm 100 Ton RR Jack
RJ-EXT-S	Set, Extensions 100 Ton RR Jack 178 mm, 229 mm, 356 mm
RJ-EXT-S1	Set, Extensions 100 Ton RR Jack 178 mm, 279 mm, 457 mm

CRIBBING BLOCKS



Order No.	Description
RJ-CB1	Assembly, Crib Block 25 mm 100 Ton RR Jack
RJ-CB3	Assembly, Crib Block 76 mm 100 Ton RR Jack
RJ-CB5	Assembly, Crib Block 127 mm 100 Ton RR Jack
RJ-CB10	Assembly, Crib Block 254 mm 100 Ton RR Jack

SPACERS



Order No.	Description
RJ-SP-1	Spacer, 25 mm
RJ-SP-2	Spacer, 51 mm
RJ-SP-3	Spacer, 76 mm
RJ-SP-S	Spacer Set 100 ton RR Jack 25 mm, 51 mm, 76 mm

SWIVEL CAPS



Order No.	Description
RJ-SC-1	Assembly, Swivel Cap 100 Ton RR Jack

Model Shown:
SJ2010, SJ3010



Features

ONE OF THE MOST DURABLE MONO-STRAND JACKS IN THE INDUSTRY.

- Ideally suited for work on slab-on-grade where dirt, heat and high volume use take their toll.
- Available in single or double-acting models.
- Standard single-acting units have a 254 mm stroke.
- Standard double-acting units have an 152,4 mm stroke.
- Service repair is simple and components are long lasting and easily replaced.
- 76,2 mm detachable seater nose assembly easily replaced with optional 152,4 mm nose assembly.
- The jack of choice for high-rise and elevated work, thanks to fast return time and light weight.
- All hydraulic fluid controls are internal for more efficient and safer operation during tensioning and retraction.



Optional Dead-end Seater

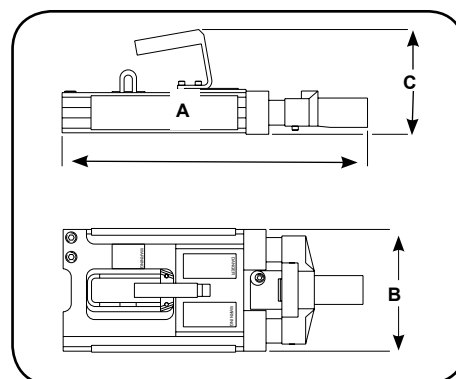
Dead-end seaters for production work and field work available on special order. (Part #400120)

Multi-strand post-tensioning application



Technical Dimensions

Order No.	A	B	C	Wt.
	(mm)	(mm)	(mm)	(kg)
SJ2010	533,4	228,6	152,4	24,9
SJ2010P	558,8	259,2	177,8	34,5
SJ3010	558,8	259,2	177,8	34,5
SJ3010P	558,8	259,2	177,8	34,5
SJ2010DA	457,2	177,8	152,4	19,1
SJ3010DA	457,2	203,2	152,4	23,6



Ordering Information

Order Number	Cap. (tons)	Stroke (mm)	Oil Cap. (l)	Strand Dia. (mm)	Seater Type (mm)	Int. Press. at Cap. (mm)	Metric Tons at 700 bar	Description	Recommended Pumps for this Stressing Jack	Prod. Wt. (kg)
SJ2010	20	254	0,7	11,1 - 12,7	Spring	227,3	20,3	Post-tension jack with spring, seater 12,7 mm strand.	PE554P/PE604T	25
SJ2010P	20	254	0,7	11,1 - 12,7	Power	227,3	20,3	Post-tension jack with power seater, 12,7 mm strand.	PE554PT/PE604PT	25
SJ2010DA	20	216	0,9	11,1 - 12,7	Power	192,4	23,9	Double-acting post-tension jack with power seater, 12,7 mm strand.	PE554PT/PE604PT	19
SJ3010	30	254	1,0	11,1 - 15,2	Spring	242,5	28,5	Post-tension jack with spring seater, 15,2 mm strand.	PE554P/PE604T	34,5
SJ3010P	30	254	1,0	11,1 - 15,2	Power	242,5	28,5	Post-tension jack with power seater, 15,2 mm strand.	PE554PT/PE604PT	34,5
SJ3010DA	30	216	1,1	11,1 - 15,2	Power	191,87	36,0	Double-acting post-tension jack with power seater, 15,2 mm strand.	PE554PT/PE604PT	23,6

STRESSING JACK ACCESSORIES AND HOSES

Used with Stressing Jack	76,2 mm Nose Piece #	76,2 mm Wedge Seater #	152,4 mm Nose Piece	152,4 mm Wedge Seater #	9,5 mm Dia. Gripper Set #	11,1 mm Dia. Gripper Set #	12,7 mm Gripper Set #	15,2 mm Gripper Set #	Replacement Gripper Handle #	Gripper Retainer Plate # (2 used)
SJ2010	252564	252562	252759	252763	252568	252761	252567	NA	252570	252565
SJ2010P	252564	252562	252759	252763	252568	252761	252567	NA	252570	252565
SJ2010DA	252543	252542	252760	252764	252650	252762	252555	NA	252556	252544
SJ3010	252564	252562	252759	252763	252568	252761	252567	252569	252570	252565
SJ3010P	252564	252562	252759	252763	252568	252761	252567	252569	252570	252565
SJ3010DA	253363	253361	253364	253362	253390	NA	253391	253365	252556	252544

Model Shown:

9210A, 9220A, 9105A, 9205A



► 9105A Sidewinder jack is the ideal choice for straightening this crushed box steel .



Features

COMPACT SIDEWINDER MINI JACK FITS IN YOUR PALM AND DELIVERS 5, 10 & 20 TONS OF LIFTING FORCE.

- Retracted height of just 63,5 mm for the smallest jack and 130,2 mm for the 20 ton, allows you to slip this jack into the narrowest of crevices.
- Jacks operate either horizontally or vertically. Handles function in line with base for easier use in confined spaces.
- The perfect addition to any toolbox, this remarkable little jack has multiple uses that are limited only by your imagination. Use it as a jack, or a spreader. Use it to turn your mechanical gear puller (note: puller capacity must match jack capacity) into a hydraulic puller.
- High strength piston and pump linkage for long life.
- All models include over-travel protection.
- Lever Bar included on all models.
- All jacks meet ASME B30.1 standards and carry the Power Team PowerThon™ Lifetime Warranty.

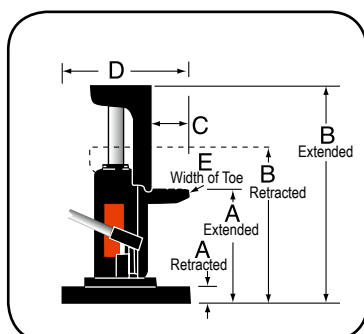


Ordering Information

Order Number	Cap. (tons)	Stroke (mm)	Retracted Height (mm)	Max. Height (mm)	No. Pump Strokes to Ext. Piston	Saddle Dia. (mm)	Base Size Dia. (mm)	Pump Handle Length (mm)	Handle Effort at Rated Cap. (kg)	Carry Handle	Metric Tons @ 700 bar	Prod. Wt. (kg)
9105A	5	19	63,5	85,9	30	29,0	73,9	240	26	No	4,5	1,9
9205A	5	38	88,9	130,3	38	29,0	73,9	240	26	No	4,5	2,4
9210A	10	30	120,7	149,4	36	42,2	110,0	440	28	No	9,2	5,5
9220A	20	30	130,3	160,3	46	52,8	119,9	605	35	No	18,1	8,0

Model Shown:

J24T, J55T, J106T



Features

LOW HEIGHT INDUSTRIAL LIFTING AND PUSHING APPLICATIONS.

- These bottle jack-style toe jacks are loaded with many of the same features as our standard bottle jacks, but the toe-lift feature and swiveling pump handle socket make them ideal for machinery lifting and positioning.
- An internal pressure relief provides added safety by limiting the jack's lifting capability to the capacity of the toe.
- Spring return is an added feature on the J55T and J106T jacks.
- Swiveling pump handle assembly available on the 5 and 10 ton models. The swiveling jack assembly allows you to access and pump the unit from numerous positions.
- High strength piston and pump linkage for long life.
- All models include over-travel protection.
- Lever Bar included on all models.
- All jacks meet ASME B30.1 standards and carry the Power Team PowerThon™ Lifetime Warranty.

Technical Dimensions

Order Number	Ret.	Ext.	Ret.	Ext.			
	A		B		C	D	E
	(mm)	(mm)	(mm)	(mm)	(mm)	L x W (mm)	(mm)
J24T	16,0	139,7	235,0	355,6	47,8	283 x 240	50,8
J55T	25,4	149,4	292,1	416,1	47,8	283 x 240	76,2
J106T	31,8	181,1	327,2	476,3	63,5	283 x 240	100,1

Ordering Information

Order Number	Cap. (tons)	Max. Lift Stroke (mm)	Strokes to Ext. Piston (25 mm)	Handle Effort at Max. Load (kg)	Carry Handle	Metric Tons at 700 bar	Prod. Wt. (kg)
J24T	2	121	14	19	Yes	1,8	8,3
J55T	5	121	22	27	Yes	4,5	24,0
J106T	10	146	31	33	Yes	8,1	38,0

Model Shown:
J259T, J1095, J58T

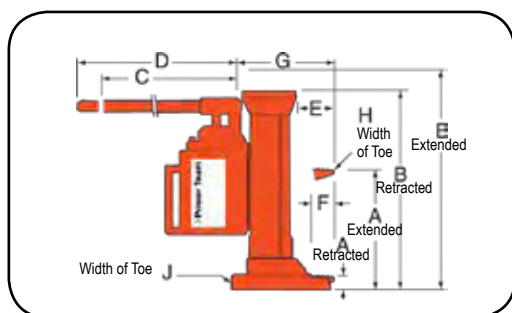


Features

HEAVY-DUTY, LOW HEIGHT INDUSTRIAL LIFTING AND PUSHING APPLICATIONS.

- With lifting points on the toe and on the top, these extremely rugged jacks are ideal for machine lifting, rigging, lift truck service and much more.
- Choose from 5.5 ton, 11 ton, or the 27.5 ton lifting capacity.
- All jacks operate both vertically and horizontally.
- Base, toe and pumping assembly swivel independently, allowing the jack to work in confined areas.
- High strength piston and pump linkage for long life.
- Lever Bar included on all models.
- All jacks meet ASME B30.1 standards and carry the Power Team PowerThon™ Lifetime Warranty.

J58T hydraulic toe jack is the perfect choice for the pallet jack application.



Technical Dimensions

Order Number	Ret.	Ext.	Ret.	Ext.							
	A		B		C	D	E	F	G	H	J
	(mm)	(mm)	(mm)	(mm)	(mm)	(mm)	(mm)	(mm)	(mm)	(mm)	(mm)
J58T	30	238	375	584	368	451	71	56	176	41	130
J109T	30	264	419	654	368	451	76	56	183	64	171
J259T	54	289	505	738	210	756	146	102	267	89	270

Ordering Information

Order Number	Cap. (tons)	Max. Lift Stroke (mm)	Strokes to Ext. Piston (25 mm)	Handle Effort at Max. Load (kg)	Carry Handle	Metric Tons at 700 bar	Prod. Wt. (kg)
J58T	5,5	210	8	38	Yes	5,0	19,5
J109T	11,0	235	13	40	Yes	10,0	29,0
J259T	27,5	235	21	40	Yes	24,9	92,1