

BEEHIVE A's Rumble Seat Review



January 2023

Beehive A's - The Model A Club of Northern Utah



Clay Pitkin Passes the Steering Wheel to Mike Nichols



Beehive A's is a Chapter of the Model A Ford Club of America

President's Message

Mike Nichols

Well, 2022 is now in the rear-view mirror and the new year is upon us. 2022 was a monumental year for our club, we celebrated 40 years of existence, grew to 67 members, had a record number of cars in the Pioneer Days Parade (I think 25), enjoyed many fun tours and social events, but sadly lost a couple of great members and good friends. We extend our appreciation to former President Clay Pitkin, and his awesome sidekick Heidi, for working hard to make sure the club not only had a great year last year, but is well positioned for 2023. I would also like to thank Jim Brown, Kevin Youngberg, and Holly Jenkins for continuing to serve on the board for another year, helping us to keep the momentum going forward. Ron Lucero and Bill Wisser will make great additions to our leadership and we thank them for stepping up. Beginning a new year is a time when many of us make resolutions to do better or achieve new goals. My last year's resolution was to teach myself to weld. It started out poorly as I electrocuted myself and put a nice burn on my arm during one of my first attempts. I summoned up the nerve and with some encouragement from a fellow club member, I got after it again. I practiced throughout much of the year and finally and proudly welded up a small tear in the hood of my truck. One of my resolutions for this year is to put more trust in my Fordor and dare to drive it on more distant tours. I worked hard over a 10-year period to restore the car myself (with lots of advice from club members). Anytime I tear something in to that many pieces and put it back together again myself, I fear the worst. Maybe the fear of losing my pride by being towed or being awarded the breakdown trophy and having my fragile ego damaged has weighed heavily on my mind. Let's make 2023 great!

Mike Nichols

2023 OFFICERS	EMAIL
PRESIDENT MIKE NICHOLS	MTNICHOLS@YAHOO.COM
PRESIDENT ELECT RON LUCERO	LUCERORONALD155@GMAIL.COM
VICE PRESIDENT BILL WISER	BILL.WISER@WISERVISION.COM
TREASURER/SECRETARY JIM BROWN	NA7GJIM@MSN.COM
NEWSLETTER EDITOR KEVIN YOUNGBERG	JKYOUNGBERG@GMAIL.COM
HISTORIAN HOLLY JENKINS	HOLJENKI66@HOTMAIL.COM
MAFCA REPRESENTATIVE BRIAN GOUGH	BCGOUGH135@GMAIL.COM
PAST PRESIDENT CLAY PITKIN	ITSTHEPITS5@GMAIL.COM

New Members

We had no new members in December.

Next Meeting

Our January meeting will be held:

Monday, January 9, 2023 7:00 PM
 Pleasant Valley Library
 5568 S Adams Avenue
 Washington Terrace, UT 84405

The Tech Talk will be provided by Clay Pitkin.

Refreshments will be provided by Dennis Thompson.

Past Events

DECEMBER MEETING

The December Meeting was our annual Holiday Banquet. This year it was held at the Timbermine in Ogden.



We had 80 people attend. There was a lot of great conversation, stories and a well-done meal.

We introduced our new club officers, with Mike Nichols moving up from President-Elect to President, Ron Lucero moving into President-Elect position, and Bill Wisner serving as Vice-President. Clay Pitkin passed the steering wheel to Mike and left the presidency. Thanks to Clay and Heidi for serving these past two years!

And thanks to Shawn Youngberg who served as Vice-President in 2022.



Jim Brown was retained as Secretary/Treasurer, Holly Jenkins was retained as Historian and Brian Gough held his position as MAFCA Representative.

In addition to many prizes being purchased by the Club we also had many donated. Thanks to Jim Brown for setting the banquet up and getting many of the prizes and thanks to Rudy Eilander for getting additional prizes. If I missed anyone who donated prizes please let me know.



Black Friday Tour

We held a fairly well attended Black Friday Tour, on November 25th. I didn't get a lot of information back and neglected to get it into the December Newsletter, however, Clay Pitkin did share a few photos which I have include below.



Long Range Calendar

Date/Time	Event	Locations
January 9	Club Meeting 7:00 PM	Pleasant Valley Library Washington Terrace
January 28	911 Dispatch Tour 1:00 PM	2186 Lincoln Ave Ogden
February 13	Club Meeting 7:00 PM	Pleasant Valley Library Washington Terrace
February 14	Valentine's Day	Don't Forget!
March 13	Club Meeting 7:00 PM	Pleasant Valley Library Washington Terrace

[Http://beehivea.com](http://beehivea.com)

Be Careful Out There!

A 64-year-old Texas man was killed in Texas when he lost control of his 1930 Model A Coupe and struck the concrete barriers lining the interstate. Texas officials determined uneven lanes in a construction area and the vehicle's suspension contributed to the accident. The victim was thrown from the vehicle and suffered head injuries. <https://www.ksat.com/news/local/2022...ne-police-say/>



I suppose you do what you have to do!

Tech Corner

QUESTIONS AND ANSWERS

If you have questions you would like to have discussed at an upcoming meeting, please send them to us at beehiveas1@gmail.com. Because of lead time in preparing the Newsletter, questions arriving less than two weeks before a meeting will be published in the following Newsletter for discussion at the following meeting.

Need Some Help?

There is lots of information on the Ford Model A. We have 40 pounds of tech articles, all the Les Andrews books and Ford tech bulletins as well as the dealer service letter sent out by the major Ford service centers during the Model A's manufacturing period. And they all

Facebook Beehive Model A's

help, but there are times we need to call Randy Christiansen, Dennis Thompson, Ray Wheelwright or Dan Johnson. But relief is available without bothering our fellow club members.

Just last year YouTube Model A guy Paul Shinn worked with MAFCA to get a panel of experts to set up an email address for Model A questions. Got a question and need an answer? Email ModelAtechquestions@gmail.com.

Another Supplier Suspends Operations

A Springs has suspended operations. They have no Model A springs left due to supply chain problems that have existed far too long. It is unknown if they will reopen.

A Tale of Pops, Pop's Model A and Pop-Outs

One of the things I remember about my dad's Model A was the pop-out ignition. He explained it to me when I was young, but I really didn't comprehend it. I do remember him jumping into it and starting it without a key, and as a five-year-old I was amazed.



In this picture, my uncle is behind the wheel, I'm shotgun and looking out the window and dad is servicing his '29 Tudor at

our home in Ogden about 1957. Back then a Model A was a cheap form of transportation. Mom got the '53 Mercury and dad drove the Model A. The battery must have been weak, because we have an 8mm film of him cranking it up. Fun times.

Fast forward 65 years and Shawn and I ran into a nearly worn-out pop-out switch. I suppose it was worn-out, the wire was broken inside and the lock turned, but barely. We bought it anyway since it was the right one

[Http://beehivea.com](http://beehivea.com)

for his '28 Closed Cab. We can wire, but getting that pop-out apart to fix it was another matter.

Shawn hit the internet and found a fellow that repairs them. A few phone calls later and I was mailing it off to him in South Dakota. Shawn learned that he had been fixing them for some time and also had some spares he was selling. We called him and he had the right one for my '29 Tudor and I could save a bit on shipping by having him ship it to us when he shipped Shawn's. I mailed a check and two weeks later they came. And they looked great. Totally refinished and with two keys. Once we can get the shop reopened, we'll put them in, in the meantime I'll test the switches and the wiring before we spend a lot of time installing an untested switch.

It'll be great to have a pop-out like dad had.

If you are interested in having a switch repaired or you just want to get an original pop-out you can reach out to Dick Crabtree at 605-487-7229 or 281-615-2261. His email is mbcrabtree@aol.com. They work is great and the price is reasonable.




What happens when Old Car Guys get sent to a nursing home ...

Ammeter Tips

This little set of tips and tricks can help you understand what is going on with your charging and electrical system. It was prepared by MAFCA Technical Director Jim Cannon.

Jim's technical tip
by Jim Cannon, MAFA Technical Director

Keep an Eye on Your Ammeter



Thrifty Henry Ford would only spend the money to put an ammeter in the Model A if he knew it would help you while driving, so get in the habit of keeping an eye on it.

Here's what to look for and what it can tell you:

Watch for the ammeter needle to "twitch" as you pop out the ignition switch or turn the ignition switch to the "on" position. This confirms that the coil is getting power. Now start the car.


After the engine starts and you have it on a fast idle to warm up, check that the ammeter is showing a Charge to the battery. If not, find out why.

Look at the ammeter needle when you step on the brakes. It should jump a bit toward discharge (unless you have LED brake lights installed, which draw very little power). It's always good, before you hit today's crazy, busy roads, to know that your brake lights are working.

If you have a voltage regulator in your generator, or if you have an alternator (which has a voltage regulator built in) then you should see the initial battery charge rate on the ammeter steadily drop until it is back to zero in 5 minutes or less. A stock Model A generator will not do this, it has a constant amps output above idle RPM, so you can watch for that while you drive.

Check the ammeter as you turn your headlights on. The charge rate to the battery should drop with a generator; the needle should jump around a bit but go back to where it was if you are driving with a good alternator.


As you see, the ammeter can help keep you out of trouble every Model A Day!



copywrite Frisco illustrationsOf.com/89401

Where Did the Model Names Come From?

Many came from carriage models. Notice the Cabriolet, the Coupe', Phaeton and Victoria. Ford used the established style of horse drawn carriages that typified the style of the auto they were producing.



Member Sales Corner

If you would like to place a free ad in the newsletter for Model A related items, please contact Kevin Youngberg at Beehiveas1@gmail.com. Ads MUST be in at least two weeks before the next meeting and will run for two consecutive months unless you notify me ahead.

Parts Wanted:

28/29 headlights, rear and front bumpers.
30-31 tail light.

Mike Nichols 801-725-4833

Email: mtnichols@yahoo.com

Parts Wanted:

29 Right front fender

Roy Van Orman

801-292-8085

Parts Wanted:

Original style 1931 coil in metal can with the bracket spot welded on.

Don Niederhauser 801-927-8253

Parts and Car for Sale:



1931 Deluxe Roaster unrestored

1931 Wheels

Lots and lots of parts

Boyd Uzelac

801-541-7230

801-201-3800

1928 Roadster for Sale:




1928 Roadster for sale. Car has been stored inside for five years. Good paint, upholstery and top. It was running when stored. Best offer with a good home. Call Roger or Brice at 801-294-7040.

For Sale Engine Stands with Model A Engine Mounts

Two engine stands with Model A engine mounts \$60.00 each. Call Dan Johnson – 801-941-4834.

Sponsors



Jensen Auto Service

3192 Midland Drive
Ogden, UT 84401
801-621-4252

<https://www.jensenautoservice.com>

