



Rumble Seat Review

March 2021



Beehive A's - The Model A Club of Northern Utah



Time to Get Them Ready!

The Dust-Off Tour is March 20, 2021!



Beehive A's is a Chapter
of the Model A Ford
Club of America

President's Message

Dennis Thompson

Once again, we have to say goodbye to a past member of the Model A Club. Virginia Briscoe passed away in February. Virginia and Gene Briscoe were members of the club until Gene passed away in 2018. I have many fond memories of them attending club events. They are both deeply missed, and our condolences go out to their family.

Thanks to Doug Jenkins for the February technical presentation on scratches. Doug is the man when it comes to body work. A bonus is he is very passionate about it. A big thanks also to Kirk and Mary Clause for refreshments.

I found myself going through old club newsletters for inspiration. In March of 2006, I was the president of the Beehive Model A club. Back then I was encouraging everyone to drive their cars as we had a busy schedule of meetings and tours. Today I wished we were doing the same thing without having to worry about the restrictions we have in place. What a pain! I try to remain optimistic about the near future but only time will tell. Numbers are indicating a positive outlook.

Touring season is starting. Hope you are ready. March 4th is the first function scheduled, a trip to Western Radiator. By the time you read this it may already be in the past. The Dust Off Tour is scheduled for March 20th. Hope to see you there.

Dennis

New Members

Welcome to our new members!

Andrew and Tracy Deckman – Andrew had Model A's several years ago and was a member then. He has returned with his wife, Tracy. They live in the Ogden area.

Steve Beierlein – lives in the Ogden area and has several Model A's as well as a LOT of other cars in his collection.

[Http://beehivea.com](http://beehivea.com)

Next Meeting

Monday, March 8, 2021 7:00 PM

Topic: Steering Boxes – Ray Wheelwright

Dean Murray's

1812 N 2000 W Suite 100

Farr West, UT

This is an upstairs location.

MASKS ARE REQUIRED

Officers

OFFICERS	EMAIL
PRESIDENT DENNIS THOMPSON	DENNIST30@COMCAST.NET
PRESIDENT ELECT TO BE DETERMINED	
VICE PRESIDENT RUDY EILANDER	KLEANCAPER@HOTMAIL.COM
TREASURER/SECRETARY JIM BROWN	NA7GJIM@MSN.COM
NEWSLETTER EDITOR RICK BERRY	RICKBERRY2@COMCAST.NET
HISTORIAN HOLLY JENKINS	HOLJENKI66@HOTMAIL.COM
MAFCA REPRESENTATIVE RANDY CHRISTIANSEN	HOTRODKID@AOL.COM
EVENT COORDINATOR RANDY ROPELATO	GAROPE29@AOL.COM
PAST PRESIDENT RICK BERRY	RICKBERRY2@COMCAST.NET


2021 Dues

JUST A REMINDER, IF YOU HAVEN'T PAID YOUR DUES FOR 2021 PLEASE CONTACT JIM BROWN. DUES ARE \$20.00 PER YEAR. IF YOU HAVEN'T RENEWED BY THE END OF MARCH YOU WILL NOT BE CONSIDERED A MEMBER AND WILL NOT RECEIVE THE NEWSLETTER. THANK YOU.

Past Events

FEBRUARY MEETING

President Dennis Thompson called the meeting to order. He thanked Dean Murray for allowing the club to meet at his office.



Upcoming tours and events include:

- Western Radiator Tour on March 3 at 4:30 PM
- Dust Off Tour March 20, 2021, breakfast at the Ramblin Roads Restaurant, 1720 West 12th St Ogden, at 9:00 am, followed by a Hill AFB

Facebook Beehive Model A's

Museum tour. For those who would like, a trip to Antelope Island or a western county tour will follow.

- Vintage Caterpillar Tour (spring)
- Classic Car Auction May 1

Dennis Thompson announced that we are still seeking someone for the office of President Elect. No one volunteered for the position and no nominations were received. The item will be tabled until the next meeting.

Treasurer Jim Brown reported that the club's finances are stable, and the club is solvent. He is currently working through website issues with the hosting company and hopes to have all pages on the site up and running soon.

The Sixth Annual Classic Car Auction will be held at Thanksgiving Point on May 1, 2021. They are looking to the Beehive A's to provide drivers for the event. This is a funding source for the club. A sign-up sheet will be distributed for those wanting to help as we get closer to the event.

Dennis noted in the past we have hosted "Car Games" which tend to be family fun and will generate public interest in the hobby and the club. The membership overwhelmingly thought this was a good idea. Mike Bachman volunteered to organize the event. The date is to be determined.

There was discussion on the Beehive A's attending the opening of the Weber State Automotive Engineering Center in Davis County. This was originally scheduled to happen in the summer of 2020 but was postponed because of the pandemic. They are still planning on holding the opening, and the Beehive A's will still attend once the date is set.

New members were introduced and welcomed. They are Andrew and Tracy Deckman and Steve Beierlein. Dean Murray spoke briefly about his license plate collection displayed on the walls of the meeting room. He pointed out a 1944 Utah plate on the wall. These

[Http://beehivea.com](http://beehivea.com)

plates are extremely rare because they were made from soy paper to conserve metal for the World War II war effort. He displayed another 1944 Utah plate he had that was never issued and was in pristine condition.

Doug Jenkins provided a technical talk on scratch



prevention, and chip and scratch repair. He discussed the various compounds, buffers and buffing wheels he uses. He talked about the various types of paint that was originally on a Model A, the types used over the years during the restoration process and the types currently available. He outlined the benefits and limitation to each type of paint to enable us to make correct choices when attempting scratch and chip repairs. He concluded with a practical demonstration on a car panel. Thanks to Doug for sharing his knowledge and expertise with us. Doug also drove his freshly restored '28 AA truck to the meeting. It is a real eye catcher. Pardon the photos, they were taken at night.



Thanks to Kirk and Mary Clause for providing refreshments.

At the March meeting Ray Wheelwright will cover steering boxes. Refreshments will be provided by Clay Pitkin.

Member/Car Profile

Past President, Roy Van Orden


Roy Van Orden remembers his first Model A ride. He was about 8 years old and he went with his mother, a neighbor lady and several of her children to pick corn and bring it home. This was in Canada and the trip was 45 miles, one way. He recalls coming home on a big heap of corn in the bed of that Model A pickup.

Today he has a '29 Model A pickup, but it's not the same style as the one from his corn hauling days. The one he drives today is a fire captain's pickup.

Roy got his start in the Model A hobby a long time ago. Initially he was interested in Chevrolets and had a '31 Chevy coupe in high school. Hotrods caught his eye and he soon started building hotrod Fords with his hotrod friends. Roy needed some Model A fenders for a trailer he was building, and he learned that Ed Niederhauser had a "few" parts. Roy went to Ed's shop and inquired about getting a set of fenders from him. Ed told him he didn't have anything like that for use on a trailer. Roy asked if he knew anyone who may have them. Ed told him to come back in a week. When Roy returned Ed had a pair for him. They were pretty beat up, but they were just what Roy needed. Roy had access to an autobody shop and carefully brazed the fenders, did the needed repairs and took them back to Ed the next week. Ed inspected them, commented that the brazing job was not the style he liked and pronounced them to be ok. As Roy was leaving Ed told him he could come back anytime. Apparently, Roy had passed muster.

While Roy may have passed muster with Ed, there are times Ed didn't see eye to eye with him. Roy wanted a

roadster. He looked at four different cars and finally found a 1930 roadster body he could use, and even though it was in bad shape he bought it. He trucked it to Ed's shop and set it on the floor of the shop. Once Ed saw it, he advised Roy to run it over to Bloom's Recycling and drop it off there. Roy packed it up, took it home and spent 8 to 10 months restoring it. Once it was completed, he intended to drive it to the Nationals in Kansas City. The car had no frame, no top and was just the body from the firewall back. Roy began the collection process to gather the bits and pieces needed to complete the roadster. He installed a Model B motor in it and had it painted by Ed. Before Kansas City, Roy tried to start it and found the number 3 and 4 cylinders full of coolant. He took his daughter's car to the Nationals.



In addition to the Model B engine, that car had a Volvo overdrive in it. On a trip to Boise the pinion froze, and Roy had to ride home in the "disgrace" truck.

He didn't ever get the hotrod bug out of his system; he built a 1926 Model T roadster on a Model A frame as a race car. It, too, has a Model B engine in it. He has raced it at the Bonneville Salt Flats and has a top speed of 97.7 mile per hour. When asked if running a Model A frame with a T body on it that fast made him nervous, he replied, "No, more like mad. It needs to break 100."

Roy had built many cars. He has built a '28, '29, '30 and a '31 for each of his children. He doesn't buy cars; he accumulates parts from which to build the cars. He attends swap meets around the nation and has done particularly well in California. His goal is to, "Beat 'em to it or beat 'em out of it."

His '29 fire captain's truck started out as a rusty heap in Ed Niederhauser's back lot. Ed told Roy it was junk and he could have it, so he took it and turned it into a finely restored pickup with a fire theme. It also has a Model B engine in it and rides on '35 Ford wheels.



While working with Ed on cars, Roy, Ed and two other fellows would jump in Ed's Cadillac and head to Wendy's for four kids' meals, come back to the shop and work. He has kept that tradition alive by meeting a group of car enthusiasts at the Burger King in Bountiful every day from noon to 1:30. At least four show up for lunch and as many as 15 have come.

Roy's dream Model A is a Victoria. He has one ready to restore and a significant number of spare parts to help him along.

Why does he enjoy restoring cars? It's the brotherhood with those who share the same passion. Roy calls it life sustaining and priceless.

Long Range Calendar

Date/Time	Event	Locations
March 3 4:30	Tour of Western Radiator	3050 Pennsylvania Ave Ogden, UT
March 8 7:00 PM	Meeting	1812 N 2000 W Suite 100 Farr West, UT NOTE LOCATION CHANGE
March 19-20 Cancelled	Chrome in the Dome	Pocatello I.S.U. Arena
Third Weekend in March	Double Dust-Off Tour	Breakfast and Hill Air Force Base Museum then Antelope Island or western county tour
April 6	Lehi Cruise Night	Lehi
April 7	Jordan Landing Free Cruise	Jordan Landing
April 12 7:00 PM	Meeting	5568 S Adams Avenue Washington Terrace, UT SUBJECT TO CHANGE
April 22	Valley Fair Cruise Night	Salt Lake
April 24	Jolly's Spring Fling	Brigham City
April 27	Garage Grill Cruise Night	Draper
April 28	Burger Stop Cruise Night	Layton
May 1	Classic Car Auction	Thanksgiving Point
May 1	Lake Powell Cruiser Car Show	Page, Arizona
May 5	Jordan Landing Free Cruise	Jordan Landing
May 10 7:00 PM	Meeting	5568 S Adams Avenue Washington Terrace, UT
May 14-15	UVU Car Show and Swap Meet	U.V.U.
May 16	Jelsco Car Show	Harrisville, UT
May 21-23	Good Guys Salt Lake Nationals	Utah Fair Park
May 25	Garage Grill Cruise Night	Draper
May 26	Burger Stop Cruise Night	Layton
May 27	Valley Fair Cruise Night	Salt Lake
June 2	Jordan Landing Free Cruise	Jordan Landing
June 5	Malad Car Show	Malad, ID
June 6	Picnic in the Park	Roy City Municipal Park
June 12	Sounds of Freedom Car Show	Layton Commons Park

June 22	Garage Grill Cruise Night	Draper
June 23	Burger Stop Cruise Night	Layton
June 24	Valley Fair Cruise Night	Salt Lake
June 26	Back to the 50s	Heber City

Items of Interest

PRESIDENT ELECT

The President Elect (for 2022) position is still open. The current presidency is seeking persons who may be interested in holding the position. If you have anyone you feel would fill the position or if you are interested in holding the position please contact President Dennis Thompson at DennisT30@ComCast.net.

WESTERN RADIATOR TOUR – MARCH 3, 2021 AT 4:30 PM

Western Radiator has kindly consented to provide a tour of their facility to us. They will receive us at 4:30 PM on Wednesday, March 3, 2021 at their facility at 3050 Pennsylvania Ave, Ogden, UT. Now is a great chance to see the magic they do when we send a radiator in for repair.

DUST-OFF TOUR

Date: Saturday, March 20 at 9:00 AM

Location: Start at the Ramblin Roads Restaurant, 1720 West 12th Street in Ogden, following breakfast there will be a self-guided tour at the Hill Air Force Base Museum which should take about two hours. We will meet in the lobby there following the tour and hold a cruise on the western part of the county.

Come and shake the dust off your car, give it a workout and if someone breaks down, we can award the new and improved Breakdown trophy created for us by Ray Wheelwright.

We will need an accurate count for the restaurant by March 18th, so look for an email the week before

MODEL A DAY

The Model A Ford Foundation anticipates Model A Day will be held this year in Hickory Corners, Michigan. The

[Http://beehivea.com](http://beehivea.com)

event was postponed last year because of the pandemic. The date has been set for September 17 & 18, 2021. Get your vaccine shots and travel arranged!

Who Has What Cars

Name	Year	Model	Notes
Dennis Thompson	1930	Cabriolet	68-B
Dennis Thompson	1930	Sports Coupe	50-B
Dirk Youngberg	1930	Tudor	55-B
Shawn Youngberg	1928	Closed Cab Pickup	82-A
Kevin Youngberg	1929	Fordor	Briggs 170-A
Kevin Youngberg	1929	Tudor	55-A
Ray Wheelwright	1930	Fordor	Murray 165-C, Early '30 Assembled in San Francisco
Randy Christiansen	1930	Fordor Town Sedan	Murray 155-C Built November 1930, Restored 1980

MEMBER NEWS



Dennis Thompson notified the membership Virginia Briscoe, Gene Briscoe's wife, passed away on February 16, 2021. She and Gene were active members of the club until Gene died in 2018. Our condolences to the Briscoe family.

The club will make a donation in her name to the Alzheimer's Association. We will also "pass the hat" at the March meeting to allow the membership to contribute.

OTHER MEMBER NEWS



Parts have been difficult to come by as the pandemic has affected supply on many items. Pictured is my brother, Shawn Youngberg, as he patiently awaits the shipment of his new set of steering spindles.

Facebook Beehive Model A's

Tech Corner

DECIPHERING FRONT AND REAR SPRINGS

Looking over my '29 Tudor I noticed there appeared to be a much shorter gap between the top of the front tires and the fender than my brother's truck. This led me to wonder about the front springs and do a little research. I learned the front spring normally has 10 leaves in it. According to the *Ford Service Bulletins* (page 510, November 1930), Ford put out a heavier 12-leaf spring (A-5310-B) for use in cars driven "where there are exceptionally rough roads and cars are subjected to unusually severe service." For normal driving on our modern roads the 10-leaf spring should be fine.

Over the 90+ years our cars and trucks have been around it's very possible the springs, both front and rear, have been modified. Over the years, springs could have been added or incorrect replacement springs could have been purchased. Counting the leaves in your springs is a good place to start. To really determine what you have you need to disassemble the front spring. USE A SPRING SPREADER to be safe, if you don't have one, borrow one.

Once the spring is out and disassembled you measure the length of the spring, end to end, across the top of the arch. The standard Ford Model A front spring set measures:

- #1= 34" X .230" thick
- #2= 32 1/8" X .220" thick
- #3= 27 7/8" X .220" thick
- #4= 24 1/8" X .220" thick
- #5= 20 5/8" X .175" thick has holes for clamps
- #6= 17 5/8" X .175" thick
- #7= 15 1/8" X .175" thick
- #8= 13 1/8" X .175" thick
- #9= 11 1/4" X .175" thick
- #10= 9 3/4" X .175" thick

[Http://beehivea.com](http://beehivea.com)

I have been unable to determine the spring layout of the 12-leaf heavy front spring. The above measurements were taken by L. Jones and are from original Model A spring, that appeared to be in good condition with all the paint and grease removed.

The rear springs are a little more complicated. Marco Tahtaras prepared a chart showing the correct rear spring specifications for the rears. He has kindly granted us permission to publish it here.

Follow the line colors for your vehicle's spring layout. The key for vehicle types are as follows:

A – **blue line** – is for body style 55A; 130A; 140, 295A (10 leaf) [Tudor, Delux Delivery and Town Cars].

B – **red line** – is for body style 35A and B; 45A and B; 49A; 50A and B; 68 A and B and 190A (8 leaf) [Phaeton, coupes, Fordor Steelback and Vicky]

C – **black line** – is for body style 40A and B (7 leaf) [Roadster]

D – **green line** – is for body style 60A, B and C; 130 A and B; 155A, B, C and D; 165A, B, C, and D; 170A and B; 255A (10 leaf) [Fordor Leatherback, Delux delivery, town sedan (Murray and Briggs) and Fordor (Murray and Briggs)]

E – **lite green line** – is for body style 76 A and B; 78A and B; 79A and B; 82A and B; 85A and B; 150A and B; 255 (10 leaf) [Pickup and Panel Delivery]

Mr. Tahtaras' chart is below. Use the key above to determine the correct springs.

Rear Spring Leaf Identification

Leaf position
Number

No. 10

No. 9

No. 8

No. 7

No. 6

No. 5

No. 4

No. 3

No. 2

No. 1

dummy

C

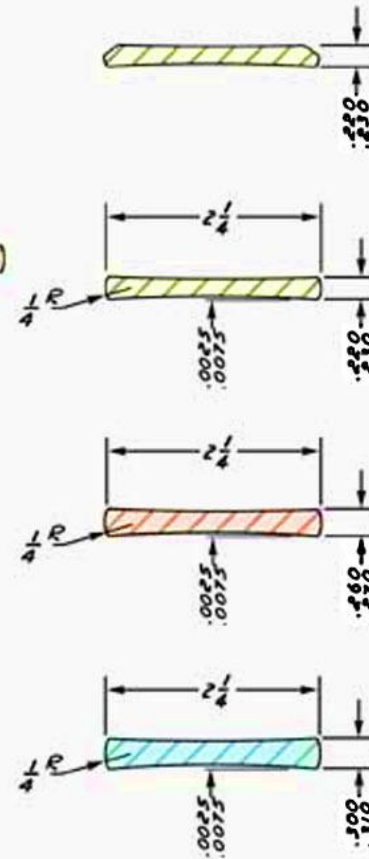
B

A

D

E

Spring Assemblies



©1999 Marco Tahtaras

Member Sales Corner

If you would like to place a free ad in the newsletter for Model A related items, please contact Kevin Youngberg at Beehiveas1@gmail.com

Randy Ropelato has located a 1931 Victoria that is being sold by a collector in the Salt Lake area. Anyone interested should contact Randy directly. If you don't have his contact information, please email Beehiveas1@gmail.com.

1929 Roadster

1929 Ford Model A Roadster, rumble seat. Brown with black fenders, this is an older restoration and needs the soft top replaced. Nice car! Asking \$15,000.00. Contact Randy Ropelato 801-731-3980.

1934 and 1935 V-8 Hubcaps

Two- sets of five stainless steel V-8 hubcaps. One set fits 1934 Ford and one set fits 1935 Fords. \$150.00 for each set of five. Contact Randy Ropelato 801-731-3980.

1928 Phaeton

1928 Ford Model A Phaeton, older restoration. Nice car! Asking \$24,000.00. Contact Randy Ropelato 801-731-3980.

Accessories Worthy of Your Truck

Tire Pressure Gauges, \$1.50
Either clock or plunger design with soft leather case. Easily read—guaranteed accuracy. Recommended tire pressure shown on gauges.

Quality Eight Day Clock, \$12.00
Rim wind, rim set, six jewel. Numerals and hands visible in darkness. Exceptionally accurate timekeeper.

Cowl Lights, \$7.00
Bright, rustless steel finish, unusually attractive. Complete with necessary fittings for installation.

Spring Covers \$3.00 Set
Protect springs from dirt and water—eliminate squeaks. Newly developed oil filled felt pad keeps springs properly lubricated and maintains their original easy riding qualities.

The Spotlight \$15.00
Throws a 3,000 foot beam of light. Instantly controlled: thrown up or down, sideways, or backward. On and off switch at the operator's thumb.

Spare Wheel Lock \$2.50
For use with cars equipped with well fenders. Bright rustless steel finish—sturdy construction throughout insures against theft.

Clutch and Brake Pedal Pads, 35c Set
High grade, long wearing, elastic rubber. Provides a cushioning effect when operating brake or clutch pedal.

Radiator Cap with Ornament, \$3.00
Represents quail in flight symbolizing quick getaway—unusually attractive. Ornament securely locks to radiator cap.

Motometer, \$5.00
Standard Boyce Junior Model Motometer complete with special locking radiator cap.

Front Bumpers, \$7.00
Attractive, highly polished, chromium plated. Protective and ornamental. Save many collision repair bills.

Rear Bumpers, \$8.00

An interesting old ad, unfortunately there is no date on it, but the prices look pretty good.

Sponsors



Murray Insurance Agency LLC

Matt Hadley, Sales Associate
Trevor Murray, Agent
1812 N 2000 W Suite 1
Farr West, UT 84404
801-786-0444
Trevor.Murray@American-National.com