



Rumbleseat Review

March 2019



Beehive A's - The Model A Club of Northern Utah

A Message from your Prez

Well another month has passed us by. Where does the time go? At least we are getting closer to some sunshine weather. You better be getting your rides ready for the touring season, almost time for some FUN! I would like to thank Henry Dominguez for his presentation on the Ford Motor Company. It was a great and interesting presentation!! We take a moment to pause to reflect on the passing of good friend and club member Jim Torghele and of the celebration of his life this March 15. And for those of you who already do not know, our prayers go out to the Berry family (Rick, Craig, Mike, and family) of the passing of their father last month!! Also make sure you make it to the next couple of month's meetings. We have some great presentations lined up. Don't miss them!! Come and Socialize!! Will see everyone at the meeting!! Your Prez Randy "Rope"

Jim Torghele Remembered

At last month's club meeting, we members gasped in surprised as we were informed that friend Jim Torghele passed away the previous Sunday, February 10th there with family at his side. Jim passed following complications from cancer treatment. He married Charlotte in 1967 some 51 memorable years ago. Jim loved time at home with his family, at their Bear Lake cabin, as well as his out and about fishing and hunting trips.



Charlotte and Jim Torghele



He worked on cars and valued spending time with his Model A friends. Jim was President of the Beehive A's Model A Club back in 2001 and served three more times as your Vice President. He drove a 1930 Deluxe Rumbleseat Roadster and a 1929 'A' truck purchased when he was a kid in high school. Jim attended several MAFCA conventions and was an undercarriage judge at one of them.

It was sad to hear this news. Anyone who found themselves in his presence for even a short period of time would be laughing for he was a gifted prankster and all done with a great sense of humor. He will be missed.

The family is planning a celebration of Jim's life on March 15, 2019 6-8 p.m. at the Comfort Suites Inn, 2250 South 1200 West here in Ogden.



Jim Torghelle at his Bear Lake cabin



Daughter Cheryl, 3 grand kids and Jim at Ogden's 24th July Pioneer Days Parade

Author speaks to the Beehive A's Club

Henry Dominguez and his book about *Edsel Ford*

Henry Dominguez graduated in automotive engineering here in Ogden at Weber State University. He sought to get a job with Ford in Detroit for he liked the design of their V8s of the 1930s and 40s. Ford was not hiring at the time so he sought out General Motors, worked and retired there after thirty years. He established a home and family



Henry Dominguez speaks of Edsel Ford



Edsel Ford

in Detroit and in his spare time followed his passion to learn more of Henry Ford and his son Edsel. His research over the years produced books about Henry Ford, the Ford dealerships, and two books about Edsel Ford.

He combed through the newspapers, documents, viewed historic newsreels, and interviewed several dozen eye witnesses to weave together in detail the book: 'Edsel - The Story of Henry Ford's Forgotten Son.' He wondered why a son of Henry Ford and the president of the Company for a quarter of a century had attracted no one's attention. His research ended up with this biography of Edsel Ford. Dominguez became essentially a historian of the Ford Motor Company.

A second book followed: 'Edsel Ford and E. T. Gregorie.' Here he characterizes the relationship between Edsel Ford and Mr. Gregorie as the company's first design chief as that of an artist. He analyzed how each model of the early Fords, Mercuries, and Lincolns were designed, based on first-hand discussions with Mr. Gregorie.

Upon retirement Henry returned to reestablish his roots here in Ogden where he was discovered by friends and classmates and as well invited to speak to our car club. He held us spellbound for an hour and a half with a visual presentation of Edsel Ford and his design chief Mr. Gregorie.



Henry will be giving a presentation on the last days of Henry Ford at April's club meeting. Who knew that we had such a patient, persistent talent residing right here in our own backyard.

It is with sorrow that we learn this past February of the passing of Rick and Craig Berry's dad Richard Berry, age 93 - an US Army Air Corps World War II veteran. We offer our condolences to the Berry family for their loss.

Beehive A's Northern Utah

2019 Officers MAFCA
 President: Randy Ropelato 801-731-3980
 Vice Pres.: Craig Berry 801-540-1174
 Pres. Elect: Rick Berry 801-645-8482
 Sec./Treas.: Jim Brown 801-497-6594
 Newsletter: Rich Kotter 801-782-4886
 MAFCA Club Reporter:
 Randy Christiansen 801-452-3392

****Club Meeting****

March 11 7:00 p. m.
 Pleasant Valley Library
 5568 S. Adams Ave.
 Washington Terrace




Tech Talk from MAFCA

TINY TIPS

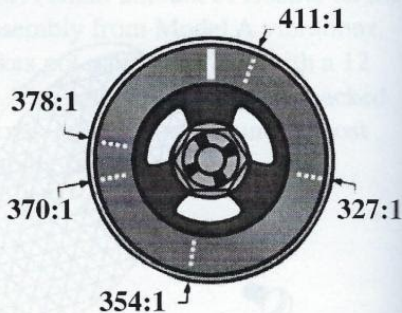
R

HOW TO DETERMINE YOUR REAR END RATIO

Here's one way to find out the ring and pinion ratio in your Model A. Park on a flat surface with several feet of clear space in front. Remove all four spark plus. Put a chalk mark on a rear tire at 6 o'clock as shown. Mark the front of the crank pulley at 12 o'clock. With the help of a friend, and the transmission in high gear, push the vehicle forward and watch the mark on the crank pulley. Count the number of times the mark on the pulley reaches 12 o'clock and stop when the tire mark is at 6 o'clock again. Note the position of the mark on the crank pulley. The mark you made will be at approximately the area of your gear ratio as shown.




With 411:1, the crank pulley will have made $4 \frac{1}{8}$ revolutions.
 The crank pulley will have made three complete revolutions, then a little past $\frac{3}{4}$ of a turn with a ratio of 3.78:1 (standard).



Submitted by Dan Ritt, Mt. Arab, Ohio
 Illustrated by Dick Lewis, Lawrenceburg, Indiana



Jim's technical tip
by Jim Cannon,
Radiator Hoses - Hard to Get On, Hard to Get Off!




For many years I had a hard time getting new radiator hoses on the engine to seal well. I would tighten the hose clamps to what I thought was reasonable, and they still seeped a bit of coolant. And years later, when I needed to remove the hoses, they seemed to be glued to the metal parts and I had to pry them off or cut them off.

A Master Mechanic shared his secret with me years ago. Apply a very thin coating of a specialized gasket dressing called "Hylomar AF" to the inside of the new hoses where they will contact the metal just before installing them. Install and rotate each hose back and forth, to spread the sealant out evenly. Now tighten hose clamps and you are done. It will not seep or leak. And years later when you need to remove the hose, it will come right off!

I get the Hylomar AF (Advanced Formulation) -- originally developed by Rolls Royce for their jet engines -- from an industrial supply place near me called W.W. Grainger. It's also available on Amazon and other places on the Internet. Compare prices because some places price it like it's gold!

There are several variants of Hylomar. You don't want the original "Hylomar Universal Blue" or the "Racing Formula". The Hylomar AF works best for our application. I also put a little on my oil drain plug threads, on the transmission and differential drain plugs, etc., to stop the drips. It gives a good seal but never hardens, so it's easy to take it apart later.

Have a Model A Day!
Jim



copywrite Frisco illustrationsOf.com/89401

PS/Quote:
The weakest part of a car is the nut behind the steering wheel.

&

Son, you've got a good engine, but your hands aren't on the steering wheel.

For Sale

Randy Christiansen has rebuilt water pumps and distributors. If interested call him at 801-479-8126.

Need a license plate or a gift for a friend? A 1931 Utah plate professionally restored by the Smith guy in Boise: \$125.00. One matching Horseless Carriage pair, used but in excellent condition. \$25.00. 1938 plate, repainted, looks good but metal slightly bent: Make me an offer. Contact Rich Kotter at 801-782-4886.




Marvin Jensen • Paul Jensen • Karl Glover

Jensen Auto Service, LLC

Complete Auto Repair
Custom Engine Rebuilding
3192 So. Midland Drive, Ogden, Utah 84401
(801) 621-4252
www.jensenautoservice.com

ORIGINAL & REPRODUCTION MODEL A PARTS



WEB SITE: WWW.MODELSTORE.COM
E-MAIL: PARTS@MODELSTORE.COM

BERT'S MODEL A CENTER

ORIGINAL & REPRO PARTS
ROUGH/OLD/TRADED

3560 Chestnut Place
Denver CO 80216
Open Tues - Sat

Phone: 303-293-FORD (3673)
720-377-0063
Toll Free: 1-800-321-1931
Fax: 303-484-7630

Steve Phil Alan