

www.HorseShowPatterns.com

www.HorseShowPatterns.com



www.HorseShowPatterns.com

- www.HorseShowPatterns.com

www.HorseShowPatterns.com

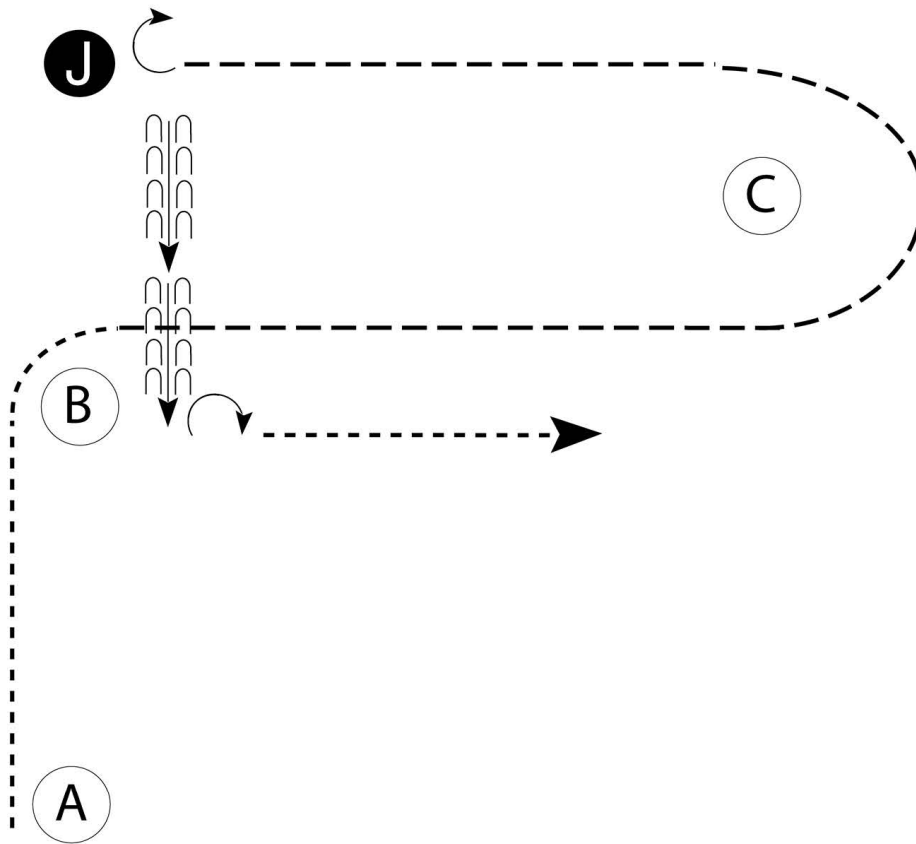
www.HorseShowPatterns.com

www.HorseShowPatterns.com

www.HorseShowPatterns.com

Four Beats for Pleasure Eastern NC Jubilee Showmanship Youth

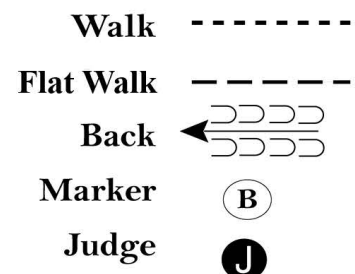
Show Date: 06-27-2025



Be ready at A.

1. Walk to and around B.
2. Flat walk from B, around C and to judge.
3. Stop and set up for inspection.
4. When dismissed, perform a 1/4 turn.
5. Back to B.
6. Turn 1/4 turn and walk to exit.

Follow the instructions of your ring steward.



[S/2-36]

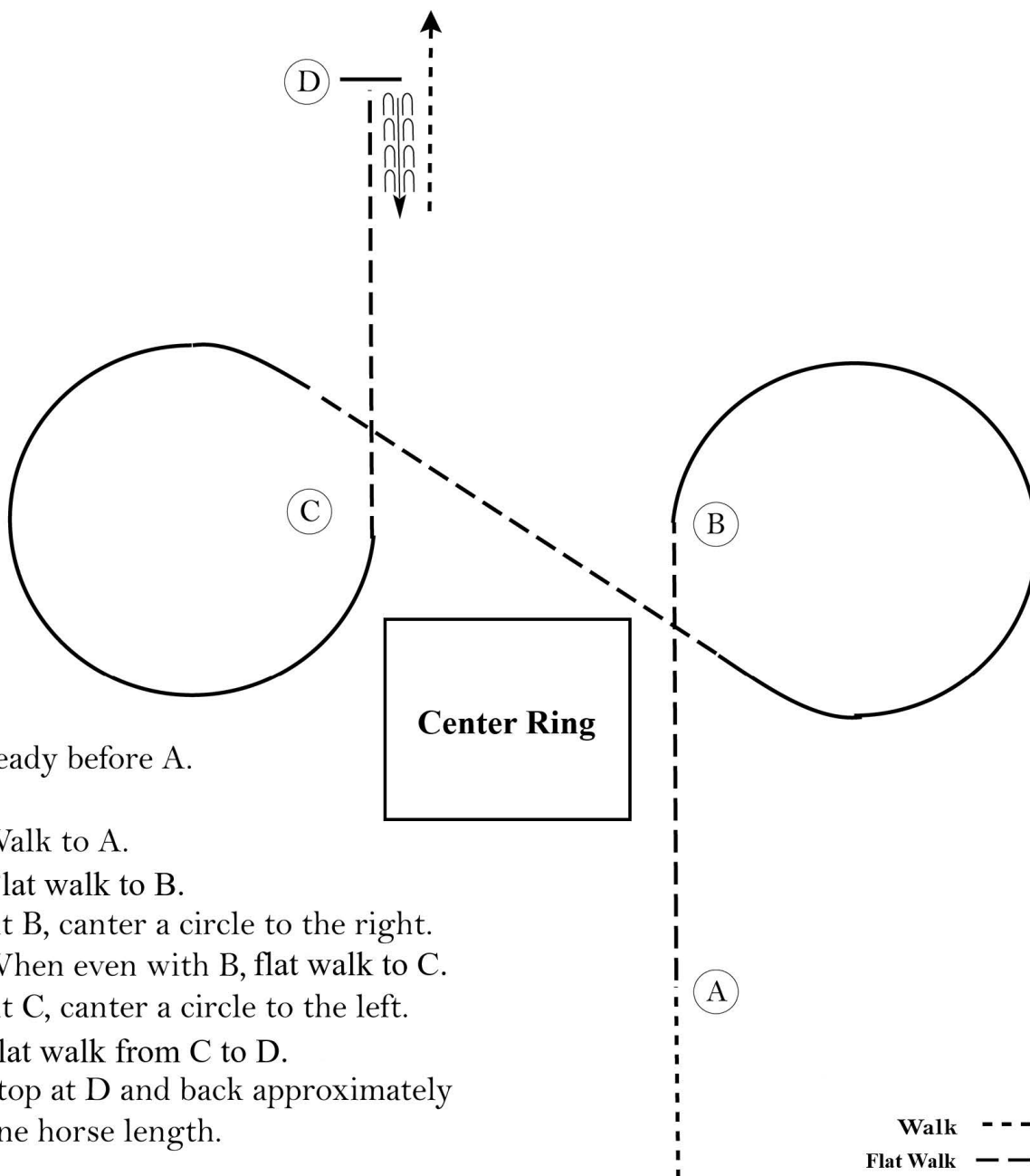
Pattern Provided by:
Alaina Cross

www.HorseShowPatterns.com

Four Beats for Pleasure Eastern NC Jubilee

Walking Seat Equitation 3 gait

Show Date: 06-27-2025

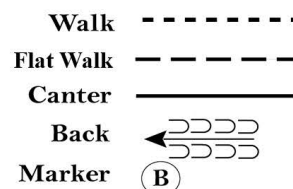


Be ready before A.

1. Walk to A.
2. Flat walk to B.
3. At B, canter a circle to the right.
4. When even with B, flat walk to C.
5. At C, canter a circle to the left.
6. Flat walk from C to D.
7. Stop at D and back approximately one horse length.

Exit at a flat walk.

Follow the instructions of your ring steward.



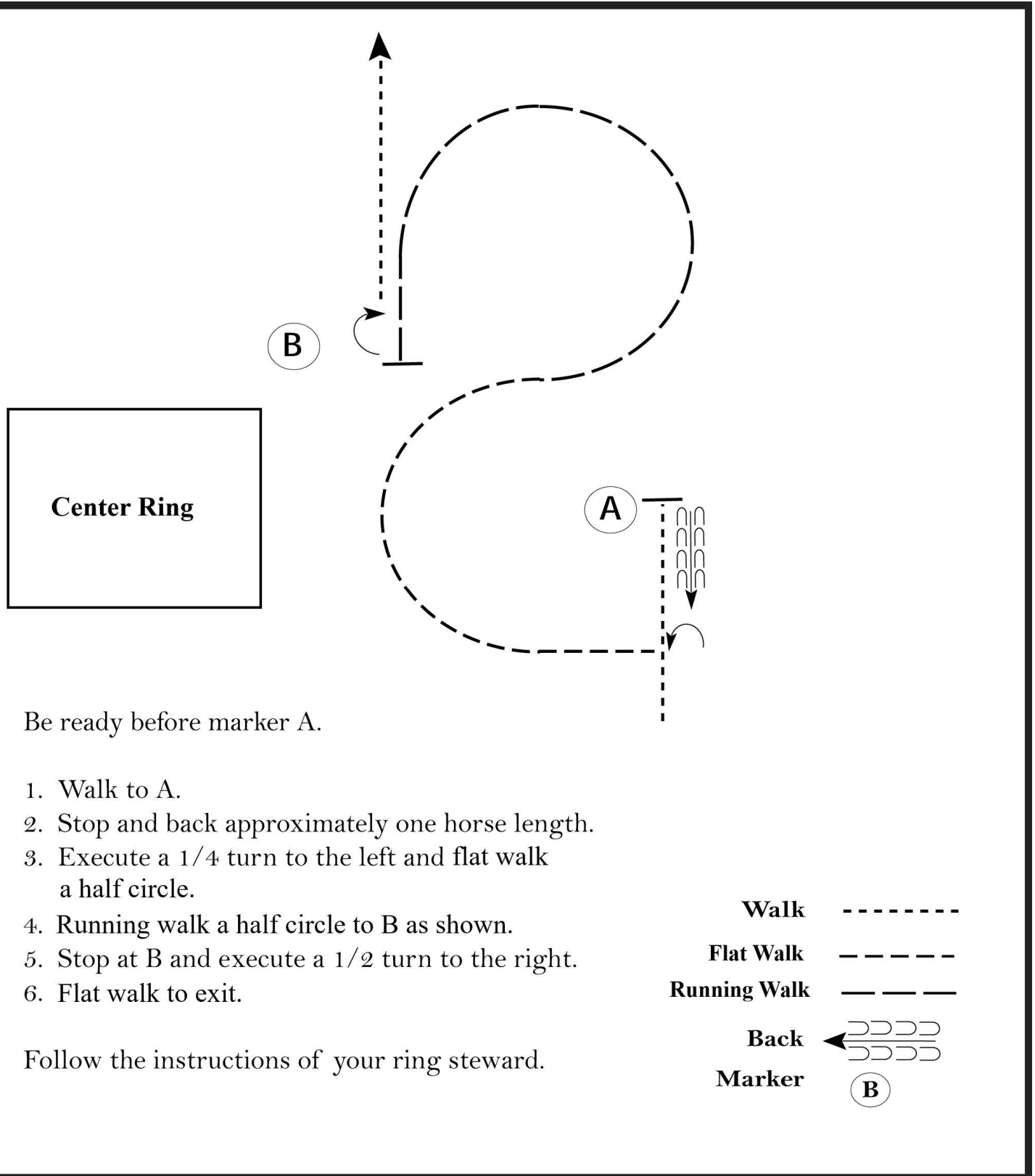
[HSE/1-41]

Pattern Provided by:

Alaina Cross

Four Beats for Pleasure Eastern NC Jubilee Stock Seat Equitation 2 gait

Show Date: 06-28-2025

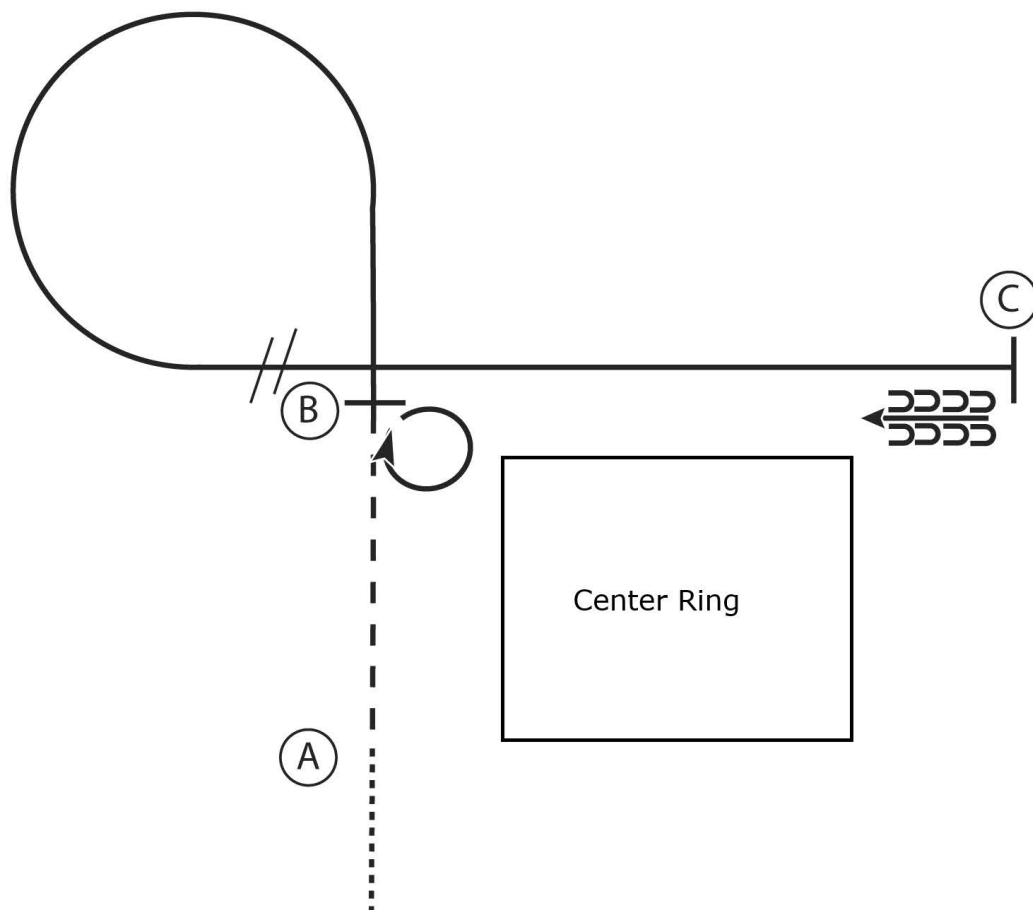


[WH/WT-68]

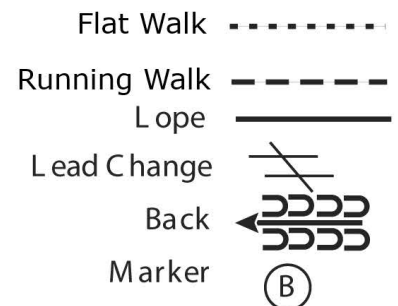
Pattern Provided by:
Alaina Cross

Four Beats for Pleasure Eastern NC Jubilee Stock Seat Equitation 3 gait

Show Date: 06-28-2025



1. Be ready before A. Flat walk to A.
2. At A running walk to B.
3. Stop at B and perform a 360 degree turn to the right
4. Lope a circle to the left
5. At B perform a lead change and continue to C
6. At C stop and back 5 steps



[WH/2-10]

Pattern Provided by:
Alaina Cross