

San Joaquin Valley Lapidary Society

Slab & Cab

March 2026



"Morro Rock"

Slab and Gab

President's Message:

March arrived before we could quite catch our breath—and then we were springing forward... and ZAM! it was over.

You know what they say: time flies when you're having fun.

The highlight of this month? The Wind Wolves Spring Festival, of course—and what a success it was!

Not just in turnout—but in presence. In visibility. In the way our club showed up, represented, and connected with the community. From fossils to grab bags to conversations shared under open skies, we didn't just participate—
We made an impression.

Every event like this expands our reach. It invites new hands into the craft, new eyes into the beauty of stone, and new energy into what we are building together.

And that is what this season is about.

Momentum.

Not rushed. Not forced. But real.

You can feel it in the shop progress.
You can see it in our events.
You can hear it in the conversations happening between members.

We are moving.

Steadily. Intentionally. Together.
Forward.

If February was about appreciation, then March is about activation—Taking everything we've honored, remembered, and strengthened—and stepping forward with it.

Step in. Show up. Bring a friend. Sign up for a demo. Visit the shop. Whatever your next move is—make it.

So whether you joined us at Wind Wolves, contributed behind the scenes, or are simply showing up meeting by meeting... know this:

You are part of something that is growing.

And like Morro Rock itself—rooted, enduring, and shaped by time—We are not going anywhere.

We are becoming something enduring—a collective legacy, a beacon, an icon—known simply as SJVLS.

With appreciation and forward momentum,

President
San Joaquin Valley Lapidary Society

President's Message

On The Cover: Morro Rock, Morro Bay, California

Aquamarine

St. Patrick's Day

Wind Wolves Reserve, Spring Festival

Birthday Spotlight

Rockin Recipes

Tips, Tricks & Rock Jokes

Poetry Rocks

Rock Your Craft

Whispering Whimsy – SJVLS Member Submitted Photography

Upcoming Gem and Mineral Shows

SJVLS Member Submitted Events

Board of Directors



The Arrivals Gate March 2026



A candid moment between the sitting V.P. and a likely future one.



ON THE COVER

MORRO ROCK. MORRO BAY, CALIF.

Formed approximately 23 million years ago, it is the last of the "Nine Sisters", a chain of ancient volcanic peaks that extend from San Luis Obispo to Morro Bay. Morro Rock is a massive volcanic plug at the entrance to Morro Bay, California, known as the "Gibraltar of the Pacific".

This historic landmark is also a significant bird habitat, especially for peregrine falcons.

A volcanic plug is the hardened core of an ancient volcano, composed of an igneous volcanic rock called "dacite".

Morro Rock stands 576 feet to its peak.

Upon its discovery, the landmark was named "El Morro" in 1542 by Portuguese explorer Juan Rodriguez Cabrillo.

Morro Rock was known as "Lisamu" to the local Chumash people, who considered it a sacred site.

Rock was quarried for harbor breakwaters and construction from the 1800's until 1963, which reduced its overall size.

Morro Rock was declared a state historical landmark in 1968.




Written By: Topher Coleman

Memento Coleman

AQUAMARINE

THE SAILOR'S STONE



The birthstone for March is the beautiful blue aquamarine, a gem whose name comes from the Latin *aqua marina*, meaning “water of the sea.” Its color ranges from pale sky blue to deep ocean blue — a fitting tribute to the waters that inspired centuries of legends.

Ancient sailors believed aquamarine was a treasure from the mermaids themselves. According to mythology, these stones washed ashore from mermaids’ treasure chests and were carried by sailors as protective talismans. It was said that aquamarine could calm rough seas, ensure safe voyages, and protect travelers from danger.

The stone was also believed to bring courage, clarity, and harmony. In medieval times, people thought aquamarine could rekindle love between married couples and promote honest communication.

Aquamarine is a variety of the mineral beryl, the same family that produces emeralds. Some of the largest and most beautiful crystals have been discovered in Brazil, Pakistan, and Madagascar, and fine specimens can grow impressively large.

With its tranquil color and legendary past, aquamarine reminds us of the timeless connection between the earth’s treasures and the stories humans have told about them for centuries.

So the next time you see a piece of aquamarine, imagine it catching the sunlight on the open sea — a little piece of ancient ocean mythology captured in stone.

Submitted by Gerald Capps



St. Patrick's Day



And how it ties into Rockhounding

St. Patrick's Day might be known for shamrocks and pots of gold, but here in California, rockhounds know the real green treasures are hiding right under our boots.

Take serpentine, for example. It's not just a pretty green rock—it's actually California's official state rock. You can find it all over the state, from road cuts to hillsides, and once you learn to recognize that rich green color, you start seeing it everywhere. It's basically California's version of the shamrock.

If you head toward the coast near Big Sur, there's also the chance of finding Nephrite Jade along the beaches. Wave-tumbled jade has been discovered there for years, and spotting a smooth green piece in the surf feels a little like finding your own pot of gold.

Then there's epidote, with its pistachio-green crystals that often grow alongside quartz. It's one of those minerals that makes you stop and take a second look when the sunlight hits it just right.

And for the serious mineral lovers, vesuvianite (idocrase) can show up in beautiful green crystals in some of California's metamorphic rocks. Not exactly something you find every day—but that's part of the fun of rockhounding.

The truth is, California is full of green stones if you know where to look. So this St. Patrick's Day, while others are searching for a lucky four-leaf clover, rockhounds know the real luck might just be a flash of green mineral catching the sunlight on the trail.




Submitted by: Gerald Capps





Wind Wolves Preserve Continued


It was a busy weekend for sales, and Lisa and Hannah and others handled everything like champs with this. The grab bags, a new addition this year, were also a big hit with the kids and added to the excitement at the booth.



We had strong engagement at the booth, including visits from park rangers and Smokey the Bear. Our sign-up sheets reflected new interest in the club, as well as enthusiasm for Leslie's Rock Cycle presentation. Additionally, Ashley and Galen made valuable connections with other organizations, opening up potential opportunities for SJVLS to collaborate and host booths at future events.




Wind Wolves Preserve Continued



Sunday was a bit slower-paced, but the cooler temperatures made it especially enjoyable. Everyone had a chance to get involved—whether it was experimenting with magnets, teaching others about the rock cycle, or encouraging hands-on exploration of rocks, fossils, and other specimens. People naturally rotated between helping at the booth and taking breaks to wander, relax in the shade, or connect with others.

Overall, it was a fantastic weekend at Wind Wolves, and I'm already looking forward to seeing how it evolves next year. Up next: Garden Fest in April!



Written By: Michelle Coleman



March Birthstones



Aquamarine and bloodstone, March's two birthstones, are very different when it comes to appearance, but they share a similar reputation for protecting one's well-being. The aquamarine birthstone evokes the colors of the sea. From deep green-blue to light, slightly greenish blue hues, faceted aquamarines are often free from inclusions and as clear as water, symbolizing purity of spirit and soul. The bloodstone birthstone is typically a dark-green cabochon that contains red spots of iron oxide, the "blood" that brings health and strength to the wearer.

Fun Facts about people born in March

- People born in March are often a mix of creative, imaginative and emotional
- Many are usually determined, courageous and passionate about pursuing their goals
- Most born in early March are empathetic, compassionate and intuitive, those born in late March are energetic, motivated and adventurous
- March babies tend to be taller than their peers

The Daffodil is March's Flower



Narcissus is a genus of predominantly spring flowering perennial plants of the amaryllis family, Amaryllidaceae. Various common names including daffodil,^{[[Note 1](#)]} narcissus (plural narcissi), and jonquil, are used to describe some or all members of the genus. The species are native to meadows and woods in southern Europe and North Africa with a centre of diversity in the Western Mediterranean. Both wild and cultivated plants have naturalised widely, and were introduced into the Far East prior to the tenth century

SJVLs March Birthdays

Gerald Capps - March 6th
Nancy Young - March 16th
Lew Helfrich - March 18th
Rosa Gonzales - March 24th



ROCKIN' RECIPES




Turkey Taco Soup

- 1 lb of lean ground turkey
- Large onion (diced)
- 16 oz can kidney beans (undrained)
- 16 oz can black beans (undrained)
- 16 oz can pinto beans (undrained)
- 16 oz can canned corn (undrained)
- 15 oz can tomato sauce
- 15 oz can stewed tomatoes
- 1 can Rotel w/green chili's (undrained)
- 1 cup of water
- 4/5 oz can green diced onion
- 1 package of taco seasoning
- 1 package of ranch dressing mix

Cook ground turkey, onions, chilis together in a pot until turkey is no longer pink, then drain any excess liquid.

Once that is complete add all of the other ingredients and simmer for 30 minutes.

Recipe submitted by Angel Conrad



Polishing Tip:

If your cabochons aren't getting that mirror shine, try spending a little extra time on the pre-polish stage. Many polishing problems actually start earlier in the sanding process. Removing every scratch before the final polish makes all the difference



Rockhounding trick:

Use a spray bottle to reveal colors, searching for a waxy, translucent luster (for agates), and checking for contrasting colors in dirt

Rock Tumbling Tip:

To achieve perfectly polished stones, fill your rock tumbler barrel 2/3 to 3/4 full with a mix of rock sizes, using water just below the top layer of rocks. Use consistent hardness, run stage one for 7–12 days until smooth, and meticulously clean rocks/barrel between stages to avoid scratch contamination




Rockhound Jokes:

Why do rockhounds make terrible thieves?
Because they always take things for granite.

You Know You're A Rockhound If ...

Your garage is so full of rocks that the car won't fit in



Poetry Rocks



Written by Kitty Lou

Rocks In My Head

My Brother said, I had rocks in my head
I swear, he did, that's what he said
I told him that it wasn't true
There might be some rocks in my shoe
Perhaps a few more in my rocket
Always have some in my pocket
A tiny pile under my bed
But absolutely none in my head!

Rock your Craft

Materials required :
Shadow box
Gemstones
Hot glue gun and sticks
A photo of your choice
Hammer
Ziploc bag(Optional)
Foamboard pieces
Any thick cardboard piece
Double sided tape



From the collection of gemstones you have, separate the stones that fit into a shadow box and those which are big in size..

Step 1: Take the cardboard piece or the paper that came with the shadow box and use that as a template to trace a background board(Whatever you are using, either a cardboard or poster board). You can use the piece of cardstock that came in the box and added a piece of poster board for extra strength. Make sure the cardboard or whatever you use as a background should be thick enough to hold the stones at the same time you should be able to close the shadow box.(Especially if it is back opening)

Step 2: Decide the layout you are going to use and trace the area where you are going to glue the stones and where the photo is going to go using a pencil. In the picture the photo is attached, so a 7" square was traced in the middle of the 9" board, allowing 2" on all sides for the stones in the center.

Step 3: Arrange the gemstones on the frame. Fill the gaps between the gemstones using normal stones.

Step 4: Once you are happy with the layout of the stones make sure everything fits in the shadow box. While you assemble the whole thing in the shadow box you have to account the little space on the edges. Moved the stones a bit inside so that everything fits inside the frame.



Step 5: Now glue each stone in its place using hot glue. Start with big stones. Once you glued all the big stones, just flip the board so that all the small stones fall down, you can then fill the gaps as desired. You a tweezer to maneuver small stones into the spaces.

Step 6: Once you glued all the stones, cut two foam boards of size 5"X5" and glue to the center. This is done to elevate the picture from the center. This step is totally up to you. If you want the photo to be at the same level as the stones, you can glue the photo first and then the stones. Use double sided tape to glue the photo to the foamboard. Carefully assemble the whole thing into the shadow box and secure the back with the sliders that came with the box. That's it !! You're done.

The Whispering Whimsy

Pictures taken by SJVLS Members

Pictures submitted by Jan Lockhart, Michelle Coleman, Galen Dukes, Topher Coleman and Cristian Baltazar



Submit yours to: tophercoleman@hotmail.com

Upcoming Gem and Mineral Shows

Joshua Tree Gem & Mineral Show – 4/1 to 4/5. Located Joshua Tree Lake & RV Campground, 2601 Sunfair Rd, Joshua Tree, CA 92252

Pearblossom Gem Show – 4/10-4/12 from 9am to 5 pm at The Outpost, 34141 116th St East, Pearblossom, CA 93558

El Dorado County Rock & Gem Show – 4/11-4/12, 10 am to 5 pm, at El Dorado County Fairgrounds, 100 Placerville Dr, Placerville, CA

Mariposa Gem & Mineral Show – 4/11 (10 am-5 pm) to 4/12 (10 am-4 pm), Mariposa County Fairgrounds, 5007 Fairgrounds Rd, Mariposa, CA

Conejo Gem & Mineral Club – 4/18 (10am - 5 pm) and 4/19 (10am - 4 pm), Borchard Community Center Park, 190 N. Reino Rd, Thousand Oaks, CA 91320

Contra Costa Crystal Fair – 4/18-4/19 at the Civic Park Community Center, Walnut Creek CA 94596

Santa Lucia Rockhounds Rock & Gem Show – 4/25-4/26 - Atascadero Colony Park Community Center, 5599 Traffic Way, Atascadero, CA 93442

Paradise Club's Gem & Mineral Show – 4/25-4/26 – Mechoopda Event Center, 149 Openshaw Rd, Butte Valley, CA 95965

Santa Cruz Gem & Jewelry Show – 4/25-4/26 – Santa Cruz Civic Center, 307 Church St, Santa Cruz, CA 95060

Searchers Gem & Mineral Show – 4/25-4/26 - Brookhurst Community Center, Anaheim, CA 92801



SJVLS MEMBER SUBMITTED EVENTS



Purpose at Panorama Volunteer Opportunity - BZP Bakersfield

Date and Time
Multiple times · Apr 11 - Jun 13, 2026 · See below

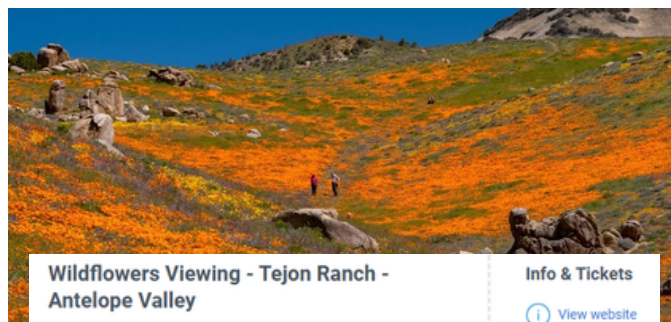
Address
Panorama Vista Preserve
901 E Roberts Ln, Bakersfield, CA

Info & Tickets

[eventbrite.com](#)
[View website](#)



Scan to view on mobile phone



Wildflowers Viewing - Tejon Ranch - Antelope Valley

Date and Time
Apr 4, 2026 · Sat, 9:00 AM - 11:00 AM (PDT)

Address
Tejon Ranch (Exact location will be provided to registrants)
300th St W, California 93536, USA

Info & Tickets

[View website](#)



Scan to view on mobile phone



2026 Earth Day 661 Festival

Date and Time
Apr 18, 2026 · Sat, 10:00 AM - 3:00 PM (PDT)

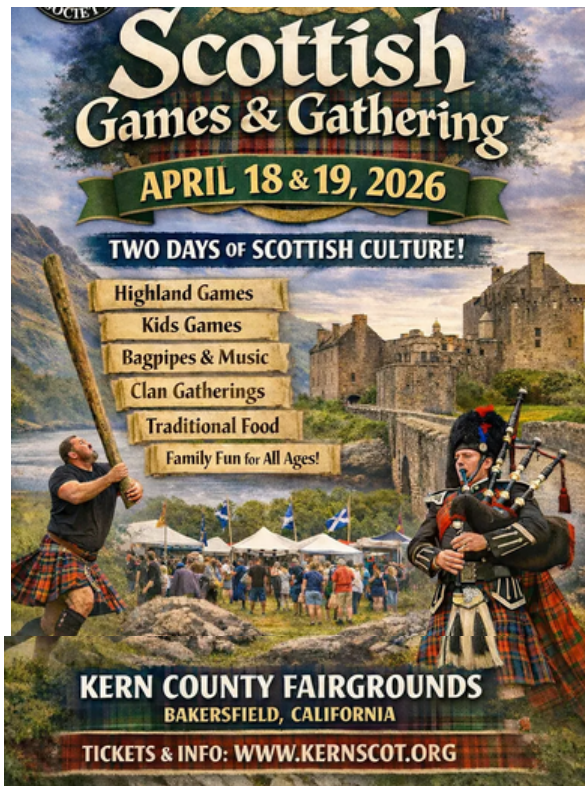
Address
Beach Park
3400 21st St, Bakersfield, CA

Info & Tickets

[eventbrite.com](#)
[facebook.com](#)
[View website](#)



Scan to view on mobile phone



Edible Schoolyard
KERN COUNTY

APRIL 11, 2026

9:00AM - 1:00PM

BUENA VISTA EDIBLE SCHOOLYARD

PLANT SALE

2026



Come enjoy some Celtic Music at Dagny's Coffee Shop on the 4th Wednesday of every month from 6-8 pm.
1600 20th Street



Kern County Library Easter Egg Hunt
Southwest Branch Library
Friday, April 3rd from 3 pm-5 Pm

Submit your event to Michelle Coleman at chellecoleman.mc@gmail.com

2026 San Joaquin Valley Lapiary Society Board Of Directors

CRISTIAN BALTAZAR
President

T: president.sjvls@gmail.com
E: (661) 472-4563

ASHLEY PENNER
Vice President

T: (316) 249-7204
E: vpsjvls@outlook.com

JAN LOCKHART
Secretary

T: (661) 333-3975
E: lockhart.janice26@gmail.com

LISA WITTHANS
Treasurer

T: (661) 342-4425
E: sbrlisa@yahoo.com

PAULA SCHEIDEMAN
CFMS Representative

T: (661) 437-5996
E: paulawillisscheideman@yahoo.com

BERNIE BENTSEN
Field Scout

T: (661) 496-7393
E: bentsenbab@gmail.com

MICHELLE COLEMAN
Newsletter Editor

T: (661) 364-1720
E: chellecoleman.mc@gmail.com

TOPHER COLEMAN
Director

T: (661)364-9690
E: tophercoleman@hotmail.com

GERALD CAPPS
Director

T: (661) 472-3788
E: geraldscapps@gmail.com

SALEM JOHNSTON
Director

T: (661) 699-5098
E: cameron.johnston531@gmail.com

