



Husqvarna®

# Products and Services for Tree Care Professionals



NEW

T542i XP® and 542i XP®

**World's first  
battery chainsaws  
with a clutch.**





# Husqvarna DNA.

Excellence is ingrained in your DNA, and it's ingrained in ours as well. We understand your unwavering dedication to your craft, and we share that same level of commitment when it comes to developing innovative products and technologies for the advancement of arboriculture. Together, we are taking tree care to new heights.

We offer a comprehensive range of essential tools for arborists. Our reliable and trusted products simplify your workday and enhance your productivity.

READ MORE ON PAGES 4-5

## New for 2024

We are expanding our electrifying lineup to include two new chainsaws and an advanced communication system. The T542i XP® and 542i XP® ushers in a new era of battery technology as the first battery-powered saws to feature a clutch. Plus, elevate your team's communication with our new X-COM Active and X-SYNC systems.







## Table of Contents

<b>NEW FOR 2024</b>	<b>4</b>	
<b>ARBORIST ESSENTIALS</b>	<b>8</b>	
<b>CHAINSAWS</b>	<b>10</b>	
<b>BATTERY CHAINSAWS</b>	<b>12</b>	
<b>GAS CHAINSAWS</b>	<b>14</b>	
<b>CHAINSAW CUTTING EQUIPMENT</b>	<b>20</b>	
<b>POLE SAWS</b>	<b>22</b>	
<b>BLOWERS</b>	<b>24</b>	
<b>PERSONAL PROTECTIVE EQUIPMENT</b>	<b>28</b>	
<b>FUEL AND LUBRICANTS</b>	<b>32</b>	
<b>BATTERIES AND CHARGERS</b>	<b>34</b>	

READ MORE ON PAGES 14-19

### A legendary lineup

Learn more about our full lineup of professional gas-powered chainsaws.



Husqvarna conducts continuous product development and reserves the right to change designs, specifications, technical data and equipment levels without prior notification. As an operator you are responsible for the proper use of our products and so you should read and understand all instructions and warnings in the operator manuals before using the products. Consult your dealer about the equipment and performance of our products in your country, as this can vary per country. Regarding protective clothing and safety equipment, design and use of reflective clothing, carefully check the legal requirements in your country. Reasonable steps are taken to ensure that technical data is up-to-date at the time of publication. We cannot accept responsibility for printing errors.

**NEW****T542i XP® and 542i XP®**

# Another game-changing chainsaw innovation.

Introducing the world's first battery chainsaws with a clutch. Stay in the cut longer thanks to added torque and exceptional cutting performance – up to 10% more cuts than our (T)540i XP®. Feels like gas, performs like gas, but with all the benefits of battery.



## Restart with a head start

When the chainsaw comes to a stop in a tree or log, you can restart without the need to fully remove the bar and chain from the cut, enhancing the productivity and efficiency of your workday.

## Powerful kick-start energy

Our centrifugal clutch design redefines standards for battery-powered performance equivalent to that of a 40cc gas engine.

## Benefits of Battery

No more gas, air filters and expensive engine repairs! The T542i XP® and 542i XP® start on command, operate seamlessly, and require minimum downtime for maintenance. With an IPX4 rating, these saws operate in most weather conditions.





**NEW****X-COM Active and X-SYNC**

# Take communication to new heights!

X-COM Active sets a remastered standard for communication, whether you're working aloft or on the ground. Experience the remarkable difference when you engage with this intuitive platform designed to meet the specific needs of tree care professionals.

X-SYNC comes equipped with Bluetooth®-capable hearing protection, designed for even the toughest job sites. Easily connect to a Bluetooth® device or stream FM radio with the plug-and-play setup. Purpose-built to last, X-SYNC headsets are the perfect accessory for any outdoor professional.



## X-COM Active

### A connected jobsite

- ✔ Work with confidence, knowing your entire team is connected through private channels.
- ✔ Instantly relay crucial information across the jobsite, eliminating the risk of costly misunderstandings.
- ✔ Our technology connects up to two Bluetooth devices while prioritizing X-COM channels for up to 10 teammates.

### Exceptional durability

- ✔ We're at the forefront of technology designed exclusively for tree care professionals.
- ✔ Our wiring and microphone systems are purpose-built for tree care, characterized by their robustness, ease of installation, and durability.

### Maximum productivity

- ✔ All-day battery life to stay connected throughout the day.
- ✔ Noise canceling headphones reduce background noise.





NEW

562 XP® Mark II

## A 60cc powerhouse that's made for movement.

No matter how difficult the job, the all-new 562 XP® Mark II is easy to handle, tough to beat. This chainsaw has been developed alongside professional users, combining our expertise in tree care and engineering to design a product that dominates in even the most challenging work environments. The result is a new generation of Husqvarna chainsaws that offers effortless handling and performance.



**MANEUVERABILITY****Easy to handle**

Engineered for movement, the ergonomic design of the 562 XP® Mark II offers unbeatable handling and maneuverability.

**NEW ENGINE DESIGN****Tough to beat**

An innovative redesign of a legendary workhorse, the 562 XP® Mark II is more dependable and durable thanks to a new engine design.

**RELIABILITY****Reliable performance,  
Maximum productivity**


With our latest innovation in starting technology, AutoTune™ 3.0 enables simpler starting and ensures peak performance even in the toughest work environments.



## ARBORIST ESSENTIALS

# Up Early. Down Safely.

It takes more than just chainsaws to get the job done. That's why we've partnered with some of the most respected names in the industry to develop a comprehensive ecosystem of arborist essentials ensuring comfort, versatility and durability to tackle the most demanding workdays.



ARBORIST TOOLS  
AND TREE CLIMBING  
EQUIPMENT

Scan to learn more

NEW



## FRICTION SAVER

- Adjustable cambium saver for frictionless anchoring
- Ships ready-to-use with integrated prusik and retrieval cone



## 70L GEAR BAG

- Multiple storage pockets – including first-aid
- Multiple handles on top and sides
- Internal daisy chains
- Includes side opening



## 7m WORK POSITIONING LANYARD

- All-in-one system
- Steel thimble loop for versatility
- One-hand adjustment

NEW



## BAR COVERS

- Improved design
- Tighter fit and better locking
- Included with all pro saws up to 28"



## CLIMBING HARNESS

- Multiple adjustable straps
- Soft back padding and adjustable leg loops
- Double rope bridge and multi-layered webbing
- One size fits most



## 29" ANTI-SHOCK CHAINSAW STRAP

- Pre-treated elastic webbing
- Exceptional friction resistance
- Integrated aluminum ring



## MINI CARABINERS

- Husqvarna-branded
- High-quality, lightweight material
- 3-pack



**KALIX CLIMBING ROPE**

- 16-strand construction
- Polyester over nylon core
- High abrasion resistance
- ½" diameter
- 8,260 lb tensile strength
- 6,740 lb MBS rating

**AVAILABLE IN:** 120', 150', 200'

**28 L ROPE BAG**

- Holds up to 250' of ½" rope
- Cinched top
- External daisy chains
- Covered top handles

**OVAL CARABINER**

- Promotes even loading
- Strong, lightweight aluminum
- Double-locking twist lock gate
- CE Certified per EN 362:2004/B

**4" ARBORIST WEDGE**

- Rugged, high-impact design
- ABS plastic

**STRYKA CLIMBING ROPE**

- Double-braid construction
- 24-strand polyester sheath
- Minimal elongation
- Easy knotability
- Works for single and double rope climbing
- 6,744 lb MBS Rating

**AVAILABLE IN:** 120', 150', 200'

**30" EYE-N-EYE PRUSIK**

- Polyester/aramid cover with polyester
- High abrasion and heat resistance
- Excellent rope interface
- Works well with hitch climber pulleys

**D-SHAPE CARABINER**

- Positions load at strongest axis
- Strong, lightweight aluminum
- Double-locking twist lock gate
- CE Certified per EN 362:2004/B

**4.5" CHAINSAW HOOKS**

- Rugged, durable design
- Optimized for T540 XP®, T540i XP® and T535i XP®

**2-IN-1 SAFETY LANYARD**

- Double-action aluminum snap hooks
- Sewn eye terminations
- Blue core alerts to damage and wear
- 16-strand construction
- High abrasion resistance
- 10' / 3 m

**CHAINSAW STRAP**

- Elastic design
- 20" when relaxed
- 49" fully stretched

**HMS/ “PEAR” SHAPE CARABINER**

- High capacity
- Strong, lightweight aluminum
- Double-locking twist lock gate
- CE Certified per EN 362:2004/B

**CHAINSAW EYELET**

- Connects saw to chainsaw strap
- Includes overload release

**THROW LINE CUBE**

- Keeps throwline tangle-free
- Collapsible, foldable design
- 16"

**180' THROWLINE**

- High-strength, low-stretch Dyneema® fiber
- Abrasion resistant with urethane coating
- 1.75 mm
- 560 lb tensile strength

**THROW WEIGHTS**

- Durable Cordura fabric
- Easy to attach
- Orange for added visibility

**AVAILABLE IN:** 8 oz, 10 oz, 12 oz, 14 oz



**NEW**

**POWER ASCENDER**

- Mid-line attachable
- Remote-controlled or locally operated
- Works with Husqvarna 40V batteries
- 400 lb capacity





## HUSQVARNA PROFESSIONAL CHAINSAWS

# Ingrained in our DNA.

At Husqvarna, our chainsaws are designed in collaboration with professional users. We take time to understand the challenges of your workday and ensure the products that we offer maximize your productivity.

**X-TORQ® ENGINE** Provides lower fuel consumption and reduced emissions

**AUTOTUNE™** Automatically compensates for different fuels, altitude, humidity, temperature and air filter conditions

**LOWVIB®** Anti-vibration dampeners absorb motion

**MAGNESIUM CRANKCASE** Withstands high RPMs and tough professional use

**AIR INJECTION™** Removes larger dust and debris particles before reaching air filter

**SLIM BODY DESIGN** Makes the chainsaw easy to handle in any situation

**FELLING SIGHT** Molded into body for easy directional guidance

**TRANSPARENT FUEL INDICATOR** Quickly check fuel level

**ADJUSTABLE OIL PUMP** Customize chain lubrication for any application

**SNAP-LOCK COVER** Toolless access saves you time when servicing and cleaning

**FLIP-UP TANK CAPS** Easy to open and secure firmly, even with gloves

**X-CUT® CHAIN** Designed to optimize the performance of your Husqvarna chainsaw






# The **XP** Difference: It's what's inside that counts.

Husqvarna XP® chainsaws set a higher standard for performance. Equipped with a comprehensive suite of chainsaw features that exist in a class all their own, XP® chainsaws offer more power, more output, and better power-to-weight when compared to our non-XP® saws. Experience legendary productivity with the XP® difference.

**LARGER TRANSFER PORTS** Creates faster acceleration and higher torque when you need it

**TUNED IGNITION COIL** Delivers higher maximum RPMs for a higher chain speed

**OPTIMIZED POWER BAND** Delivers more torque within a specific RPM range



PROFESSIONAL CHAINSaws

Scan to learn more



## BATTERY SERIES

# Convenient power without compromise.

The future is electric, and Husqvarna is leading the charge. We've dedicated years to the development and advancement of our battery technology for professional users.



## All battery chainsaws feature

- Brushless E-TORQ motor
- savE™
- Intuitive keypad
- IPX4 rating (weatherproof)



## 40V ecosystem

With our common battery platform, you have the flexibility to interchange our batteries, chargers, and accessories as needed, with the confidence that they will work seamlessly together. Whatever your job site requirements, our battery system is designed to work for you.

## Reliable performance

Our professional range of battery-powered chainsaws are game-changers. Offering exceptional power-to-weight ratios combined with impressive cutting capacity and performance, they rival their gas-powered counterparts.

## Easy user interface

Featuring convenient start/stop functions coupled with a user-friendly keypad and intuitive user interface that clearly displays battery status, we have designed our battery tools to maximize your productivity.



## Work rain or shine

Thanks to a purposeful and rigorously-tested design, our battery machines fulfill IPX4 – a strict weather protection classification standard for electronic products.



## TOP-HANDLE CHAINSAW

**T542i XP®** **NEW**

.325" mini  
 12-16 in 5.6 lbs

This 40V battery-powered top-handle chainsaw is the world's first top-handle battery chainsaw with a clutch. The T542i XP® delivers added torque and power output equivalent to 40cc gas engines. Ideal for tree care professionals and climbing arborists, this saw has an IPX4 rating for use in rain or shine. And proprietary active cooling technology delivers more consistent power and helps extend battery life. Combined with our X-PRECISION™ guide bar and SP21G chain, this saw feels like gas, performs like gas, but has all the benefits of battery.

- Centrifugal clutch
- Convenient restart
- Brushless E-TORQ motor
- savE™
- Intuitive keypad with battery status
- Weatherproof (IPX4)
- 40cc class cutting performance

## TOP-HANDLE CHAINSAW

**T540i XP®**

.325" mini  
 12-16 in 5.51 lbs

A powerful top-handle battery powered chainsaw with impressive power output – on par with a professional 40cc gas chainsaw. Ideal for tree care and climbing work thanks to excellent ergonomics and low weight. Features advanced user interface with battery status and start/stop, excellent ergonomics and provides user-friendly balance and maneuverability. Needs to be powered with BLi300 or BLi200X battery for full performance.

- Brushless E-TORQ motor
- savE™
- Intuitive keypad with battery status
- Weatherproof (IPX4)
- 40cc class cutting performance

## TOP-HANDLE CHAINSAW

**T535i XP®**

.325" mini  
 12 in 5.29 lbs

A very lightweight and powerful, battery-powered top-handle chainsaw. Ideal for crown reduction and smaller tree removals. Features excellent ergonomics, high chain speed and all the comfort of battery power, with a power output equivalent of a 35cc gas chainsaw.

- Brushless E-TORQ motor
- savE™
- Intuitive keypad
- Weatherproof (IPX4)
- 35cc class cutting performance

## REAR-HANDLE CHAINSAW

**542i XP®** **NEW**

4.7 hp 3/8" in  
 14-16 in 6.8 lbs

This 40V battery-powered rear-handle chainsaw is the world's first rear-handle battery chainsaw with a clutch. The 542i XP® delivers added torque and power output equivalent to 40cc gas engines. Ideal for tree care professionals and arborist ground crews, this saw has an IPX4 rating for use in rain or shine. And proprietary active cooling technology delivers more consistent power and helps extend battery life. Combined with our X-PRECISION™ guide bar and SP21G chain, this saw feels like gas, performs like gas, but has all the benefits of battery.

- Centrifugal clutch
- Convenient restart
- Brushless E-TORQ motor
- savE™
- Intuitive keypad with battery status
- Weatherproof (IPX4)
- 40cc class cutting performance

## REAR-HANDLE CHAINSAW

**540i XP®**

.325" mini  
 14-16 in 6.39 lbs

A rear-handle battery powered chainsaw with impressive power output – on par with a professional 40cc gas chainsaw. Ideal for tree removal and thinning as well as for arborist groundcrew work. Features advanced user interface with battery status and start/stop, excellent ergonomics and provides user-friendly balance and maneuverability. Needs to be powered with BLi300 or BLi200X battery for full performance.

- Brushless E-TORQ motor
- savE™
- Intuitive keypad with battery status
- Weatherproof (IPX4)
- 40cc class cutting performance


## REAR-HANDLE CHAINSAW

**535i XP®**

.325" mini  
 14 in 5.29 lbs

A lightweight and powerful, battery-powered chainsaw. Ideal for crown reduction and lighter tree removals where you need the extra reach a rear-handle chainsaw provides. Features excellent ergonomics, high chain speed and all the comfort of battery power without compromising performance.

- Brushless E-TORQ motor
- savE™
- Intuitive keypad
- Weatherproof (IPX4)
- 35cc class cutting performance



PROFESSIONAL CHAINSAWS

Scan to learn more





## GAS SERIES

# A legendary lineup.

Renowned with pros around the world for their legendary performance, our saws offer high cutting capacity and incredible durability. And with our industry-leading warranty, we've put our money where our mouth is.



HUSQVARNA CHAINSAW  
**CROWN**  
COMMITMENT™

7-DAY MONEY-BACK GUARANTEE

## Money back guarantee

We're confident you'll love your new Husqvarna chainsaw. So confident that we offer a money-back guarantee so you can buy without reservation. If you're not satisfied with a qualifying professional chainsaw within seven days of purchase, you can return it for a full refund or store credit towards the purchase of a new Husqvarna product from the dealer.

\*Terms and conditions apply. Valid at your local participating Husqvarna Dealer only. All models are not available at all dealers, so be sure to call or visit your local dealer for more information.



## The industry's longest professional gas-powered warranty

Your Husqvarna chainsaw is more than a purchase, it's an investment in cutting excellence. Season after season, you depend on your chainsaws for your livelihood. As one of our customers, we know you're putting your trust in us. That's why we offer a 2-year professional-use warranty on our gas-powered professional and XP® chainsaws.

**NEW**

**2-YEAR**  
professional  
chainsaw warranty

**2-YEAR**  
professional battery  
powered warranty



## REAR-HANDLE GAS CHAINSAW

## 3120 XP®



	118.8 cm³		3/8" / .404"		22.9 lbs
	8.31 hp		24-42 in		

Husqvarna's largest chainsaw is one of the most powerful in the world. The primary applications for the 3120 XP® are extreme logging, portable sawmills and stump work. This saw is designed to pull the chain on our longest bars. Like all Husqvarna chainsaws, the 3120 XP® has a superior power-to-weight ratio. Thanks to Effortless Starting®, LowVib® and other premium features, this heavy-duty chainsaw is surprisingly easy to start and operate.

- Adjustable oil pump
- Quick-release air filter
- Magnesium crankcase
- LowVib®

## REAR-HANDLE GAS CHAINSAW

## 592 XP®



	92.7 cm³		3/8"		16.3 lbs
	7.6 hp		20-36 in		

With best-in-class cutting capacity and power-to-weight, fantastic maneuverability, new starting technology, and reliable operation and uptime (even in the roughest conditions) the 592 XP® is your perfect partner in felling, limbing and bucking the largest of trees. You can fit up to 36" (90 cm) bars on it, never compromising on balance and control.

- AutoTune™ 3.0 with simplified start technology
- LowVib®
- Air Injection™
- X-Torq® engine
- Heated handles and carburetor (optional)

## REAR-HANDLE GAS CHAINSAW

## 585



	86 cm³		3/8"		16.5 lbs
	6.9 hp		20-36 in		

Robust and durable, the 585 chainsaw has all the benefits of a modern chainsaw with the traditional technology you know and appreciate. Exceptional durability combined with an impressive power-to-weight and a well-balanced body makes it the perfect companion for felling, limbing and bucking large trees in even the dirtiest conditions. You can fit up to 36" (90 cm) bars.

- LowVib®
- Air Injection™
- X-Torq® engine

## REAR-HANDLE GAS CHAINSAW

## 372 XP®



	70.7 cm³		3/8"		14.6 lbs
	5.5 hp		18-32 in		

Built for demanding work with enough power for longer bar options, the Husqvarna 372 XP® is ready for the toughest applications. The crankcase and crankshaft are extra durable, while the carburetor's vibration dampening can handle high speeds and heavy workloads. Featuring a powerful X-Torq® engine, this chainsaw is the ideal combination of high power and low weight.

- LowVib®
- Smart Start™
- Air Injection™
- X-Torq® engine

## REAR-HANDLE GAS CHAINSAW

## 572 XP®



	70.6 cm³		3/8"		14.5 lbs
	5.8 hp		16-32 in		

At just 14.5 lbs, the 572 XP® has a better power-to-weight ratio and 12% higher cutting capacity than previous Husqvarna models in the same class. Excellent cooling and heavy-duty filtration maximize reliability, while a smart design accommodates longer guide bars.

- LowVib®
- Smart Start™
- Air Injection™
- X-Torq® engine
- AutoTune™
- Heated handles and carburetor (optional)

## REAR-HANDLE GAS CHAINSAW


## 365



	70.7 cm³		3/8"		14.1 lbs
	4.9 hp		16-28 in		

The Husqvarna 365 is a chainsaw used by some of the world's hardest-working professionals. The combination of low weight and 70cc power make this saw well-suited to a variety of applications. The X-Torq® engine delivers eco-friendly performance that will help you save big on fuel.

- LowVib®
- Smart Start™
- Air Injection™
- X-Torq® engine



PROFESSIONAL CHAINSAWS

Scan to learn more



## REAR-HANDLE GAS CHAINSAW

## 565



	70.6 cm <sup>3</sup>		3/8"		14.3 lbs
	5 hp		16-28 in		

Promising next-generation cutting performance, the Husqvarna 565 lets you work faster and more efficiently with longer guide bars. Excellent cooling capacity and state-of-the-art filtration empower you to tackle the most demanding tasks. Equipped with revamped AutoTune™ and Air Injection™ and offering low vibrations, the 565 is a powerful yet ergonomically designed chainsaw for fast, safe work.

- LowVib®
- Smart Start™
- Air Injection™
- X-Torq® engine
- AutoTune™

## REAR-HANDLE GAS CHAINSAW

562 XP® Mark II **NEW**

	59.8 cm <sup>3</sup>		3/8"		13 lbs
	4.7 hp		18-28 in		

Introducing a 60cc powerhouse that's made for movement. The 562 XP® Mark II features a new and improved engine design plus AutoTune™ 3.0 technology for easier starting. It boasts an enhanced power-to-weight ratio and an ergonomic body design for unbeatable handling and maneuverability. Moreover, it delivers an extended runtime, with up to 8% less fuel consumption when compared to the previous generation.

- LowVib®
- Air Injection™
- X-Torq® engine
- AutoTune™

## REAR-HANDLE GAS CHAINSAW

## 555



	59.8 cm <sup>3</sup>		3/8"		13.01 lbs
	4.16 hp		18-24 in		

The power and reliability you need to take on any job. Husqvarna's 555 chainsaw is developed for demanding work. The 555 has a groundbreaking design, including improved components and a new air filter. The X-Torq® engine delivers more power where you need it, with 20% less fuel consumption and 75% fewer emissions. Plus the 555 comes with Husqvarna's X-Cut® chain for improved performance and lasting sharpness.

- LowVib®
- Smart Start™
- Air Injection™
- X-Torq® engine
- AutoTune™

## REAR-HANDLE GAS CHAINSAW

## 550 XP® Mark II



	50.1 cm <sup>3</sup>		3/8"		11.7 lbs
	4 hp		16-20 in		

The second generation of Husqvarna's 550 XP® chainsaw is ready for demanding use in felling, limbing and bucking operations. The saw delivers maximum power in the 50cc class. Designed for professional forestry and tree care crews, this durable saw has improved power and a slimmed-down design. A host of innovative features guarantee comfortable and efficient operation, season after season.

- LowVib®
- Air Injection™
- X-Torq® engine
- AutoTune™
- Heated handles and carburetor (optional)

## REAR-HANDLE GAS CHAINSAW

## 545 Mark II



	50.1 cm <sup>3</sup>		.325"		11.7 lbs
	3.6 hp		16-20 in		

The second generation of Husqvarna's 545 chainsaw is a 50cc unit that's ready for felling, limbing and bucking of small and midsize trees. Designed for professional forestry and tree care crews, this durable saw has improved power and a slimmed-down design. A host of innovative features guarantee comfortable and efficient operation, season after season.

- Excellent cooling capacity for a longer life
- Smart Start™
- Magnesium crankcase
- AutoTune™

## REAR-HANDLE GAS CHAINSAW

## 540 XP® Mark III



	39 cm <sup>3</sup>		.325" or 3.8 mini		9.2 lbs
	2.5 hp		14-16 in		

The 540 XP® Mark III has been meticulously engineered to redefine standards. Complementing our top-handle model, this new rear handle saw delivers legendary power, speed and agility.

- LowVib®
- Air Injection™
- X-Torq® engine
- AutoTune™



## GAS TOP-HANDLE CHAINSAW

**T540 XP® Mark III**

	39 cm <sup>3</sup>		.325" mini		8.4 lbs
	2.5 hp		12-16 in		

Developed specifically with arborists in mind, the T540 XP® Mark III features a remastered design for increased reliability, maneuverability and power. This top-handle saw boasts an impressive power-to-weight ratio and a new, more durable engine for performance you can rely on.

- Magnesium crankcase
- Air Injection™
- AutoTune® 3.0
- X-Torq® engine

## GAS TOP-HANDLE CHAINSAW

**T435**

	35.2 cm <sup>3</sup>		3/8" mini		7.5 lbs
	2.01 hp		12-16 in		

Mid-sized, lightweight 35cc top-handle chainsaw, for all sorts of professional tree care. The low weight and well-balanced saw body make it very easy to work with.

- X-Torq® engine
- LowVib®
- Smart Start™

## GAS TOP-HANDLE CHAINSAW

**T525**

	27.0 cm <sup>3</sup>		3/8" mini		5.95 lbs
	1.48 hp		12 in		

Very lightweight and well-balanced, 27cc top-handle chainsaw. Thanks to its quick acceleration, easy starting and great reliability, it's an efficient choice for trimming, pruning and small crown reduction.

- X-Torq® engine
- LowVib®
- Air Injection™

Cylinder displacement, cm<sup>3</sup> Power output, hp Chain pitch, in Recommended bar length min – max, in Weight (excluding cutting equipment and battery where applicable), lbs.


**Husqvarna Axes**

Husqvarna's axes feature high-quality, non-stick steel heads or hand-forged, precision-ground Swedish steel. Whether you choose a composite, ash, or premium hickory shaft, you can count on optimal cutting and splitting performance.

**SWEDISH-STYLE WOODEN AXES**

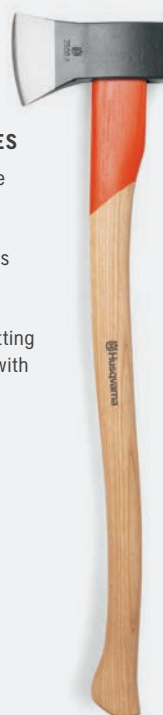
All Husqvarna Swedish-Style Axes are hand forged with high quality, precision ground Swedish steel with premium hickory shafts. Each axe comes with grain-leather sheath for protection. Each axe shows the story of expert craftsmanship.

- Hiking Hatchet
- Hatchet
- Carpenter's Axe
- Multi-Purpose Axe
- Splitting Maul
- Small Splitting Axe
- Large Splitting Axe
- Clearing Axe

**GERMAN-STYLE WOODEN AXES**


Husqvarna German-Style axes are built for power, durability and comfort. The high-quality steel heads, and strong wooden handles made from ash, are perfect for extreme use. Split logs with ease while using the German-style splitting axes, designed for heavy impact with less sticking.

- Hatchet
- Universal Axe
- Small Splitting Axe
- Large Splitting Axe
- Hookaroon Short Handle (Log Lifting)
- Hookaroon Long Handle (Log Lifting)

**COMPOSITE AXES**

All Husqvarna composite axes are designed with a fiber-reinforced PA shaft for durability. Balance point close to the axe head gives perfect balance and weight distribution. Hammer function for an easy and effective use of splitting wedges (no steel wedges).

- Hatchet
- Small Multi-Purpose Axe
- Large Multi-Purpose Axe
- Small Splitting Axe
- Large Splitting Axe






<b>GAS REAR HANDLE CHAINSAWS</b>	<b>3120 XP®</b>	<b>592 XP®</b>	<b>585</b>	<b>372 XP®</b>	<b>572 XP®</b>	<b>365</b>	<b>565</b>	<b>562 XP® Mark II</b>
<b>TECHNICAL SPECIFICATIONS</b>								
Cylinder displacement, cm <sup>3</sup>	118.8	92.7	86	70.7	70.6	70.7	70.6	59.8
Power output, hp	8.4	7.6	6.9	5.5	5.8	4.9	5	4.7
Sound pressure level at operator's ear, dB(A)*	102	112	112	110	107	110	105	107
Sound power level guaranteed (LWA) dB(A)**	116	119	119	119	120	119	119	118
Equivalent vibration level (ahv, eq) front /rear handle, m/s <sup>2</sup> ***	6.7 / 7.8	6.6 / 5.3	6.6 / 5.3	5.7 / 8.0	5.4 / 4.1	5.7 / 8.0	5.2 / 5.3	4 / 4.5
Chain pitch, inch	.404	3/8	3/8	3/8	3/8	3/8	3/8	3/8
Recommended bar length, min-max, inch	24-42	18-36	18-36	16-32	20-32	16-28	20-28	18-28
Weight (excl. cutting equipment), lbs	22.9	16.3	16.5	14.5	14.5	14.1	14.3	13
<b>FEATURES</b>								
LowVib®	●	●	●	●	●	●	●	●
Smart Start™	●	●	●	●	●	●	●	●
Adjustable oil pump	●	●	●	●	●	●	●	●
Inertia chain brake	●	●	●	●	●	●	●	●
Magnesium crankcase	●	●	●	●	●	●	●	●
Quick release air filter cover	●	●	●	●	●	●	●	—
Quick-release air filter	●	●	●	●	●	●	●	—
Air Injection™	—	●	●	●	●	●	●	●
Side-mounted chain tensioner	—	●	●	●	●	●	●	●
X-Torq® engine	—	●	●	●	●	●	●	●
Combined choke/stop control	—	●	●	●	●	●	●	—
Snap-lock cylinder cover	—	●	●	●	●	●	●	—
Heated handles	—	● (optional)	—	—	● (optional)	—	—	● (optional)
Heated carburetor	—	● (optional)	—	—	● (optional)	—	—	● (optional)
AutoTune™	—	●	—	●	●	●	●	●
Fuel pump	—	●	●	—	●	—	●	—
Retained bar nuts	—	●	●	●	●	●	●	●
Visible fuel level	—	●	●	●	●	●	●	—

<b>BATTERY REAR HANDLE CHAINSAWS</b>	<b>542i XP®</b>	<b>540i XP®</b>	<b>535i XP®</b>
<b>TECHNICAL SPECIFICATIONS</b>			
Battery type	Li-ion	Li-ion	Li-ion
Voltage, V	40	40	40
Motor type	BLDC (brushless)	BLDC (brushless)	BLDC (brushless)
Sound pressure level at operator's ear, dB(A) *	91 dB(A)	95	93
Sound power level guaranteed (LWA) dB(A) **	104 dB(A)	106	106
Equivalent vibration level (ahv, eq) front /rear handle, m/s <sup>2</sup> ***	4.3 / 4.8	3.6 / 3.7	2.5 / 2.8
Chain pitch, inch	.325 mini	.325 mini	.325 mini
Recommended bar length, min-max, inch	14-16	14-16	10-14
Weight (excl. battery and cutting equipment), lbs	7.28	6.3	5.7
<b>FEATURES</b>			
savE™	—	●	●
Flip up tank cap	●	●	●
Inertia chain brake	●	●	●
Intuitive keypad with battery status	●	●	—
Intuitive keypad	●	—	●
Retained bar nuts	●	●	●

\*Equivalent sound pressure level at the operator's ear, measured according to EN ISO 22868, dB(A). Reported data for equivalent sound pressure level for the machine includes statistical uncertainty. \*\*Noise emissions in the environment measured as sound power (LWA) is reported as guaranteed value in conformity with EC directive 2000/14/EC, with statistical dispersion included. Measured according to ISO 22868. \*\*\*Equivalent vibration levels (ahv,eq) at handles, measured according to EN ISO 22867, m/s<sup>2</sup>. Typical statistical dispersion (standard deviation) of ± 1 m/s<sup>2</sup>.


**PROFESSIONAL CHAINSAWS**

Scan to learn more



555	550 XP® Mark II	545 Mark II	540 XP® Mark III
59.8	50.1	50.1	39
4.16	4	3.6	2.5
106	107	106	103
118	117	116	112
3.2 / 5.0	3.3 / 4.9	3.6 / 4.1	3.7 / 5.1
3/8	.325	.325	.325 mini / 3/8 mini
18–24	16–20	16–20	12–16
13	11.6	11.6	9.2
●	●	●	●
●	—	●	●
●	●	●	●
●	●	●	●
●	●	●	●
●	●	●	●
●	●	●	●
●	●	●	●
●	●	●	●
●	●	●	—
—	● (optional)	● (optional)	—
—	● (optional)	● (optional)	—
●	●	●	●
●	●	●	●
●	●	●	●
●	●	●	—

GAS TOP HANDLE CHAINSAWS	T540 XP® Mark III	T435	T525
<b>TECHNICAL SPECIFICATIONS</b>			
Cylinder displacement, cm <sup>3</sup>	39	35.2	27.0
Power output, hp	2.5	2	1.5
Sound pressure level at operator's ear, dB(A)*	102	103	98
Sound power level guaranteed (LWA) dB(A)**	112	114	111
Equivalent vibration level (ahv, eq) front/rear handle, m/s <sup>2</sup> ***	3.5/3.4	3.6/3.9	4.9/5.2
Chain pitch, inch	.325 mini	3/8 mini	3/8 mini
Recommended bar length, min-max, inch	12–16	12–16	12
Weight (excl. cutting equipment), lbs	8.4	7.5	6
<b>FEATURES</b>			
X-Torq® engine	●	●	●
LowVib®	●	●	●
Smart Start™	●	●	●
Inertia chain brake	●	●	●
Adjustable oil pump	●	●	●
Fuel pump	●	●	●
Quick release air filter cover	●	●	●
Quick-release air filter	●	●	●
Side-mounted chain tensioner	●	●	●
Flip-up tank caps	●	●	●
Air Injection™	●	—	●
Retained bar nuts	●	—	●
Magnesium crankcase	●	—	—
Belt eyelet	●	—	●
AutoTune™	●	—	—
Visible fuel level	—	—	●

\*Equivalent sound pressure level, according to ISO 22868, is calculated as the time-weighted energy total for different sound pressure levels under various working conditions. Typical statistical dispersion for equivalent sound pressure level is a standard deviation of 1 dB(A). \*\*Noise emissions in the environment measured as sound power (LWA) in conformity with EC directive 2000/14/EC. The guaranteed sound power level includes variation in production as well as variation from the test code with 1–3 dB(A). \*\*\*Equivalent vibration level, according to ISO 22867, is calculated as the time-weighted energy total for vibration levels under various working conditions. Reported data for equivalent vibration level has a typical statistical dispersion (standard deviation) of 1 m/s<sup>2</sup>.

## BATTERY TOP HANDLE CHAINSAWS

	T542i XP®	T540i XP®	T535i XP®
<b>TECHNICAL SPECIFICATIONS</b>			
Battery type	Li-ion	Li-ion	Li-ion
Voltage, V	40	40	40
Motor type	BLDC (brushless)	BLDC (brushless)	BLDC (brushless)
Sound pressure level at operator's ear, dB(A) *	91 dB(A)	92	93
Sound power level guaranteed (LWA) dB(A) **	104 dB(A)	103	106
Equivalent vibration level (ahv, eq) front/rear handle, m/s <sup>2</sup> ***	4.7 / 4.1	2.1 / 3.4	2.0 / 2.4
Chain pitch, inch	.325 mini	.325 mini	.325 mini
Recommended bar length, min-max, cm/inch	12–16	12–16	10–14
Weight (excl. battery and cutting equipment), lbs	6.61	5.5	5.3
<b>FEATURES</b>			
savE™	—	●	●
Intuitive keypad with battery status	●	●	—
Intuitive keypad	●	—	●
Inertia chain brake	●	●	●
Belt eye let	●	●	●
Flip up tank cap	●	●	●
Retained bar nuts	●	●	●

\*Equivalent sound pressure level at the operator's ear, measured according to EN ISO 22868, dB(A). Reported data for equivalent sound pressure level for the machine includes statistical uncertainty. \*\*Noise emissions in the environment measured as sound power (LWA) is reported as guaranteed value in conformity with EC directive 2000/14/EC, with statistical dispersion included. Measured according to ISO 22868. \*\*\*Equivalent vibration levels (ahv,eq) at handles, measured according to EN ISO 22867, m/s<sup>2</sup>. Typical statistical dispersion (standard deviation) of ± 1 m/s<sup>2</sup>.

**NOMINAL POWER** The EU machinery directive (2006/42/EC) came into force on January 1, 2010, requiring manufacturers to declare the nominal power of engines, in kilowatts (kW). The power rating of the engines indicated is the average net power output during a normal working situations and meets applicable noise regulations (at specified rpm, see owner manual) of a typical production engine for the engine model measured to SAE standard J 1349/ISO 1585. Mass production engines may differ from this value. Actual power output for the engine installed in the final machine will depend on the operating speed, environmental conditions and other variables.





## CUTTING EQUIPMENT

# X-treme cutting performance.

When it comes to tree care, cutting equipment that maximizes output is arguably just as important as a chainsaw that performs like a powerhouse. Professionals need less maintenance, less cost, and less adjustments. But they also need more. More output, more run time, and more results. Understanding the professional's need for more, Husqvarna developed our X-CUT® chain and X-Series guide bars alongside our professional chainsaws to provide the operator with the ultimate cutting experience.



## X-CUT® Chain

## IMPROVE EFFICIENCY

### Increased cutting performance

X-CUT® chains are developed side-by-side with our chainsaws. They come pre-stretched and ready to use right out of the box and pair perfectly with our chainsaws to deliver improved performance and maximum output.

## REDUCED MAINTENANCE


### Sharpness that lasts

Made of high-quality carbon steel, X-CUT® chain cutters have a unique hardened steel and chrome coating for sharpness built to last longer.

## QUALITY YOU CAN RELY ON

### Enhanced durability

With years of testing in almost every cutting condition, X-CUT® chains meet our highest standards, offering the ideal combination of performance and durability.



BAR & CHAIN GUIDE

Scan to learn more





#### X-PRECISION™ SP21G

SP21G is a semi-chisel .325" mini .043" chain with low kickback, specially developed to increase the cutting speed and efficiency for lower displacement chainsaws. The optimized geometry delivers a precise cut, smooth finish and excellent boring capacity as well as improved handling and maneuverability – key requirements for most tree care applications. Fits X-PRECISION™ bars.



#### X-CUT™ S93G

This semi-chisel 3/8" mini .058" chain is developed to fit smaller rear- and top-handle saws. Optimized geometry and grinding provides high cutting speed as well as low kickback. High efficiency balanced with the power from the chainsaw enables a smooth and precise cut.



#### X-CUT™ SP33G

Semi-chisel, Pixel .325" .050" chain with low kickback and low stretch. The narrow kerf delivers impressive cutting efficiency. Developed for professional use on mid-size chainsaws, up to 55cc. Original equipment on most Husqvarna 545 and 550 XP® chainsaws.



#### X-CUT™ S35G

Semi-chisel .325" .058" chain with low kickback and low stretch. Developed for professional use on mid-sized chainsaws, up to 55cc.



#### X-CUT™ S83G

Semi-chisel 3/8" .050" chain with low kickback and low stretch. Developed for professional use on larger chainsaws.



#### X-CUT™ C83 & C85


Superior cutting efficiency in clean conditions. An advanced chisel 3/8" .050" or .058" chain for 60–90cc chainsaws. Made for full-time professional use. The chain is made entirely by Husqvarna to ensure you get the best possible output from your chainsaw. With superior cutting efficiency, a sharpness that lasts and low stretch, it gives you better results, less need for maintenance and lower costs.



#### X-CUT™ SKIP C83S, C83SK, C85S


Full chisel, high-performance chain with full-skip cutter sequence, ideal for use with longer guide bars. Improves chip clearing and requires less power to maintain the engine RPM.

Availability: C83S, C83SK  C85S  



#### X-TOUGH™ BARS WITH HARD NOSE

Solid bars are used for hard species of timber, thick bark and in very sandy, dusty or sooty conditions. The bars are coated to protect against scratches and corrosion. Available in 3/8" (18"–24")



#### X-PRECISION™ BARS

The X-PRECISION™ bars are designed specifically for use with the X-PRECISION™ SP21G chain on Husqvarna professional chainsaws. The optimized overall geometry and small nose radius provide efficient cutting with precise control, excellent bore cutting properties and reduced risk of kickback. Available in .325" mini (12"–16").



#### X-TOUGH™ BARS WITH REPLACEABLE SPROCKET NOSE

Solid RSN bar with great durability and robustness. The guide bar nose has been redesigned for improved durability. The bars are coated to protect against scratches and corrosion. Replaceable tip is available as a spare part. Available in 3/8" (16"–36"), .325" (16"–20") and .404" (32"–36").



#### X-FORCE™ BARS

The X-FORCE™ laminated bars offer easier maintenance and increased productivity. These benefits come from features such as updated profiles, larger nose sprocket, cutouts in the center plate, additional bearings, supported shields, and the removal of the grease hole. Available in 3/8" (15"–20"), 3/8" mini (12"–16") and .325" (13"–20").



#### X-TOUGH™ LIGHT BARS WITH REPLACEABLE SPROCKET NOSE

A lightweight solid RSN bar. Improves the maneuverability while maintaining durability and robustness. Up to 15% lighter than standard solid guide bar. Wear-resistant paint protects against scratches and corrosion. A replaceable tip is available as a spare part. Available in 3/8" (20"–36").



# Pole saws

Our professional pole saws provide you with impressive precision, versatility and performance. Explore our range of gas-powered, battery-powered and manual options.



## GAS POLE SAW

### 525PT5S



	25.4 cm <sup>3</sup>		3/8" mini		158.3 in
	1.36 hp		12 in		15.4 lbs

25cc pole saw with a telescopic shaft that offers our longest reach. Excellent ergonomics and superior balance help you achieve high-end results with minimum effort.

- X-Torq® engine
- Telescopic shaft

## GAS POLE SAW

### 525P5S



	25.4 cm <sup>3</sup>		3/8" mini		133.9 in
	1.36 hp		12 in		14.1 lbs

25cc pole saw with a detachable shaft that makes for long reach and easy transporting between work sites. Low weight, excellent ergonomics and superior balance help you work comfortably even with less accessible vegetation.

- X-Torq® engine
- Detachable shaft

## GAS POLE SAW

### 525P4S



	25.4 cm <sup>3</sup>		3/8" mini		95.7 in
	1.36 hp		12 in		11.7 lbs

Designed for easy maneuverability, this fixed shaft 25cc pole saw provides excellent ergonomics and superior balance, helping you avoid stresses and strains that come from awkward working positions.

- X-Torq® engine

## BATTERY POLE SAW

### 530iPT5



	3/8" mini		157.5 in
	10-12 in		11.02 lbs

Battery pole saw with a telescopic shaft that offers our longest reach and has a power output equivalent of a 30cc gas machine. Its low weight, excellent ergonomics and quiet operation make it comfortable to use in any location at any time of day.

- Brushless E-TORQ motor
- savE™
- Intuitive keypad
- Weatherproof (IPX4)
- Telescopic shaft
- Slimmed designed cutting head

## BATTERY POLE SAW

### 530iP4



	3/8" mini		98.4 in
	10-12 in		7.5 lbs

Battery pole saw with a performance power output equivalent of a 30cc gas machine. Its low weight, excellent ergonomics and quiet operation make it comfortable to use in any location at any time of day.

- Brushless E-TORQ motor
- savE™
- Intuitive keypad
- Weatherproof (IPX4)
- Slimmed designed cutting head

## POLE SAW SYSTEM

### Manual NEW



	72 in
	1.6 lbs

Manual pole saw modular system with interconnecting poles secured by locking clips. Ultra-lightweight fiberglass poles are reinforced by an enamel surface coating for added strength. Each component is sold separately:

- 6' base pole
- 6' extension pole
- Fixed pulley pruner kit
- Manual pole saw head
- 13" manual pole saw blade
- Slimmed designed cutting head



# MADSAW™

In the bucket, tree or on the ground, MADSAW™ offers ultimate versatility for those who work around utility lines. The industry's first dielectric pole saw is available powered by gas or battery.



## DIELECTRIC POLE SAW ACCESSORIES



### STORAGE BAG

For transport and storage of the MADSAW™. Designed to store the dielectric segment and extension shafts in order to help maintain integrity of the fiberglass segment. The bag also features an exterior pouch with button snaps for extra storage.

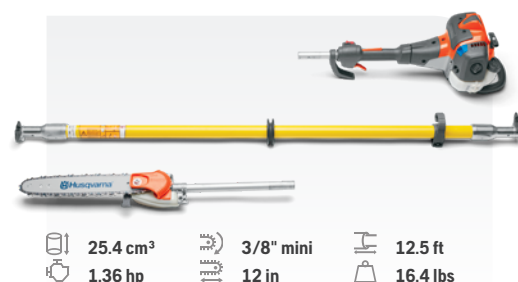


### BOOM MOUNTS

Designed specifically for the Husqvarna MADSAW™. Rubber trim for bar/chain oil reservoir protection. High quality fiberglass construction and ratchet straps for durability. Designed for both round or square booms.

## DIELECTRIC GAS POLE SAW

### 525DEPS MADSAW™




## DIELECTRIC BATTERY POLE SAW

### 525iDEPS MADSAW™



The industry's first and only dielectric gas-powered and battery-powered pole saws that are individually tested to meet OSHA 1910.269. The MADSAW™ delivers an extra measure of safety for skilled line workers, utility workers, and tree care professionals. The MADSAW™ can be used in the bucket, in the tree, or on the ground for extreme versatility. Purposeful design allows the pole saw's sections to quickly disconnect for secure storage in a tree care truck or utility vehicle. More productive than a manual saw and more useful than a hydraulic unit, the MADSAW™ makes pruning and limbing projects more efficient than ever before.

- Meets OSHA 1910.269
- Toolless couplers
- Multiple lengths
- Adjustable, automatic chain lubrication
- Tether point
- X-Torq® engine (Gas model only)



PROFESSIONAL POLE SAWS

Scan to learn more



### Dielectric bar and chain oil

See page 32 for a complete range of Husqvarna fuel and lubricants



# Blowers

Jobsite cleanup is easier than ever with our professional blowers. Whether gas or battery, handheld or backpack, our blowers are designed to generate high air velocity and flow to help you get the job done quickly and easily.






PROFESSIONAL BLOWERS

Scan to learn more

## GAS BACKPACK BLOWER

## 580BFS/BTS



 **47 N**  
 **1000 cfm**  
 **271 lbs.**

Increase your crew's productivity with the powerful frame-mount Husqvarna 580 series backpack blower. Designed with a larger fuel tank, a reliable 2-stroke engine and efficient fan design; tackle large jobs with fewer interruptions throughout the day. In addition, the hip/belt strap offers better weight distribution, making it more comfortable to blow lawn clippings, leaves and other heavy debris over long periods of time. Equip your team with the 580BFS or 580BTS backpack blower and experience higher blowing performance for a job well done.

- Powerful and efficient X-Torq® engine
- Frame mounted or tube mounted throttle control
- Commercial grade air filter
- High blowing capacity
- Quick start with air purge
- Multi-speed control

## GAS BACKPACK BLOWER

## 570BFS/BTS



 **37 N**  
 **768 cfm**  
 **24.5 lbs.**

Husqvarna 570BFS and 570BTS are powerful commercial backpack blowers designed for demanding tasks. Large air flow and high air speed are provided by an efficient fan design together with the powerful X-Torq® engine. Commercial grade air filter gives long operating time and trouble-free use. The harness has wide shoulder straps. Frame mounted or tube mounted throttle.

- Powerful and efficient X-Torq® engine
- Frame mounted or tube mounted throttle control
- Commercial grade air filter
- High blowing capacity
- Quick start with air purge

## GAS BACKPACK BLOWER

## 560BTS



 **30 N**  
 **631 cfm**  
 **23.2 lbs.**

Husqvarna 560BTS is a powerful commercial backpack blower designed for demanding tasks. Large air flow and high air speed are provided by an efficient fan design together with the powerful X-Torq® engine. Commercial grade air filter gives long operating time and trouble-free use. The harness has wide shoulder straps.

- Powerful and efficient X-Torq® engine
- Frame mounted or tube mounted throttle control
- Commercial grade air filter
- High blowing capacity
- Quick start with air purge



## GAS HANDHELD BLOWER

## 525BX



 **15 N**  
 **459 cfm**  
 **9.7 lbs.**




The Husqvarna 525BX is a powerful and well-balanced handheld blower for professional use. The patented X-Torq® engine technology, in combination with the special fan and housing design, means a high blowing capacity that's easy to control. The LowVib® antivibration system makes work less strenuous – even during long shifts. Plus, cruise control and other smart features ensure efficient and convenient operation at all times.

- Powerful and Efficient X-Torq® engine
- High blowing capacity
- Utilize full blow force with minimal arm strain
- Ergonomic handle

## BATTERY HANDHELD BLOWER

## 525iB



 **17 N**  
 **498 cfm**  
 **5.5 lbs.**




A handheld commercial battery-powered blower with performance equivalent to comparable gas blowers. Ideal for commercial landscapers who need reliable power in a weatherproof design. You'll also appreciate ultraquiet performance and reduced vibrations.

- Digital user interface
- Weatherproof (IPX4)
- Integrated Bluetooth

## BATTERY BACKPACK BLOWER

## 550iBTX



 **21 N**  
 **551 cfm**  
 **13.9 lbs.**

Powerful and ergonomic backpack battery blower with impressive blow force (21 N). Its low vibration and noise levels (61 dBA at 50 ft or 15m) allow you to work in public settings and since the blower is weatherproof, you can increase both flexibility and productivity.

- Brushless motor
- Intuitive keypad
- Boost mode
- Cruise control
- Weatherproof (IPX4)
- Ergonomic harness
- Integrated connectivity



<b>GAS POLE SAWS</b>	<b>525PT5S</b>	<b>525P5S</b>	<b>525P4S</b>	<b>525DEPS MADSAW™</b>
<b>TECHNICAL SPECIFICATIONS</b>				
Cylinder displacement, cm <sup>3</sup>	25.4	25.4	25.4	25.4
Power output, hp	1.36	1.36	1.36	1.36
Sound pressure level at operator's ear, dB(A)*	89	90	91	91
Sound power level guaranteed (LWA) dB(A) **	107	107	107	111
Equivalent vibration level (ahv, eq) front /rear handle, m/s <sup>2</sup> ***	6.3 / 5.3	2.3 / 3.7	2.9 / 3.2	7.5 / 10
Chain pitch, inch	3/8 mini	3/8 mini	3/8 mini	3/8 mini
Recommended bar length, min-max, inch	10-12	10-12	10-12	10-12
Max. length with cutting equipment, inch	158	134	96	150
Weight (excl. cutting equipment), lbs	15.4	14.1	11.7	16.4
<b>FEATURES</b>				
X-Torq® engine	●	●	●	●
Auto return stop switch	●	●	●	●
Chain lubrication	●	●	●	●
Chain tensioner	●	●	●	●
Fuel pump	●	●	●	●
Rear impact guard	●	●	●	●
Stand alone starter	●	●	●	●
Telescopic tube	●	—	—	—
Inertia balancing wheel	—	●	●	—
Detachable shaft	—	●	—	●
Fiberglass shaft	—	—	—	●
Toolless couplers	—	—	—	●
Tested to OSHA 1910.269	—	—	—	●
<b>HARNESS INCLUDED</b>				
Standard single	●	●	●	—
Balance Flex	(●)	(●)	(●)	—

(●) = Accessory \*Equivalent sound pressure level, according to ISO 22868, is calculated as the time-weighted energy total for different sound pressure levels under various working conditions. Typical statistical dispersion for equivalent sound pressure level is a standard deviation of 1 dB(A). \*\*Noise emissions in the environment measured as sound power (LWA) in conformity with EC directive 2000/14/EC. The guaranteed sound power level includes variation in production as well as variation from the test code with 1-3 dB(A). \*\*\* Equivalent vibration level, according to ISO 22867, is calculated as the time-weighted energy total for vibration levels under various working conditions. Reported data for equivalent vibration level has a typical statistical dispersion (standard deviation) of 1 m/s<sup>2</sup>.

<b>BATTERY POLE SAWS</b>	<b>530iPT5</b>	<b>530iP4</b>	<b>525iDEPS MADSAW™</b>
<b>TECHNICAL SPECIFICATIONS</b>			
Battery type	Li-ion	Li-ion	Li-ion
Voltage, V	40	40	40
Motor type	BLDC (brushless)	BLDC (brushless)	BLDC (brushless)
Sound pressure level at operator's ear, dB(A) *	83	88	—
Sound power level guaranteed (LWA) dB(A) **	98	98	—
Equivalent vibration level (ahv, eq) front /rear handle, m/s <sup>2</sup> ***	1.0 / 1.2	1.0 / 0.9	—
Chain pitch, inch	3/8 mini	3/8 mini	3/8 mini
Recommended bar length, min-max, inch	10-12	10-12	10-12
Length, extended, with cutting equipment, inch	157.5	94.5	150
Weight (excl. battery and cutting equipment), lbs	11.02	7.5	9' = 11.1 lbs 12.5' = 12.3 lbs
<b>FEATURES</b>			
savE™	●	●	—
Intuitive keypad	●	●	●
Harness eyelet	●	●	●
Rear impact guard	●	●	●
Retained bar nuts	●	●	●
Flip up tank cap	●	●	●
Telescopic tube	●	—	—
<b>HARNESS INCLUDED</b>			
Single harness	●	●	●
Backpack battery harness	—	—	—

\*Equivalent sound pressure level at the operator's ear, measured according to ISO 22868, dB(A). Reported data for equivalent sound pressure level for the machine has a typical statistical dispersion (standard deviation) of 1 dB(A). \*\*Noise emissions in the environment measured as sound power (LWA) is reported as guaranteed value in conformity with EC directive 2000/14/EC, with statistical dispersion included. Measured according to ISO 22868. \*\*\*Equivalent vibration levels (ahv,eq) at handles, measured according to EN ISO 22867, m/s<sup>2</sup>. Typical statistical dispersion (standard deviation) of ± 2 m/s<sup>2</sup>.

GAS BLOWERS	525BX	560BTS	570 BFS	570 BTS	580 BFS	580 BTS
<b>TECHNICAL SPECIFICATIONS</b>						
Power output, hp	1.14	3.81	4	4	4.6	4.6
Blow force, N	15	30	37	37	47	47
Air flow in tube, cfm	459	631	768	768	1000	1000
Air speed, round nozzle, mph	157	232	236	236	220	220
Sound pressure level from 50 ft (15m), dB(A)	79	77	76	76	79	79
Weight, lbs	9.7	23.2	24.5	24.5	27.1	27.1
Warranty, professional	2-year	2-year	2-year	2-year	2-year	2-year
Part number	967284203	966631102	966629501	966629402	970499101	970499101

BATTERY BLOWERS	525iB	550iBTX
<b>TECHNICAL SPECIFICATIONS</b>		
Power output	40V	40V
Blow force, N	17	21
Air flow in tube, cfm	471	550
Air speed, round nozzle, mph	132	147
Sound pressure level from 50 ft (15m), dB(A)	65	61
Weight (without battery), lbs	5.5	13.9
Compatible batteries (recommended)	BLi950X, BLi300, BLi200, BLi100	BLi950X
Warranty, professional	2-year	2-year
Part number	967915504	967681101



**NOMINAL POWER** The EU machinery directive (2006/42/EC) came into force on January 1, 2010, requiring manufacturers to declare the nominal power of engines, in kilowatts (kW). The power rating of the engines indicated is the average net power output during a normal working situations and meets applicable noise regulations (at specified rpm, see owner manual) of a typical production engine for the engine model measured to SAE standard J 1349/ISO 1585. Mass production engines may differ from this value. Actual power output for the engine installed in the final machine will depend on the operating speed, environmental conditions and other variables.



## PERSONAL PROTECTIVE EQUIPMENT + JOBSITE ESSENTIALS

**Be prepared. Move freely.**

With safety as our priority, our extensive line of PPE has been designed with the same care and forethought as our chainsaws. Our PPE combines task-specific design with contemporary aesthetics. Crafted from robust yet lightweight stretch fabrics, featuring reinforced panels, pre-bent knees, and elbows, it ensures exceptional resistance, durability, and performance to help keep you safe on the job.


**HUSQVARNA  
ELEVATION  
(CLASS C)**

Designed for the professional arborist who requires comfort, safety and style while working. Ventilated for breathability. Universal fit with a wheel ratchet depth adjustment. Front clips allow for addition of head lamp. Compatible with Husqvarna's arborist helmet earmuffs (sold separately) and three visor styles, including clear, mirror and smoke (sold separately).

Meets both ANSI/ISEA Z89.1 – 2014 and CSA Z94.1 – 2015 Type 1, Class C. Maximum 10-year shelf life. Backed by a 3-year warranty.

**HUSQVARNA SPIRE™ (CLASS E)**

Designed for the professional arborist who requires comfort, safety and style while working. Orange color for visibility. Universal fit with a wheel ratchet depth adjustment. Front clips allow for addition of head lamp. Compatible with Husqvarna's arborist helmet ear muffs (sold separately) and three visor styles, including clear, mirror and smoke (all sold separately).

Meets both ANSI Z89.1 – 2014 and CSA Z94.1 – 2015, Type I, Class E. Meets and exceeds ISEA / ANSI Z89.1 – 2014, Type I with Electrical Insulation – Rated to Class E. Maximum 10-year shelf life. Backed by a 3-year warranty.


**FOREST HELMET, TECHNICAL**
**Lightweight with great visibility**

A robust, yet lightweight helmet with an ergonomic design – packed with smart solutions that lessen the weight, enable a more personal fit and ensure a better head temperature even during long shifts. It also offers an improved field of vision and a headlamp slot.

Fluorescent orange


**ARBORIST VISOR**

Polycarbonate, impact-resistant visor is anti-fog and scratch-resistant. Can be easily raised or lowered and provides excellent visibility.


**HEARING PROTECTION WITH HEADBAND**

Hearing protection where you can adjust the pressure by 20%. With soft, airy padding in the headband. The hearing protectors are developed for optimal ergonomics.


**CLEAR CUT**

Premium protective sunglasses with an adjustable rubber nose piece for added comfort. Dual mold rubber temple grips for better stability. Husqvarna grey frame color with orange temple grips. Silver mirror lens color.


**CLASSIC**

Featuring a dielectric design with extended curved lens protection. Dual mold rubber temples and adjustable rubber nose piece. Black frame color with indoor/outdoor lens color.


**FLEX POLARIZED**

Premium protective sunglasses with vented rubber nose piece for breathability and dual-mold rubber temple grips for better stability. Polarized lenses eliminate reflective glare for reduced eyestrain and enhanced view. Crystal black frame color and smoke lens color.

# The ultimate combination of hearing protection and communication.

NEW

## X-COM Active

Instantly communicate with your team, thanks to real-time audio transmission and ambient noise reduction. Purpose-built for pros, this intuitive, easy-to-use design has been optimized for durability, even in the toughest job conditions. The ultimate combination of hearing protection and effortless communication, X-COM Active headsets help your team be up early, down safely.

- Sound attenuation – SNR 32dB
- (3) private channels
- Ambient noise reduction
- Multi-device Bluetooth® connectivity – up to 10
- FM radio streaming
- 1300+ ft. / 400 m range
- IP45 certified
- Detachable boom mic
- 15-hour battery life



HELMET MOUNT\*



HEADBAND

NEW

## X-SYNC

Work your way with Bluetooth®-capable hearing protection, designed for even the toughest job sites. Easily connect to a Bluetooth® device or stream FM radio with the plug-and-play setup.

- Sound attenuation – SNR 32dB
- Ambient noise reduction
- Bluetooth® connectivity
- FM radio streaming
- IP45 certified
- Detachable boom mic
- 40-hour battery life



HELMET MOUNT\*



HEADBAND

\*Fits most helmets.





### TECHNICAL JACKET

Lightweight, ventilated and safe, Husqvarna's Technical jacket is designed to meet the needs of many professional jobs. With 4-Way stretch, Hi-Viz, material and many gear pockets the Technical jacket is a must have for outdoor tree care professionals. 4-Way stretch material and prebent arms for optimum movement. Lightweight design for comfort. High visibility orange and reflective highlight for additional safety. Reinforced elbows using Cordura®



### WORK T-SHIRT, TECHNICAL


Light and cool t-shirt made from recycled polyester. With zipper front, extended back and easy access zippered front pocket. The t-shirt is ideal for use in warmer weather. The material transports moisture away from the body and dries quickly. Available with long or short sleeves. Size S-XXXL.



### PROTECTIVE TROUSERS, TECHNICAL EXTREME ARBOR

## Made for arborists, designed for climbing

Chainsaw pant tailored around an arborist's environment and needs with a Euro design/feel. High tech materials with Dyneema®, Cordura® and Kevlar® for maximum resistance to wear at the lowest possible weight. Lightweight reinforcements throughout. Comes with "easy to remove" suspenders. No back pockets and lower ventilation zippers not to interfere with harness. Side pockets with reversed direction of zippers for easy access. Loops to hang carabiners. Double front pockets. Reinforced smooth area for spikes. 6 layers of protection meets CAN/BNQ 1923-450-M91.



PERSONAL PROTECTIVE EQUIPMENT

Scan to learn more



### TECHNICAL

#### TECHNICAL CHAINSAW PANTS

Husqvarna protective pants were designed taking into consideration all customer needs including comfort, weight, temperature, fit, convenience and most importantly safety. Our chainsaw pants are setting a standard with features any chainsaw user will appreciate. 4-Way stretch material and pre-bent knees for optimum movement. Ventilation areas (legs, back pockets) for breathability. Lightweight design for all day comfort. Phone and gear pockets for added versatility. Reinforced knees using Cordura®. Certified chainsaw protective pant - these pants are tested in accordance with ASTM F1897 (US) for leg protection for chainsaw users. 5 layers of protection meets WCB PPE 1-1997 TSS 4000 fpm. 6 layers of protection meets CAN/BNQ 1923-450-M91.



#### TECHNICAL HI-VIZ CHAINSAW PANTS

Husqvarna protective pants have been completely redesigned taking into consideration all customer needs including weight, temperature, fit, convenience and most importantly safety. The Technical Hi-Viz Pants are setting a standard for Husqvarna protective pants and offer many features and benefits any chainsaw user will appreciate. 4-Way stretch material and pre-bent knees for optimum movement. Ventilation areas (legs, back pockets) for breathability. Lightweight design for all day comfort. High visibility orange and reflective highlight for additional safety. Phone and gear pockets for added versatility. Certified chainsaw protective pant. Reinforced knees using Cordura®. These pants are tested in accordance with ASTM F1897 (US) for leg protection for chainsaw users. 5 layers of protection meets WCB PPE 1-1997 TSS 4000 fpm. 6 layers of protection meets CAN/BNQ 1923-450-M91.







## FUNCTIONAL



### FUNCTIONAL CHAINSAW PANTS

Durable material to stand the test of time. Water repellant on front and lower back. Cordura® reinforcement on lower front and back for extra wear resistance. High tenacity nylon on the upper outer shell. 2-way breathable stretch material. Lightweight for all-day comfort. Leg and pocket ventilation. Reflective logos and highlights for visibility. Gear pocket for additional versatility. 6 layers of protection meets CAN/BNQ 1923- 450-M91. 5 layers of protection meets WCB PPE 1-1997 TSS 4000 fpm.

## CLASSIC




### CLASSIC CHAINSAW PANTS

Husqvarna protective pants were designed taking into consideration all customer needs including comfort, weight, temperature, fit, convenience and most importantly safety. Our chainsaw pants are setting a standard with features any chainsaw user will appreciate. Durable material to hold up in various conditions. Light weight design for all day comfort. Reflective Husqvarna logo for high visibility. Reinforced knees. Ventilation on back of legs for breathability. Phone pocket. True fit sizing. Certified chainsaw protective pant – these pants are tested in Accordance with ASTM F1897 (US) for leg protection for chainsaw users. 6 layers of protection meets CAN/BNQ 1923-450-M91. 5 layers of protection meets WCB PPE 1-1997 TSS 4000 fpm.

## ASSORTMENT OF GLOVES

We offer a full range of gloves designed to provide everything you need when it comes to protection and functionality. From work gloves to chainsaw protection gloves and winter gloves, you'll be equipped to get the job done safely.



GLOVE ASSORTMENT

Scan to learn more



# Fuels and Lubricants

Worried about downtime? Don't be. Husqvarna's Fuels and Oils are formulated to run cleaner and extend the lifespan of your equipment! Our assortment of fuel and oil products is comprised of the highest quality components, developed by Husqvarna for your Husqvarna equipment.



Great all-around, every day use bar and chain oil.



For use below 32°F (0°C).



Biodegradable in 28 days or less.



For use with dielectric tools.

## X-GUARD PREMIUM BAR AND CHAIN OIL

### X-GUARD

## X-GUARD DIELECTRIC BAR & CHAIN OIL

### X-GUARD



- Engineered to ensure maximum chainsaw protection
- Reliable performance down to 15° F

#### US Products:

All Season: 1 Qt, 1 Gal, 55 Gal  
Low Temp: 1 Gal, 55 Gal  
Bio: 1 Gal

#### Canadian Products:

All Season: .95 L, 3.78 L  
Low Temp: 3.78 L  
Bio: 3.78 L



- Formulated with additives to resist conducting electricity
- Maintain dielectric strength up to 36KV

#### US Products:

1 Qt

#### Canadian Products:

.95 L



# Pre-mixed fuel & oil

## XP+ 2-STROKE FUEL + OIL



- Conveniently pre-mixed 50:1
- Specially-formulated for Husqvarna tools
- ASO-FD certified
- OCTANE RATING: (R+M)/2 METHOD 95

**US Products:**  
1 Qt., 859 Gal, 4.75 Gal, 48 Gal

**Canadian Products:**  
946 mL, 3.25 L, 18 L

## XP+ SYNTHETIC BLEND 2-STROKE OIL



- Low-smoke formulation
- Ensures low operating temperatures

**US Products:**  
2.6 oz, 5.2 oz, 6.4 oz, 12.8 oz, 1 Gal, 5 Gal, 55 Gal

**Canadian Products:**  
100 mL, 200 mL, 500 mL

## HP SYNTHETIC BLEND 2-STROKE OIL



- Optimal lubricity and detergency
- Leaves fewer deposits in the crankcase

**US Products:**  
2.6 oz, 5.2 oz, 6.4 oz, 12.8 oz, 1 Gal, 5 Gal, 55 Gal

**Canadian Products:**  
100 mL, 200 mL, 500 mL


## 4 STROKE FUEL



- Ethanol-free, high octane
- Stays fresh for years

**US Products:**  
.859 Gal, 4.75 Gal, 48 Gal

**Canadian Products:**  
18 L



FUELS + LUBRICANTS

Scan to learn more





# Batteries and chargers

We're leading the charge and powering your workday with professional-grade battery products and charging solutions. Our wide selection of batteries and chargers fit seamlessly into any setup.

## BACKPACK BATTERY

### HUSQVARNA BLi950X

 1120 Wh  
 20.7 lbs with harness and adapter



Very high-capacity, 31.1 Ah backpack battery with long-lasting power and top-class performance, allowing you to work with fewer breaks and higher efficiency. The adjustable harness is ergonomically designed and provides great comfort thanks to the wide, padded straps and hip belt. Rechargeable up to 1500 times.

## BACKPACK BATTERY

### HARNESS



Ergonomically designed harness for carrying a backpack battery. It allows you to easily detach and switch batteries between team members while keeping your harness optimally adjusted for individual fit.

## BATTERY

### HUSQVARNA BLi200X



 187 Wh  
 2.9 lbs



5.2 Ah battery optimized for use with the T540i XP® chainsaw. Provides excellent runtime in a slim package. Features 4-LED charge indicator, all-weather operation and excellent cooling. Rechargeable up to 1500 times.

## BATTERY

### HUSQVARNA BLi300

 338 Wh  
 4.2 lbs



9.4 Ah battery for professional use. Provides excellent runtime and best-in-class energy density. Features 4-LED charge indicator, all-weather operation and active cooling. Rechargeable up to 1500 times.

## CHARGER

### HUSQVARNA QC500 / QC330



Extremely fast battery charger. Actively cools batteries. 2-LED status indicator.

## CHARGER

### HUSQVARNA 40-C80



Wall-mountable, overnight charger with status LED.

## 40-C80 CHARGING RAIL

An efficient, overnight battery charging solution, built for keeping crews powered throughout the day. Easy-to-mount charger uses overnight charging to help extend the life of your batteries. Can charge up to 8 batteries, in parallel, on a single outlet for maximum efficiency. Compatible with any Husqvarna 40V battery to fully integrate into our battery ecosystem.

- Organized Over-Night Charging
- Charge up to 8 batteries with only one outlet
- Flexible Battery System – Works with all Husqvarna batteries in the 40V ecosystem

### TECHNICAL SPECIFICATIONS

Output power with 40-C80	72W x 8pcs
AC in	100–240V
Size	38" x 11" (890 x 280 mm)
Charger mounting screws	Included
Rail mounting screws	Not included*
Weight, lbs	8.2 (rail only) / 15.4 for the kit (rail + 8 chargers)
Warranty, Professional	2-year
Part Number	970621903 (Charging Rail Kit) / 536144303 (Charging Rail) / 970487803 (40-C80 Charger)



\*Screws included in the package of the 40-C80 can be used for most wall types.

### STORAGE AND TRANSPORTATION

#### HUSQVARNA BATTERY BOX



- Designed to help you protect, organize and safely transport your lithium-ion batteries. Built for durability and easy transportation.
- IP43 Classified against dust and humidity
- Front & side handles
- 275 lb. lid load capacity
- Padlock loops
- Stackable and linkable
- Connecting plate\* connects to other common cases

### STORAGE AND TRANSPORTATION

#### HUSQVARNA BATTERY TRANSPORTATION BOX



- Robust, lightweight case holds up to four Husqvarna 40V batteries. UN3480 certified\*\* for safe transportation of lithium-ion batteries on air, land or sea.
- UN3480 certified\*\*
- Expanded polypropylene insert material
- Padlock loops
- Connecting plate\* connects to other common cases

\*Sold separately. Compatible with L-Boxx, T-Loc Systainer, T-Stak, MacPac, HiKOKI HIT-System, Metaloc and Classic-Systainer. \*\*Transporting lithium batteries by air, sea and road is governed by a number of UN regulations and specific rules. Class 9 – UN3480 – Lithium ion batteries – Batteries that are not packed with or installed with the equipment, and shipped by themselves.

### WORKING TIME ON ONE CHARGE

BATTERY	540iXP®/ T540iXP®/ 535i XP®/ T535i XP®				540iXP®/ T540iXP®	530iPT5/ 530iP4	550iBTX**		530iBX***/ 525iB	
	CARPENTER	PRUNING	LOG CUT	PRUNING	TAKE DOWN	PRUNING	LIGHT	TOUGH	LIGHT	TOUGH
<b>BLi950X</b>	18 h 45 min	7 h 30 min	3 h 30 min	17 h 30 min	12 h	11 h 30 min	1 h 45 min	1 h	3 h 30 min	1 h 45 min
<b>BLi300</b>	5 h 30 min*	2 h 15 min	1 h	5 h 30 min*	3 h 30 min	3 h 30 min	—	—	1 h	35 min
<b>BLi200X</b>	3 h*	1 h 15 min*	35 min*	3 h*	2 h*	2 h	—	—	35 min	15 min
<b>BLi200</b>	3 h	1 h 15 min	35 min	3 h	2 h	2 h	—	—	35 min	15 min

The runtimes are up-to times and correspond to work time using saveE™: actual work, basic maintenance and movement /climbing needed for generic operations.

\* Recommended for maximum performance \*\*Requires BLi backpack battery. \*\*\*Requires backpack battery / battery belt FLEXI.

Best option





Husqvarna®

[husqvarna.com](https://husqvarna.com)

[@husqvarnausa](https://twitter.com/husqvarnausa)

[@husqvarnaca](https://twitter.com/husqvarnaca)