



Rex Consolidated

BUILDING HARDWARE CONSTRUCTION
COMPONENTS



www.rexconsolidated.com



PLAIN TYPE DOOR LATCH HINGE | VERROU DE BOX

| AVAILABLE SIZES |
|-----------------|
| 8mm |
| 10mm |
| 12mm |
| 14mm |
| 16mm |
| 18mm |



LOCK TYPE DOOR LATCH HINGE | VERROU PORTE CADENAS

| AVAILABLE SIZES |
|-----------------|
| 10mm |
| 12mm |
| 14mm |
| 16mm |
| 18mm |





PISTOL TYPE DOOR LATCH HINGE VERROU PISTOLET

| AVAILABLE SIZES |
|-----------------|
| 10mm |
| 12mm |
| 14mm |
| 16mm |
| 18mm |



DEURSCHUIVEN EN DEURGRENDELS | STANGENBOLZEN RIEGEL

| AVAILABLE SIZES |
|-----------------|
| 12x200mm |
| 12x250mm |
| 14x250mm |
| 14x300mm |
| 14x350mm |
| 14x400mm |
| 14x500mm |
| 16x250mm |
| 16x400mm |
| 16x500mm |
| 18x400mm |
| 18x800mm |
| 18x1000mm |





GATE HANDLE ROUND END | POIGNÉE ST ETIENNE

| AVAILABLE SIZES |
|-----------------|
| 140mm |
| 160mm |
| 190mm |



PAD EYE



DROP FORGED PAD EYE



PAD EYE - CAST STAINLESS STEEL



SQUARE PAD EYE SS T304



QUICK LINKS



**QUICK LINKS - STAINLESS
STEEL**



**QUICK LINKS - ZINC
PLATED**



**QUICK LINKS -
CONNECTING LINKS -
STAINLESS STEEL**



**QUICK LINKS - "C"
LINKS - STAINLESS
STEEL**

EYE NUTS



DROP FORGED EYE NUTS SS



**DROP FORGED EYE NUTS -
REGULAR SELF-COLORED OR
HOT GALVANIZED**



Drilled & Tapped



Blank

**DROP FORGED HEAVY DUTY
EYE NUTS BLANK OR DRILLED
& TAPPED SELF-COLORED**



**LIFTING EYE NUT - PRECISION
CAST STAINLESS STEEL**



TRUSS HANGER



HURRICANE CLIPS





SOLAR ROOF MOUNTING HOOK



BRHK001



BRHK002



BRHK003



BRHK004



BRHK005



BRHK006



BRHK007



BRHK008



BRHK009



BRHK010



BRHK011



BRHK012






| | |
|--|---|
| <p>CAST IRON PULLEY WHEEL</p> <p>POULIE FONTE ET GALETS</p> <p>RÄDER</p> <p>WIELEN</p> |  |
| <p>CAST IRON PULLEY WHEEL WITH SCREW</p> <p>POULIE FONTE A VIS</p> <p>SCHROEFKATROLLEN</p> <p>VOGELROLLE</p> |  |
| <p>CAST IRON PULLEY WHEEL WITH HOOK</p> <p>POULIE FONTE A CROCHET</p> |  |



| | |
|--|--|
| <p>INDUSTRIAL RING ANNEAU SEUL</p> |  |
| <p>INDUSTRIAL RING WITH SCREW ANNEAU À VIS</p> |  |
| <p>INDUSTRIAL RING WITH ROD ANNEAU À ÉCROU</p> |  |
| <p><u>ITEM NR. 590</u> RADIATORPLANKDRAGER UNIVERSEEL RADIATOR SHELF SUPPORT HEIZKÖRPERKONSOLE SUPPORT DE TABLETTE POUR RADIATEUR</p> |  |



| | |
|--|--|
| <p><u>ITEM NR. 587</u></p> <p>GARDEN GATE FASTENER ON PLATE 60X100</p> <p>TUINHEKSLUITING 60X100MM</p> <p>GARTENTORFALLE AUF PLATTE 60X100MM</p> <p>LOQUETEAU DE GRILLE 60X100MM</p> |  |
| <p><u>ITEM NR. 981</u></p> <p>SLIDING BOLT WITH OFF SET LOCK BOLT 60 MM</p> <p>SCHUIF MET BOCHT 60MM</p> <p>SCHUBRIEGEL GEKRÖPFT + SCHLIEßBLECH 60 MM</p> <p>VERROU, PÊNE COUDÉ, AVEC GÂCHE 60 MM</p> |  |
| <p><u>ITEM NR. 982</u></p> <p>SLIDING BOLT WITH OFFSET LOCK BOLT 80 MM</p> <p>SCHUIF MET BOCHT 60MM</p> <p>SCHUBRIEGEL GEKRÖPFT + SCHLIEßBLECH 60 MM</p> <p>VERROU, PÊNE COUDÉ, AVEC GÂCHE 60 MM</p> |  |
| <p><u>ITEM NR. 371</u></p> <p>PLATE LATCH 35 MM</p> <p>GRENDDEL 35 MM</p> <p>GRENDDELRIEGEL MIT SCHLAUFEN 35MM</p> <p>VERROU 35 MM</p> |  |



| | |
|---|---|
| <p><u>ITEM NR. 586</u></p> <p>GARDEN GATE FASTENER ON PLATE 100X80</p> <p>TUINHEKSLUITING 100X80MM</p> <p>GARTENTORFALLE AUF PLATTE 100X80MM</p> <p>LOQUETEAU DE GRILLE 100X80MM</p> |  A metal gate fastener assembly consisting of a rectangular plate with a vertical rod and a black spherical handle. A separate small metal piece is shown next to it. |
| <p><u>MÖBELKANTRIEGEL</u></p> <p>STAHL</p> <p>MIT SCHLIEßBLECH</p> <p>VERMÄRUNG:</p> <p>BLECH: 12 MM</p> <p>RIEGEL: Ø 4 MM</p> |  A metal furniture locking pin with a small rectangular plate attached to one end. |
| <p>THIMBLE</p> |  Two metal thimbles, one larger and one smaller, both with a U-shaped profile. |
| <p>TURNBUCKLE</p> |  Three metal turnbuckles of different sizes, each with a central threaded rod and two hook ends. |



| | |
|--|--|
| CENTER PUNCH CLAMP |  |
| COTTER PIN MATERIAL - STEEL SPRING OR SS ROD SIZE - 1MM TO 20MM LENGTH - 2" TO 10" |  |
| D-RING |  |
| ROOF HOOK |  |



| | |
|--|--|
| SNAP HOOK |  |
| ITEM NO.- JW 1320 LATCHES |  |
| S HOOK (50MM) |  |
| BND TENS C/W S HOOK |  |



**LEVER LOCKING FOR PADLOCK
NICKEL PLATED STEEL, ZINC PLATED
,STAINLESS STEEL**



**LEVER LOCKING
NICKEL PLATED STEEL, ZINC PLATED
,STAINLESS STEEL**




**LEVER LOCKING FOR PADLOCK
NICKEL PLATED STEEL, ZINC PLATED
,STAINLESS STEEL**



**LEVER LOCKING FOR PADLOCK
NICKEL PLATED STEEL, ZINC PLATED**



**LEVER LOCKING
ZINC PLATED (ONLY ON REQUEST)**



**LEVER LOCKING FOR WELDING
PURPOSES
ZINC PLATED (ONLY ON REQUEST)**



**LEVER LOCKING FOR WELDING
PURPOSES.
ZINC PLATED (ONLY ON REQUEST)**



**LEVER LOCKING
STAINLESS STEEL, ZINC PLATED
STEEL**



**LEVER LOCKING
NICKEL PLATED STEEL, ZINC
PLATED STEEL**



**LEVER LOCKING
ZINC PLATED STEEL**



**LEVER LOCKING
NICKEL PLATED STEEL-ZINC
PLATED STEEL-STAINLESS STEEL**



**LEVER LOCKING
NICKEL PLATED STEEL-ZINC
PLATED STEEL-STAINLESS STEEL**



**BED HOOK
PLAIN STEEL-ZINC PLATED STEEL**



**BED HOOK WITH POINTS MM 130.
TROPICALIZED STEEL**



**BED HOOK
ZINC PLATED STEEL-TROPICALIZED
STEEL**



**BED HOOK
ADJUSTABLE BED HOOK MM 140
TROPICALIZED STEEL**



**BED HOOK WITH TWO HOOKS
PLAIN STEEL**



**BED HOOK
PLAIN STEEL**





**BED HOOK WITH TWO HOOKS
PLAIN STEEL**



**BED HOOK
PLAIN STEEL**



**HINGE FIXED PIN
PLAIN STEEL, ZINC PLATED
STEEL, BRASS STEEL**



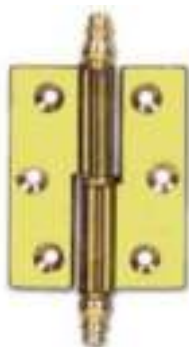
**HINGE FIXED PIN
PLAIN STEEL, ZINC PLATED
STEEL, BRASS STEEL**



**HEAVY HINGE LOOSE PIN
PLAIN STEEL, ZINC PLATED
STEEL**



**HEAVY FIXED PIN
PLAIN STEEL, ZINC PLATED
STEEL**



BAROCCO HINGE
SOLID BRASS, BRONZED
BRASS



HINGE
SOLID BRASS, BRONZED
BRASS, NICKEL PLATED BRASS



BAROCCO HINGE
SOLID BRASS, BRONZED
BRASS



BAROCCO HINGE
SOLID BRASS, BRONZED
BRASS



BAROCCO HINGE
SOLID BRASS, BRONZED
BRASS



HINGE
SOLID BRASS, BRONZED
BRASS, NICKEL PLATED
BRASS



HINGE
BRASS, NICKEL PLATED
BRASS, BRONZED BRASS



HINGE WITHOUT STOP
POLISHED BRASS, NICKEL
PLATED, BRIGHT BRONZED BRASS, SATIN
BRASS, NICKEL PLATED SATIN BRASS,
BRONZED SATIN BRASS



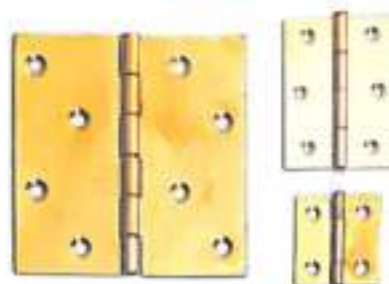
HINGE
SOLID BRASS, NICKEL PLATED
BRASS, BRONZED BRASS




HINGE
SOLID BRASS, NICKEL PLATED
BRASS, BRONZED BRASS




HINGE WITH STOP
POLISHED BRASS, NICKEL PLATED
BRASS, BRIGHT BRONZED BRASS, SATIN
BRASS, NICKEL PLATED SATIN BRASS,
BRONZED SATIN BRASS



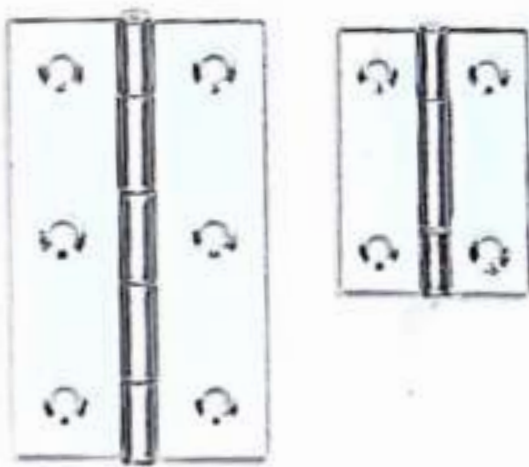
HINGE FIXED PIN
PLAIN STEEL, ZINC PLATED
STEEL, BRASS STEEL




**HEAVY HINGE LOOSE PIN
ZINC PLATED STEEL**



**HEAVY HINGE FIXED PIN
PLAIN STEELZINC PLATED STEEL**




**HEAVY HINGE LOOSE PIN
ZINC PLATED STEEL**




**HEAVY HINGE LOOSE PIN
ZINC PLATED STEEL**




**HEAVY HINGE LOOSE PIN
PLAIN STEEL, ZINC PLATED
STEEL**



**HINGE FIXED PIN
ZINC PLATED STEEL,
TROPICALIZED STEEL**



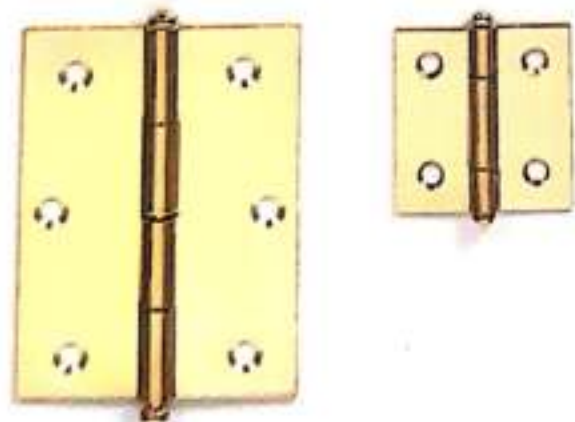
**HINGE WITH LOOSE OR FIXED
PIN
BRASSED STEEL, NICKEL
PLATED STEEL**



**HINGE
WHITE RAL 9010 PAINTED**



**HINGE WITH NARROWED
WINGS
WHITE RAL 9010 PAINTED**



**HINGE LOOSE PIN
SOLID BRASS, NICKEL PLATED
STEEL**



**HINGE WITH LOOSE PIN
BRASSED STEEL, NICKEL
PLATED STEEL, SOLID BRASS**



**HINGE
BRASSED STEEL**



**HINGE
BRASSED STEEL, NICKEL
PLATED STEEL**



**BAROCCO HINGE WITH FIXED
PIN
BRONZE STEEL**



**HINGE FIXED PIN NARROWED
WINGS
BRASSED STEEL**




**HINGE WITHOUT HOLES FIXED
PIN FOR WELDING PURPOSE
PLAIN STEEL**



HINGE
NICKEL PLATED STEEL, SOLID
BRASS, BRONZED BRASS



HINGE
SOLID BRASS, NICKEL PLATED
BRASS, BRASSED STEEL



HINGE
SOLID BRASS, NICKEL PLATED
BRASS, BRASSED STEEL



HINGE WITHOUT HOLES
FIXED PIN FOR WELDING
PURPOSE
PLAIN STEEL



**HINGE WITH LOOSE PIN
BRASSED STEEL, NICKEL
PLATED STEEL, SOLID BRASS**



**HINGE
BRASSED STEEL**



**HINGE FIXED PIN NARROWED
WINGS
BRASSED STEEL**



**BAROCCO HINGE
SOLID BRASS,**



**BAROCCO HINGE
BRONZED BRASS,SOLID
BRASS**



**BAROCCO HINGE
BRONZED BRASS**




**BAROCCO HINGE
BRASSED STEEL, BRONZED
STEEL**



**BAROCCO HINGE WITH FIXED
PIN
BRONZE STEEL**



**BAROCCO HINGE
SOLID BRASS, BRONZED BRASS**



**HINGE WITH STOP
POLISHED BRASS, NICKEL PLATED
BRASS,BRIGHT BRONZED BRASS,SATIN
BRASS,NICKEL PLATED SATIN BRASS, BRONZED
SATIN BRASS**



**HINGE
SOLID BRASS, BRONZED
BRASS**



**BRASS HINGE
BRONZED BRASS**



**ROUND HINGE FIXED PIN
BRASS STEEL, ZINC PLATED
STEEL, BURNISHED STEEL**



**HINGE
BRASS**



**INVISIBLE HINGE
BRASS**



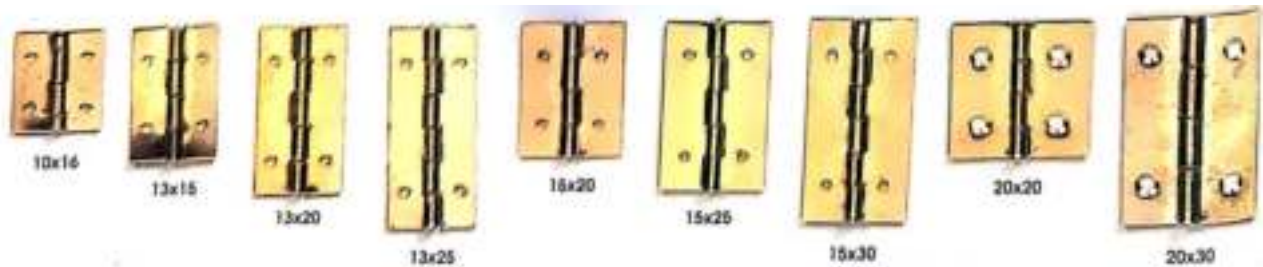
**HOOKS FOR CASKET
BRASS STEEL**




**LOCKING FOR CASKET
BRASS PLATED STEEL**



**HINGE
BRONZED ZAMAK, BRASSED
ZAMAK**



**HINGE
BRASSED STEEL, NICKEL
PLATED STEEL**



**HINGE
BRONZED ZAMAK, BRASSED
ZAMAK**



**HINGE
BRONZED ZAMAK, BRASSED
ZAMAK**



**HINGE
BRONZED ZAMAK, BRASSED
ZAMAK**



**HINGE
BRONZED ZAMAK, BRASSED
ZAMAK**



**HINGE
BRONZED ZAMAK, BRASSED
ZAMAK**



**HINGE
BRONZED ZAMAK, BRASSED
ZAMAK**




HINGE
BRONZED ZAMAK, BRASSED
ZAMAK



HINGE
BRONZED ZAMAK, BRASSED
ZAMAK



HINGE
BRONZED ZAMAK, BRASSED
ZAMAK



BHINGE
BRONZED ZAMAK, BRASSED
ZAMAK



HINGE

4.331.13000 ZINC PLATED STEEL

4.331.Z1300 ZINC PLATED STEEL

4.331.16000 BRONZED STEEL

4.331.Z1600 BRONZED STEEL




**HINGE WITH ADJUSTABLE
SCREW
ZINC PLATED STEEL**



**HINGE WITH ADJUSTABLE
SCREW
ZINC PLATED STEEL**



**HINGE WITH OR WITHOUT
ADJUSTABLE SCREW
ZINC PLATED STEEL**



HINGE WITH STRAIGHT CRANCK ZINC PLATED STEEL

4.309.13000 WITHOUT NYLON BASE

4.3090.13 WITHOUT NYLON BASE

4.309.A1300 WITH NYLON BASE MM 0

4.309.P6000 NYLON BASE MM 0



HINGE WITH STRAIGHT CRANCK ZINC PLATED STEEL

4.311.13000 WITHOUT NYLON BASE

4.311.13 WITHOUT NYLON BASE

4.311.A1300 WITH NYLON BASE MM 0

4.311.P6000 NYLON BASE MM 0



4.728.12002 NICKEL PLATED STEEL WITH BASE NICKEL STEEL 2MM

4.728.12 NICKEL PLATED STEEL

4.700.12002 BASE NICKEL PLATED STEEL 2MM



4.732.12004 NICKEL PLATED STEEL WITH BASE NICKEL STEEL 4MM

4.732.12 NICKEL PLATED STEEL

4.732.12304 BASE NICKEL PLATED STEEL 2MM



4.732.12004 NICKEL PLATED STEEL WITH BASE NICKEL STEEL 4MM

4.732.12 NICKEL PLATED STEEL

4.732.12304 BASE NICKEL PLATED STEEL 2MM



4.743.13000 ZINC PL.ST. WITH BASE ZINC PL. ST. MM 0

4.743.13001 ZINC PL. ST. WITH NYLON BASE MM 0

4.743.13002 ZINC PL. ST. WITH NYLON BASE MM 0

4.743.13022 ZINC PL. ST. WITH WITH BASE ZINC PL. ST. MM 2

4.743.13 ZINC PL. ST. WITH BASE ZINC PL. ST. MM 0

4.309.P1300 BASE ZINC PLATED STEEL MM 0

4.309.P6000 NYLON BASE MM 0

4.309.P6002 NYLON BASE MM 0

4.309.P1322 BASE ZINC PLATED STEEL MM 2



- 4.744.13000 ZINC PL.ST. WITH BASE ZINC PL. ST. MM 0**
- 4.744.13001 ZINC PL. ST. WITH NYLON BASE MM 0**
- 4.744.13002 ZINC PL. ST. WITH NYLON BASE MM 2**
- 4.744.13022 ZINC PL. ST. WITH WITH BASE ZINC PL. ST. MM 2**
- 4.744.13 HINGE WITH STRAIGHT CRANCK ZINC PL. ST.**
- 4.309.P1300 BASE ZINC PLATED STEEL MM 0**
- 4.309.P6000 NYLON BASE MM 0**
- 4.309.P6002 NYLON BASE MM 2**
- 4.309.P1322 BASE ZINC PLATED STEEL MM 2**



- HINGE WITH 110° OPENING ANGLE AND STRAIGHT CRANCK**
- 4.750.12002 NICKEL PLATED STEEL WITH BASE NICKEL PLATED STEEL 2 MM**
- 4.750.12 NICKEL PLATED STEEL**
- 4.700.1202 BASE NICKEL PLATED STEEL 2 MM**



HINGE WITH 110° OPENING ANGLE AND HALF CRANCK
4.751.12002 NICKEL PLATED STEEL WITH BASE NICKEL PLATED STEEL 2 MM
4.751.12 NICKEL PLATED STEEL
4.700.1202 BASE NICKEL PLATED STEEL 2 MM



HINGE WITH 110° OPENING ANGLE AND HIGH CRANCK
4.752.12004 NICKEL PLATED STEEL WITH BASE NICKEL PLATED STEEL 4 MM
4.752.12 NICKEL PLATED STEEL
4.700.1204 BASE NICKEL PLATED STEEL 4 MM



HINGE "CLIP ON" WITH 110° OPENING ANGLE AND STRAIGHT CRANCK
4.753.12002 NICKEL PLATED STEEL WITH BASE NICKEL PLATED STEEL 2 MM
4.750.12Q NICKEL PLATED STEEL
4.700.Q122 BASE NICKEL PLATED STEEL 2 MM



HINGE "CLIP ON" WITH 110° OPENING ANGLE AND HALF CRANCK
4.754.12002 NICKEL PLATED STEEL WITH BASE NICKEL PLATED STEEL 2 MM
4.750.12Q NICKEL PLATED STEEL
4.700.Q122 BASE NICKEL PLATED STEEL 2 MM



HINGE "CLIP ON" WITH 110° OPENING ANGLE AND HIGH CRANCK
4.755.12004 NICKEL PLATED STEEL WITH BASE NICKEL PLATED STEEL 4 MM
4.752.12 NICKEL PLATED STEEL
4.700.Q124 BASE NICKEL PLATED STEEL 4 MM




PIVOT
PLAIN STEEL, BRASSED STEEL



**PIVOT WITH BRASS SLEEVE
PLAIN STEEL, BRASSED STEEL**



**PIVOT
BRASSED STEEL**



PIVOT - BRASSED STEEL



**PIVOT NARROW TYPE
BRASSED STEEL**



**PIVOT NARROW TYPE
BRASSED STEEL**



**PIVOT WITH BRASS SLEEVE
BRASSED STEEL**




**PIVOT
BRASSED STEEL, BURNISHED STEEL**



**PIVOT WITH BRASS SLEEVE
BRASSED STEEL**



**PIVOT WITH BRASS SLEEVE, NARROW TYPE
BRASSED STEEL**



**PIVOT NARROW TYPE
BRASSED STEEL, BURNISHED STEEL**



**PIVOT WITH BRASS SLEEVE, NARROW TYPE
BRASSED STEEL, BURNISHED STEEL**



**PIVOT
BRASSED STEEL**



**PIVOT WITH BRASS SLEEVE
BRASSED STEEL**



**PIVOT
BRASSED STEEL, TROPICALIZED
STEEL, BURNISHED STEEL**



**PIVOT
TROPICALIZED STEEL**



**PIVOT WITH BRASS SLEEVE
BRASSED STEEL**



**PIVOT
TROPICALSTEEL**



**PIVOT
TROPICALSTEEL**



**PIVOT
BRASSED STEEL**



**FURNITURE BOLT
SOLID BRASS**



**FURNITURE BOLT
TROPICALIZED STEEL**



**FURNITURE BOLT
ZINC PLATED, TOPICALIZED
STEEL**



**AUTOMATED FURNITURE BOLT
ZINC PLATED STEEL,
TROPICALIZED STEEL**



**FURNITURE STANDARD
BOLT
ZINC PLATED STEEL,
TROPICALIZED STEEL**



**FURNITURE BOLT
WITH FOLDED SLIDE
ZINC PLATED STEEL,
TROPICALIZED STEEL**



**STRIKE
SOLID BRASS**



**STRIKE
SOLID BRASS**



**BOLT
SOLID BRASS**



**BOLT
SOLID BRASS**



**BOLT WITH SPRING
SOLID BRASS**



**FURNITURE BOLT
SOLID BRASS**



**HEAVY BOLT
POLISHED BRASS**



**TIGHT BOLT
POLISHED BRASS**



LEVER BOLT
PLAIN STEEL, BRASSED STEEL,
BRONZED STEEL, SOLID BRASS



LEVER BOLT
PLAIN STEEL, BRONZED STEEL



SLIDING BOLT
BRASSED STEEL, ZINC PLATED STEEL,
BRONZED STEEL, SOLID BRASS



LEVER BOLT
BRASSED STEEL, ZINC PLATED STEEL,
BRONZED STEEL, SOLID BRASS



STRIKE FOR BOLT
SOLID BRASS



LEVER BOLT
BRASSED STEEL, TROPICALISED
STEEL, BRONZED STEEL, SOLID BRASS



SLIDING BOLT
BRASSED STEEL, BRONZED
STEEL



BOLT
BRASSED STEEL, ZINC PLATED STEEL



LEVER BOLT
BRASSED STEEL, ZINC PLATED
STEEL, BRONZED STEEL, SOLID
BRASS



**BOLT HEAVY TYPE
PLAIN STEEL**



**BOLT
ZINC PLATED STEEL, BUNISHED
STEEL**



**BOLT
ZINC PLATED STEEL, BRONZED
STEEL**



**BOLT FOR PADLOCK
ZINC PLATED STEEL**



**BOLT FOR WELDING PURPOSES
ZINC PLATED STEEL**



**FITTING BOLT
ZINC PLATED STEEL**



**PIVOT
BRASSED STEEL, TROPICALIZED
STEEL, BURNISHED STEEL**



**SAFETY-CATCH FOR ROLLING
SHUTTER
TROPICALISED STEEL,
BRONZED STEEL**



**PIVOT WITH BRASS SLEEVE
BRASSED STEEL**



**BOLT FOR PAD LOCK
TROPICALIZED STEEL,
BRONZED STEEL**



**FASTENER
PLAIN STEEL, TOPICALIZED
STEEL**



**FASTENER WITH SCREWDRIVER CUT
PLAIN STEEL, TROPICALIZED STEEL**



**FASTENER
PLAINSTEEL, TROPICALIZED
STEEL**



**FASTENER WITH SCREWDRIVER
CUT
PLAIN STEEL, TROPICALIZED STEEL**



**FASTENER
PLAIN STEEL, TROPICALIZED
STEEL**



**FASTENER WITH SCREW CUT
PLAIN STEEL, TROPICALIZED
STEEL**



**PLATE WITH NO THREADED HOLE
PLAIN STEEL, TROPICALIZED STEEL**



**PLATED WITH THREADED HOLE
PLAIN STEEL, TROPICALIZED
STEEL**



**FASTENER
TROPICALIZED STEEL**



**PLATE
ZINC PLATED STEEL,
TROPICALIZED STEEL**



**FASTENER
TROPICALIZED PLATE, 2 SCREW
PLAIN STEEL, NUT PLAIN STEEL**



**ASSEMBLING SCREW
TROPICALIZED STEEL**



**ASSEMBLING SCREW CROSS
HEAD
TROPICALIZED STEEL**



**FASTENER
TROPICALIZED STEEL, NICHEL
PLATED STEEL, WHITE PLASTIC,
BROWN PLASTIC**



**FSTENER
TROPICALIZED STEEL, NICHEL
PLATED STEEL, WHITE PLASTIC,
BROWN PLASTIC**



**FASTENER
NICHEL PLATED STEEL, WHITE
PLASTIC, BROWN PLASTIC**



**FASTENER
NICHEL PLATED STEEL, WHITE
PLASTIC, BROWN PLASTIC**



CONNECTOR



CONNECTOR



**SCREW
PLAIN STEEL**



**SCREW CONIC HEAD
PLAIN STEEL**



**SCREW
SCREW DRIVER CUT HEAD +
CROSSHEAD**



**SCREW
COUNTERSUNK HEAD - HEXAGONAL
CUT
TROPICALIZED STEEL, BURNISHED
STEEL**



**SCREW HEXAGONAL HEAD
PLAIN STEEL**



**SHOTNUT
PLAIN STEEL**



**SCREW TURNED THREAD
PLAIN STEEL, ZINC PLATED
STEEL**



**SCREW ROLLED THREAD
PLAIN STEEL**



**LONGNUT
PLAIN STEEL,
TROPICALIZED STEEL**



**SCREW ROLLED THREAD
ZINC PLATED STEEL**



**ROLLED CONNECTOR
ZINC PLATED STEEL**



**THREAD CONNECTOR
ZINC PLATED STEEL**



**SLEEVE
SOLID BRASS**



**ROLLED CONNECTOR
ZINC PLATED STEEL**



**LONGNUT
PLAIN STEEL,
TROPICALIZED STEEL**



**LONGNUT
PLAIN STEEL, TROPICALIZED STEEL**





**T-NUT
TROPICALIZED STEEL**



**INSERT NUT
TROPICALIZED STEEL,SOLID BRASS**



**JOINT CONNECTOR
SOLID BRASS**



**T-NUT WITH 4 POINTS
PLAIN STEEL**



**INSERT NUT WITH HEXAGONAL
ZAMAK**



**JOINT CONNECTOR
SOLID BRASS, BRONZED
BRASS**



**NUT M4 POINTS
PLAIN STEEL**



**HEXAGONAL NUT
SOLID BRASS**



**CAP
BRASSED STEEL, NICKEL
PLATED STEEL, BRONZED STEEL**



**JOINT FOR CONNECTOR
PLAIN STEEL**



**CAP
ZINC PLATED,
TROPICALIZED STEEL**



**JOINT FOR CONNECTOR
PLAIN STEEL, TROPICALIZED
STEEL**



**CONNECTOR
SOLID BRASS**



**CONNECTOR
SOLID BRASS**



**CONNECTOR
NICKEL PLATED STEEL, ZINC PLATED
STEEL, BRONZED STEEL, BRASSED
STEEL**



**CONNECTOR
ZAMAK WITH BRASSED OR
BRONZED STEEL SCREW**



**CONNECTOR
NICKEL PLATED STEEL
ZINC PLATED STEEL,
BRONZED STEEL**



**METAL CONNECTOR
WITH WHITE OR BROWN
PLASTIC CAPS**



PLASTIC CAP



**SCREW - COUNTERSUNK HEAD-
HEXAGONAL CUT
BRAASED STEEL, ZINC PLATED
STEEL, BURNISHED STEEL**



**SCREW - COUNTERSUNK
HEAD- HEXAGONAL
SOCKET WITH HOLE FOR
CAP**



**SCREW - COUNTERSUNK
HEAD- POZIDRIVE WITH
CAP HOLE**



CONNECTOR Φ 10



**CONNECTOR Φ 10
ZINC PLATED STEEL**



**BOLT
ZINC PLATED STEEL**



**SCREW M6
ZINC PLATED STEEL**



**INSERTNUT WITH
HEXAGONAL
ZAMAK**



**SLEEVE M6
SOLID BRASS**



CONNECTOR Φ 14



**CONNECTOR Φ 14
WITHOUT RIM
ZINC PLATED ZAMAK**



**CONNECTOR Φ 14
WITHOUT RIM
ZINC PLATED ZAMAK**



**SCREW M8
ZINC PLATED STEEL**



**INSERTNUT WITH
HEXAGONAL ZAMAK**



**SLEEVE M6
SOLID BRASS**



**BOLT
ZINC PLATED STEEL**



CONNECTOR Φ 16



**CONNECTOR Φ 16 WITH
RIM
ZINC PLATED ZAMAK**



**SCREW M10
ZINC PLATED ZAMAK**



**BOLT
ZINC PLATED STEEL**



**SLEEVE
NYLON**



**INSERT NUT WITH
HEXAGONAL ZAMAK**



**INSERT NUT WITH
HEXAGONAL ZAMAK**



CAMS Φ 15



**CAMS Φ 15 WITHOUT RIM
ZINC PLATED ZAMAK**



**CAMS Φ 15 WITHOUT RIM
ZINC PLATED ZAMAK**



**BOLT
ZINC PLATED STEEL**



**SLEEVE
NYLON**



**INSERT NUT WITH
HEXAGONAL ZAMAK**



PLASTIC CUP FOR CAM
WHITE WALNUT BROWN
BLACK IVORY



SLEEVE M6
SOLID BRASS



CAMS Φ 25



BOLT
ZINC PLATED STEEL



CAMS Φ 25
ZAMAK



PLASTIC CAP WHITE
BROWN



PLASTIC CUP FOR CAM
WHITE WALNUT BROWN
BLACK IVORY



SLEEVE M6
SOLID BRASS



SLEEVE
NYLON




INSERT NUT WITH
HEXAGONAL
ZAMAK



STRIKE FOR WINDOW
SOLID BRASS



STRIKE FOR WINDOW
ZINC PLATED STEEL,
TROPICALIZED STEEL,
BRONZED STEEL



**CATCH
BURNISHED STEEL**



**CATCH
PLAIN STEEL**



**STRIKE
PLAIN STEEL**



**HINGE FOR WINDOW
PLAIN STEEL**



**STRIKE
SOLID BRASS, BRONZED
BRASS**



**STRIKE
SOLID BRASS, NICKEL
PLATED BRASS, BRONZED
BRASS**



**HINGE FOR STEEL DOOR
PLAIN STEEL**



**SLEEVE M6
SOLID BRASS**



**HINGE FOR STEEL DOORS
LOOSE PIN
PLAIN STEEL**



**CATCH FOR TRANSOM WINDOW
SOLID BRASS, NICKEL PLATED
STEEL, BRONZED BRASS**



**HEAVY HINGE FOR
WINDOW PURPOSES
PLAIN STEEL**



**WINDOW TRANSOM HANDLE LOCK
ZINC PLATED STEEL, PLASTIFIED
STEEL**



**FLAT CONCERN FOR
WOOD FITTINGS
ZINC PLATED STEEL**



**SECURITY DOOR PIN
TROPICALIZED STEEL**



**STRIKE FOR BOLT
SOLID BRASS**



**LOCK
TROPICALIZED STEEL**



**SAFETY DOOR CHAIN
SOLID BRASS, NICKEL
PLATED BRASS, BRONZED
BRASS**



**SAFETY DOOR CHAIN
BRASSED STEEL, NICKEL PLATED
STEEL, BRONZED STEEL, SOLID
BRASS, NICKEL PLATED STEEL**



**JUDAS HOLE FOR DOOR
SOLID BRASS, BRONZED BRASS**




**JUDAS HOLE FOR DOOR
SOLID BRASS, BRONZED BRASS**



**JUDAS HOLE FOR DOOR
SOLID BRASS, BRONZED BRASS**



**JUDAS HOLE FOR DOOR
SOLID BRASS, BRONZED BRASS**



SAFETY LOCK FOR PLASTIC RULLING SHUTTER- ZINC PLATED STEEL



SAFETY LOCK FOR RULLING SHUTTER- ZINC PLATED STEEL



PLASTIC CUP FOR CAM
WHITE WALNUT BROWN
BLACK IVORY



MENDING PLATE
PLAIN STEEL, ZINC
PLATED STEEL



CORNER BRACES
PLAIN STEEL, ZINC PLATED STEEL



BOLT
ZINC PLATED STEEL



CORNER BRACES
SOLID BRASS, BRONZED
BRASS, NICKEL PLATED
BRASS



CORNER PLATE
ZINC PLATED STEEL



**SUPPORT
ZINC PLATED STEEL**



**CORNER BRACE
ZIN PLATED STEEL**



**SUPPORT
ZINC PLATED STEEL**



**SUPPORT
ZINC PLATED STEEL**



**PLATE
TROPICALIZED STEEL**



**HEAVY PLATE
ZINC PLATED STEEL**



**HEAVY ANGLE
ZINC PLATED STEEL**



**SLEEVE M6
SOLID BRASS**



**CABINET HOOK
ZINC PLATED STEEL**



**SUPPORT
ZINC PLATED STEEL**



**CABINET HOOK
ZINC PLATED STEEL**



**CABINET HOOK
PLAIN STEEL, ZINC PLATED STEEL,
TROPICALIZED STEEL**



**CABINET HOOK
PLAIN STEEL**



**CABINET HOOK
PLAIN STEEL**



**BRACKET
BRASSED STEEL, NICKEL
PLATED STEEL**



**SUPPORT
NICKEL PLATED STEEL**



**SUPPORT
ZINC PLATED STEEL,
WHITE PAINTED STEEL**



**SUPPORT
BRASSED STEEL, NICKEL PLATED,
TROPICALIZED STEEL, BRONZED
STEEL**



PLASTIC CUP FOR CAM
WHITE WALNUT BROWN
BLACK IVORY



SLEEVE M6
SOLID BRASS



SUPPORT
ZINC PLATED STEEL



STEEL SUPPORT
NICKEL PLATED STEEL



PLATE
PLAIN STEEL



OVAL FASTENER
ZINC PLATED STEEL



**SQUARED FASTENER
ZINC PLATED STEEL**



**SLEEVE M6
SOLID BRASS**



CAMS Φ 25



**BOLT
ZINC PLATED STEEL**



**PLATE MM 37X37
ZINC PLATED STEEL**



**CORNER PLATE MM
20X20X37
ZINC PLATED STEEL**



**PLATE MM 50X40
ZINC PLATED STEEL**



**BOLT
ZINC PLATED STEEL**



**PLATE MM 45X45X1
ZINC PLATED STEEL**



**PLATE 40X40 MM
ZINC PLATED STEEL**



**PLATE MM 67X40
ZINC PLATED STEEL**



**PLATE MM 86X40
ZINC PLATED STEEL**



**CORNER PLATE 30X30X1,8
TROPICALISED STEEL**



**CORNER PLATE MM
90X39X37
ZINC PLATED STEEL**



**CORNER PLATE MM
90X39X37
ZINC PLATED STEEL**



**CORNER
SOLID BRASS, BRONZED
BRASS, NICKEL PLATED
BRASS**



**CORNER
ZINC PLATED STEEL,
BRASSED STEEL**



**FLAT CORNER FOR WOOD FITTINGS
ZINC PLATED STEEL**



SCREW



**PLASTIC LEGS SOCKET
WHITE, BROWN, BLACK**



**PLASTIC LEGS SOCKET
WITH FELT**



**LEGS SOCKET WITH NAIL
NICKELPLATED STEEL**



**LEGS SOCKET WITH NAIL
BROWN NYLON+BROWN RUBBER,
BROWN NYLON+BLACK RUBBER**



**PLASTIC LEGS SOCKET
NEUTRAL**



**PLASTIC ANTISHOCK CAP
NEUTRAL**



**PLASTIC ANTISHOCK CAP
WHITE BROWN**



**PLASTOC ANTISHOCK
WITH NAIL
WHITE BROWN BLACK**



**PLASTIC ANTISHOCK CAP
WHITE BROWN**



**STOP DOORS
ZINC PLATED STEEL,
TROPICALIZED STEEL**



**STOP DOORS WITH 2 POINTS
ZINC PLATED STEEL,
TROPICALIZED STEEL**



**PLASTIC STOP WITH 2 NAILS
WHITE BROWN**



**KEYHOLE INSERT WITHOUT HOLES
SOLID BRASS**



**PLASTIC STOP WITH 2 HOLES
WHITE BROWN**



**KEYHOLE INSERT
BRASS NICKEL, BRONZED BRASS**



**PLATE 4 POINTS
PLAIN STEEL, ZINC PLATED STEEL**



**COVER
ZINC PLATED STEEL, TROPICALIZED
STEEL, BRONZED STEEL**



**PLASTIC FLANGE FOR GLASS
NEUTRAL, BLACK**



**SCREW COVER
SOLID BRASS, NICKEL
PLATED STEEL**



**SCREW COVER
SOLID BRASS, NICKEL
PLATED STEEL**



**PLASTIC SCREW COVER
WHITE BROWN**



**PLASTIC FLANGE FOR GLASS
NEUTRAL COLOR, BLACK**



**CONNECTOR
TROPICALIZED STEEL**



**SLEEVE
SOLID BRASS**



**PIN FOR TABLE DARK
HOLE
SOLID BRASS**



**PIN FOR TABLE
TROPICALIZED STEEL**



**PLASTIC FOR TABLE Φ
10MM
BROWN**



**TABLE LOCK
ZINC PLATED STEEL**



**SAFETY LOCK
ZINC PLATED STEEL**



**HOOKS FOR CASTKET
BRASSED STEEL**



**NUT M4 Φ 7X10 MM
SOLID BRASS**



**HEXAGONAL NUT M4X8
SOLID BRASS**



**STAY
NICKEL PLATED STEEL,TROPICALIZED
STEEL,BRONZED STEEL**



**STAY
NICKEL PLATED STEEL**



**STAY
BRASSED STEEL, NICKEL
PLATED STEEL**



**STAY
NICKEL PLATED STEEL,
TROPICALIZED STEEL**



**STAY WITHOUT
HOOKS BRASSED STEEL,
NICKEL PLATED STEEL,
ZINC PLATED STEEL**



**STAY
BRASSED STEEL, NICKEL
PLATED STEEL**



**STAY
ZINC PLATED STEEL**



**CABINET HOOK
ZINC PLATED STEEL**



**CABINET HOOK
ZINC PLATED STEEL**



**SUPPORT BAR
ZINC PLATED STEEL**



**CABINET HOOK
ZINC PLATED STEEL**



**CABINET HOOK
ZINC PLATED STEEL**



**PLATE
ZINC PLATED STEEL**



**CABINET HOOK
ZINC PLATED STEEL**



**CABINET HOOK
ZINC PLATED STEEL,PLAIN
STEEL**



**CABINET HOOK
ZINC PLATED STEEL,
PLAIN STEEL**



**PLATE
ZINC PLATED STEEL**



**CABINET HOOK
ZINC PLATED STEEL**



**PLASTIC CAP WHITE
BROWN**



**SUPPORT AMBIVALENT
WHITE, BROWN, BLACK**



**CABINET HOOK
ZINC PLATED STEEL**



**CABINET HOOK
PLAIN STEEL**



**CABINET HOOK
PLAIN STEEL**



**CABINET HOOK
ZINC PLATED STEEL**



**PLATE MM 37X37
ZINC PLATED STEEL**



**SOLID BRASS SUPPORT FOR GLASS
WHITE PLASTIC RING, BROWN
PLASTIC RING**



**SUPPORT FOR GLASS WITH ZINC
PLATED PIN & INSERT NUT**



**SOLID BRASS SUPPORT FOR GLASS
WHITE PLASTIC RING, BROWN PLASTIC
RING, BACK PLASTIC RING**



**SHELF REST & SLEEVE
WITH BRASS STOP**



SHELF REST & SLEEVE



SHELF REST & SLEEVE



**PLASTIC SHELF SUPPORT
WITH LOOSE NAIL**



**PLASTIC SHELF SUPPORT
& SLEEVE**



**PLASTIC SHELF SUPPORT
WITH LOOSE NAIL**



SELF REST & SLEEVE



**CABINET HOOK
ZINC PLATED STEEL**



**PLASTIC SHELF REST WITH
SLIP HOOK
WHITE BROWN**



**PLASTIC SHELF REST
WHITE BROWN**



**SUPPORT WITH RUBBER RING- SOLID
BRASS, BRONZED BRASS, NICKEL
PLATED BRASS**



**CABINET HOOK
ZINC PLATED STEEL,
PLAIN STEEL**



**PLASTIC SUPPORT
WHITE , BROWN, BLACK**



**CABINET HOOK
ZINC PLATED STEEL**



**PLASTIC CAP WHITE
BROWN**



**SUPPORT
NICKEL PLATED ZAMAK,BRASS
PLATED ZAMAK**



**SUPPORT
NICKEL PLATED ZAMAK,BRASS
PLATED ZAMAK**



**SUPPORT
NICKEL PLATED ZAMAK,BRASS
PLATED ZAMAK**



**SUPPRT FOR GLASS
NICKEL PLATED ZAMAK, BRASS
PLATED ZAMAK**



**CABINET HOOK
ZINC PLATED STEEL**



**SUPPORT WITH EUROSCREW COUNTERSUNK
ZINC PLATED ZAMAK,BRONZED
ZAMAK,NICKEL PLATED ZAMAK,BURNISHED
ZAMAK**



SUPPORT FOR SCREW
ZINC PLATED ZAMAK, BRONZED
ZAMAK, NICKEL PLATED ZAMAK
BURNISHED ZAMAK



SUPPORT NYLON FOR THICKNESS
25-28-30
WHITE BLACK



SUPPORT NYLON FOR
THICKNESS 18-20
WHITE BLACK



PIN
STEEL



CABINET HOOK
ZINC PLATED STEEL



CURTAIN HOOK
BRASSED STEEL, BRONZED STEEL



**BENT SHELF REST FOR LUMBER ROOM
TROPICALIZED STEEL, WHITE PAINTED,
RED PAINTED, BROWN PAINTED**



**BRACKET MM 20X3,5
ZINC PLATED STEEL**



**BRACKET MM 15X3
ZINC PLATED STEEL**



**BRACKET MM 15X3
ZINC PLATED STEEL**



**SHELF REST FOR LUMBER
ROOM TO BE RENT
TROPICALIZED STEEL**



**BRACKET MM 20X3,5
ZINC PLATED STEEL**



**SHELF BRACKET
POLISHED BRIGHT BRASS**



**BOOK STOP
PAINTED STEEL- WHITE, BLACK, BROWN, GREEN
YELLOW, RED, METALLIC GREY**



**SHELF BRACKET
WITH PLASTIC COVER
WITH SCREWS AND
SLEEVES**



**FOLDWAY SHELF REST
WITH PLASTICIZED STEEL
HEXAGON AND DOWEL**



**CABINET HOOK
ZINC PLATED STEEL**



**DETACHABLE SHELF REST
TRIPALIZED STEEL**



**DETACHABLE SHELF REST
TROPICALIZED STEEL**



**FOLDWAY SHELF REST WITH
TRPICALIZED STEEK HEXAGON
AND DOWEL**



**MAGNETIC CATCH WITH PLATE
WHITE, BROWN**



**MAGNETIC CATCH WITH PLATE
WHITE, BROWN**



**MAGNETIC CATCH WITH PLATE
WHITE, BROWN**



**PLASTIC CAP WHITE
BROWN**



**CABINET HOOK
ZINC PLATED STEEL**



**PLATE FOR MAGNETIC CATCH
BLACK**



**CABINET HOOK
ZINC PLATED STEEL,
PLAIN STEEL**



**PLATE
ZINC PLATED STEEL**



**CABINET HOOK
ZINC PLATED STEEL**



**MAGNETIC CATCH WITH
LOOSE PIN
WHITE, BROWN**



**RUBBER ROLLER CATCH
ZINC PLATED STEEL**



**BALL CATCH WITH STRIKE
NICKEL PLATED STEEL**



**DOUBLE BALL CATCH
STRUCTURAL BRASS, STRUCTURAL
NICKEL PLATED BRASS**



**DOUBLE BALL CATCH
ZINC PLATED STEEL,
TROPICALIZED STEEL**



**SINGLE BALL CATCH
BRASSED STEEL**



**SUPPORT FOR GLASS
INSIDE 10 MM**



**SUPPORT FOR GLASS
WITH BAS 8 MM**



**HALF ROUNDED COVER CAP WITH ZINC PLATED SCREW
BRIGHT SOLID BRASS,NICKEL PLATED BRASS,BRONZED
BRASS**



**SUPPORT FOR GLASS
INSIDE 10 MM**



**HALF ROUNDED COVER CAP WITH ZINC PLATED SCREW
BRIGHT SOLID BRASS,NICKEL PLATED BRASS,BRONZED
BRASS**



**MIRROR CLIP WITH
RUBBER
NICKEL PLATED STEEL**



**MIRROR CLIPS WITH
RUBBER
NICKEL PLATED STEEL**



**SUPPORT FOR GLASS
WITH BAS 8 MM**



**MIRROR CLIPS
NICKEL PLATED STEEL**



**SOLID BRASS SUPPORT FOR GLASS
WHITE PLASTIC RING, BROWN
PLASTIC RING**



**SOLID BRASS SUPPORT FOR GLASS
WHITE PLASTIC RING, BROWN PLASTIC RING,
BLACK PLASTIC RING**



**BRASS SUPPORT FOR
GLASS WITH LOOSE
SCREW- WHITE OR BROWN
PLASTIC RING**



**BRASS SUPPORT FOR GLASS WITH
FIXED SCREW
WHITE OR BROWN PLASTIC RING**



**SUPPORT FOR GLASS
BRASSED STEEL, NICKEL
PLATED STEEL**



**RUBBER SUPPORT FOR GLASS
NEUTRAL**



**PLASTIC COGGED CABINET HOOK
FOR MIRROR
BROWN**



**SUPPORT FOR GLASS WITH ZINC
PLATED PIN & INSURT NUT**



**SUPPORT FOR TUBE
ZINC PLATED STEEL,
TOPICALIZED STEEL**



**SUPPORT FOR TUBE
ZINC PLATED STEEL,
TROPICALIZED STEEL**



**SUPPORT FOR TUBE
ZINC PLATED STEEL,
TROPICALIZED STEEL,
BRONZED STEEL**



**PLASTIC SUPPORT WITH PIN FOR
TUBE Φ 18
WHITE, BROWN**



**PLASTIC SUPPORT WITH 2 HOLES
FOR TUBE Φ 18
WHITE, BROWN**



**PLASTIC SUPPORT WITH PIN FOR
ROUND TUBE Φ 18 AND OVAL TUBE Φ 15
WHITE, BROWN**



**PLASTIC SUPPORT WITH 2 HOLES
FOR ROUND TUBE Φ 18 AND
OVAL TUBE Φ 15
WHITE, BROWN**



**SOLDED TUBE Φ 18
CHROMIUM PLATED STEEL,
BRASSED
STEEL, PLASTIFICATED STEEL**



**OVAL SOLDERED TUBE Φ 15
CHROME PLATED STEEL,
BRASS STEEL**



**PLASTIC SUPPORT FOR ROUND
 Φ 18MM
WHITE, BROWN, BLACK**



**PLASTIC SUPPORT FOR OVAL Φ
15 MM
WHITE, BROWN, BLACK**



**ZAMAK SUPPORT FOR OVAL Φ 15
MM
BRONZED BRASS, CHROME
PLATED, NICKEL PLATED**



**PLASTIC SUPPORT FOR
OVAL Φ 15 MM
WHITE, BROWN**



**PLASTIC SUPPORT WITH PIN
FOR OVAL Φ 15 MM
WHITE, BROWN**



**PLASTIC SUPPORT WITH 3
HOLES FOR ROUND Φ 25
MM
WHITE, BROWN**



**PLASTIC SUPPORT WITH PIN FOR
ROUND Φ 25 MM
WHITE, BROWN**



**SUPPORT FOR TUBE Φ 18 MM
BRONZED ZAMAK, BRASSED ZAMAK,
CHROME ZAMAK, NICKEL PLATED
ZAMAK**



**PLASTIC SUPPORT
WHITE, BROWN**



**PICTURE HOOK
BRASSED STEEL**




**PICTURE HOOK TYPE X
BRASSED STEEL**



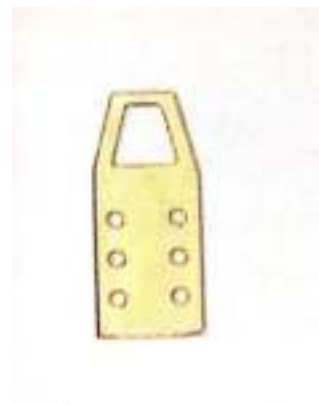
**PICTURE HOOK
TROPICALIZED STEEL**




**PICTURE HOOK
BRASSED STEEL, BRONZED STEEL**




**CORNER PICTURE THICK
BRASSED STEEL**



**PICTURE HOOK WITH 6 HOLES
BRASSED STEEL**



**CORNER FOR PICTURE
BRASSED STEEL**



**CORNER FOR PICTURE
BRASSED STEEL**



**PLATE 170X65 MM
TROPICALIZED STEEL**




**CORNER PLATE 85X65 MM
TROPICALIZED STEEL**



**PLATE 200X90 MM
TROPICALIZED STEEL**



**CORNER PLATE 100X90 MM
TROPICALIZED STEEL**



**OPEN SUPPORT FOR GIRDERS
TROPICALIZED STEEL**



**CLOSED SUPPORT FOR GIRDERS
TROPICALIZED STEEL**



**STIRRUP
TROPICALIZED STEEL**



**PLATE WITH HOLES
TROPICALIZED STEEL**



**POLYMIDE WHEEL WITH THREADED
STEAM M8 AND M10**



**POLYMIDE WHEEL WITH PLATE MM 29X29 AND MM
37X37**



**POLYMIDE WHEEL WITH PUSH FIT
AND SOCKET**



**RETAINER ROUND HEAD
WOOD THREAD**



**RETAINER ROUND HEAD
METRIC THREAD**



**POLYIMIDE WHEEL WITH THREADED
STEM M8 AND M10**



**RETAINING FEMALE HEAD METRIC
THREAD**



**R RETAINING ROUND HEAD ON SOLID
PLATE**



**RETAINER SIMPLE, STEEL WOOD
THREAD**



**R RETAINING CLIP DOUBLE
STEEL WOOD THREAD**



RETAINER SIMPLE STEEL M10



RÜCKHALTER DOPPELT STAHL M10



**RETAINER SIMPLE STEEL
ADJUSTABLE M10X65**



**R HOLDING BRACKET DOUBLE STEEL
ADJUSTABLE M10X65**



ADJUSTABLE STEEL CLAMP M10X125



**R HOLDING BRACKET DOUBLE
STEEL ADJUSTABLE M10X120**



AUTOMATIC PLASTIC RETAINER



KEEL



**AUTOMATIC RETAINING CLIP
PLASTIC WOOD THREAD**



A MAGNET RETAINER MAXI



STORE OPENER STEEL



**L VENETIAN BLIND DRIVER
WOOD THREAD**



**WOOD THREAD FOR VENETIAN
BLINDS**



J BLINDS AND CURTAIN DRIVE M10



SHUTTER CONTROL M10



REINFORCED ELBOW



LEAD SCREW STRAIGHT




PLASTIC PROTECTION



PLASTIC BLIND PULLER



**J SUPPORT PLATES INOX FOR THE
FORWARD DRIVER**



**PLASTIC PLATING DISCS FOR
FEEDER**



A STRIKER FOR THE CONDUCTOR



STORE OPENER STEEL



**SCREW PLATE WITH 3 HOLES
AND NUT M10**



**A SCREW-ON PLATE M10
WITHOUT HOLES WITH NUT**



**COVER PLATE 10.5 WITH 3 HOLES
AND NUT**



**A COVER DISC WITHOUT HOLES AND
WITH A NUT**



RAIL WINDFALL ALUMINUM / INOX



**WINDFALL WEDGE ECCENTRIC WITH
RUBBER STOP**



**WINDFALL WEDGE ECCENTRIC WITH
RUBBER STOP**



**ECCENTRIC WINDFALL
BRACKET WITH RUBBER STOP**



WINDFALL LOG



WINDFALL CLAMP WITH STOP



**WINDFALL BRACKET WITH WOODEN
THREADS AND STOP**



WINDFALL



CLOSING PLATE



**WINDFALLEN BLOCK FOR
BRICKING IN**



**WINDFALL CLAMPS FOR SCREW
MOUNTING**



**WINDFALL CLEAT FOR SCREWING
ON**



PULL ROD INOX



BUFFER STOP



RUBBER STOP ALONE



UNIVERSAL MAXI RETAINER



UNIVERSAL RETAINER WITH SPRING



**UNIVERSAL RETAINING CLIP WITH
SPRING**



**RUBBER PROTECTION, BLACK WITH
SCREW**



**RETAINING CLIPS FOR FOLDING
SHUTTERS**



SHUTTER FITTINGS



PLUG BLIND BRACKET M10



**D DOWELS BLINDS BRACKET WOOD
THREAD**



**UNIVERSAL CLAMPING JAW LEFT-
RIGHT WITH EXCHANGEABLE
MANDREL STEEL**



**U UNIVERSAL CLAMP PLATE
WITHOUT AXIS**



AXIS, CHANGEABLE INOX/ PVC



ADJUSTABLE CLAMP ON PLATE



**V ADJUSTMENT BLOCK PLATE
WITH NUT**



**ELBOW JOINT WITH SCREW
ATTACHMENT**



A BENT SCREW CLAMP



A RECTANGULAR SCREW CLAMP



HALF-ROUND SCREW CLAMP



THE TAIL CLIP



**STONE BLOCK FOR DOUBLE
LOADING**



STONE CLOBBER



STONE BLOCK



STONE BLOCK



STRAIGHT CLAMP



CROOKED HOOK



**BRACKETS STRAIGHT WITH
SCREWS**



CRANKED CLEVIS WITH SCREWS



**BRACKET CARRIER M10 FOR
EXTERNAL INSULATION FOR
CLAMPS AND RETAINERS**



**BRACKET CARRIER M6 FOR EXTERIOR
INSULATION FOR ROLLER SHUTTER
ROD**



**CLAMPING PLATE FOR EXTERNAL
INSULATION M10**



FITTING CARRIER ISOTHER



FITTING CARRIER THORXL



ANCHOR SLEEVE



ANCHOR SLEEVE



**BRACKET EXTENSION FOR FACADES /
RENOVATION**



CLEVIS EXTENSION 'ISOGOND'



ADJUSTABLE STRAP



**ADJUSTMENT ANGLE
ALUMINUM**



**T-BAND ALUMINUM ADJUSTABLE
ANGLE ALUMINUM**



COUNTER-T ALUMINIUM



G BRACKET ADJUSTABLE ALUMINUM



ALUMINUM ROLL PIECE



ALUMINUM CURVED SECTION



REDUCTION SLEEVE PVC



PLATE FOR H-HINGE ALUMINUM



ALUMINUM ROLL PIECE



BRASS AXIS BLACK WITH EDGE



**PROTRACTOR WITH REINFORCED
ROLLER PIECE, STEEL**



**ANGLE TAPE WITH
REINFORCED ROLLER PIECE
BENT, STEEL**



**ADJUSTABLE CENTRAL BAND,
STEEL**



**ADJUSTABLE MID-BAND WITH A
BEND**



ANGLE STRIP PUNCHED



ANGLE BAND PUNCHED BENT



ANGLE STRIP RIVETED



ANGLE BAND RIVETED WITH A BEND



SLAT ANGLE



ANGLE STRIP RIVETED



ANGLE BAND HINGE RIVETED Ø11



MIDDLE BAND HINGE RIVETED Ø11



CONVEYOR BELT STRAIGHT



CONVEYOR BELT ANGLED



COUNTERBAND



**STAMPED ALUMINUM VENETIAN
BLIND MIDDLE BAND**



**PERFORATED BENT ALUMINUM
VENETIAN BLIND TAPE**



MIDDLE BAND PUNCHED



MEDIUM BAND STAMPED BENT



MIDDLE STRIP RIVETED



**MIDDLE BAND RIVETED WITH A
BEND**



UNIVERSAL BAND ALUMINUM



**UNIVERSAL ALUMINUM BAND
WITHOUT HOLE**



BAND HOLDER ALUMINUM



REDUCTION SLEEVE PVC



REDUCTION SLEEVE PVC



BALL CATCHER



CLAMP SNAPPER



CLAMP SNAPPER




**SET 2 SPACER PLATE FOR THE SNAP
FASTENERS**



CLAMP SNAPPER



BOARD MAKER



VENETIAN BLIND SLEEVE



EXHIBITOR LEFT + RIGHT INOX




BOARD LIST MAKER



VENETIAN BLIND HOOK



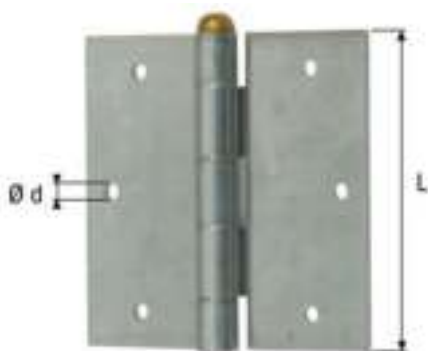
**HINGE STRAIGHT STEEL WITH PULL-
OUT PIN**




**HINGE BENT 10.5 MM STEEL
WITH PULL-OUT PIN**




**HINGE BENT 15 MM STEEL WITH
PULL-OUT PIN**



**FLAT ALUMINUM HINGE WITH PULL-
OUT PIN**



**HINGED BENT ALUMINUM WITH
PULL ROD**



**HINGED BENT ALUMINUM WITH PULL
ROD**



FLAT ALUMINUM HINGE



HINGED BENT ALUMINUM



HINGED BENT ALUMINUM



STONE CLOBBER



CONVEYOR BELT WITH HINGE



LOCKING LATCH FOR SLIDING SHUTTERS



KIT RIEGEL 1F - 1 LEVER + 2 BRACKETS



**KIT RIEGEL 2F - 2 LEVERS + 2
BRACKETS**



**ALUMINUM VENETIAN BLIND
LOCK**



**SAFETY THRESHOLD BOLT
ALUMINUM**



**SECURITY THRESHOLD LOCKING
BOLT**



DRAFT RAILING



BLIND ROD WOODEN THREAD



**SHUTTER ROD WITH EYE
SCREW WITHOUT NUT**



BLIND ROD ON PLATE



INTELLIGENT BLINDS ROD



SHUTTER ROD SAFETY PVC



L. RECHEN



T. RECHEN



RAKE



L-BLINDS MADE OF ALUMINUM



T-BLINDS ALUMINIUM



**ALUMINUM VENETIAN BLIND WITH
MOVABLE SLATS**



ANGLE BRACKET 1 HOLE



M6 TIGHTENING TOOL



ADJUSTABLE WOOD SCREW



**ADJUSTABLE HITCH WITH
WOODEN THREAD**



**ADJUSTABLE HITCH WITH WOODEN
THREAD**



**PLASTIC COATING FOR 193 AND
1933 AND 194**



**ADJUSTABLE SLING FOR CLOTHING
ALUMINUM**




**ADJUSTABLE SLING FOR CLOTHING
ALUMINUM**



**ADJUSTABLE STORM HOOK
ALUMINUM**



**ADJUSTABLE STORM HOOK
ALUMINUM**



**ADJUSTABLE STORM HOOK
ALUMINUM ON PLATE**



EYELET CLAMP ALUMINUM



ALUMINUM RIVET NUT



HEX NUT



CORNER BRACKET



FORK CLAMP



ANGLE SCREW



ANGLE BRACKET WITH FASTENING



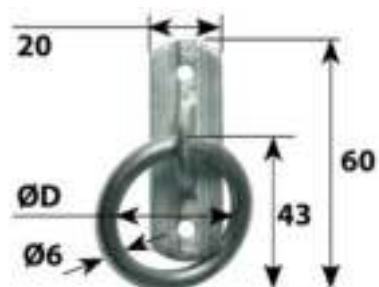
FORK CLAMP WITH SAFETY



PLASTIC RING ON ALUMINUM PLATE.



**SCREW FASTENING WITH
WOODEN THREADS**



**CLAMPING RING ON PLATE FOR
SCREWING**



JALOUSIE HANDLE



ALUMINUM BLIND HANDLE



ALUMINUM SHUTTER HANDLE



BLINDS HANDLE



K GRIP HANDLE



HINGED BENT ALUMINUM



LEAF GRIP



**ROTARY BOLT + SCREW + RETAINING
RING + BUFFER**



PLASTIC HOLDER WITH SCREW CAP



**ALUMINUM BRACKET WITH SCREW
COVER CAP**





PLASTIC CAP



**CONNECT END PIECE + BUFFER
+ SCREW**



**ATTACHABLE ADJUSTABLE ZAMAK
END PIECE**



AS8 PLASTIC GUIDE



**S9 ZINC DIE-CAST GUIDE CAN BE
POWDER COATED**



ROD LOCK



STEEL ROD



KIT WITH INTEGRATED SAFETY



**ROD CLOSURE WITH A REDUCED
HANDLE**



KIT WITH CLICK HANDLE



ZINC DIE-CAST CAP



THE CLAMPING SLEEVE IS INCLINED



ADJUSTABLE BRACKET



CLAMP



**ROD LOCK SDO, PAINTABLE SDO
LOCK DESIGN PAINTABLE**



ROTARY LATCH Ø10



ANTI-DUST SLEEVE



HOOK PLATE FOR TRIPLE BLINDS



**ACCESSORY SET, HOLDER 3
FOOT**



ROD CLOSURE



ACCESSORY SET, HOLDER 2 FOOT



**ADJUSTABLE HOOKS FOR
SCREWING**



GUIDED TOURS



RUSTIC ALUMINUM RAILING



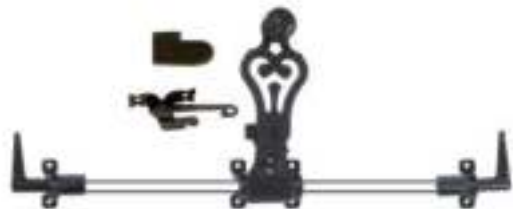
FLAT ALUMINUM ROD LOCK



**ACCESSORY SET FOR FLAT ROD
LOCK ALUMINUM**



STANGE ALUMINIUM



**ACCESSORY SET FOR ROUND ROD
CLOSURE ALUMINUM**



**ANGLE BRACKET ALUMINUM WITH 2
RUBBER STOPPERS**



RUBBER STOPPERS



ANGLE OF ATTACK



**ANGLE BRACKET WOOD
THREAD**



ANGLE BRACKET



ANGLE BRACKET



PUSH BUTTON



**A SHOP SIGN MADE OF ALUMINUM
WITH RUBBER**



RUBBER STOP ALONE



**STRAIGHT LOCKING BOLT
ALUMINUM**



**BULLET LOCK ROUND ALUMINUM /
ZAMAK**



**PVC SLEEVE FOR ROUND BOLT
LATCH**



STRAIGHT ALUMINUM LOCKING BOLT



OFFSET LATCH MADE OF ALUMINUM



SCREWDRIVER



SCREWDRIVER



SCREWDRIVER



FITTINGS FOR SLIDING AND FOLDING SHUTTERS



www.rexconsolidated.com



FITTINGS FOR SLIDING AND FOLDING SHUTTERS



www.rexconsolidated.com

WIND RESISTANCE



www.rexconsolidated.com



INFORMATION ON THE LEAVES



www.rexconsolidated.com

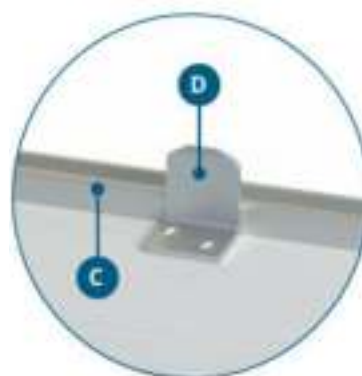
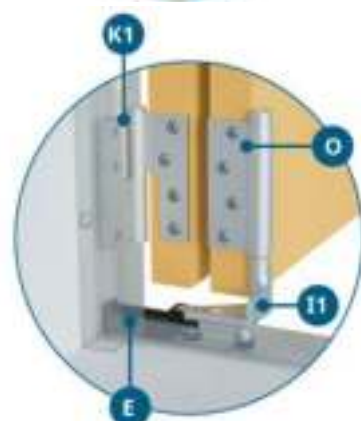
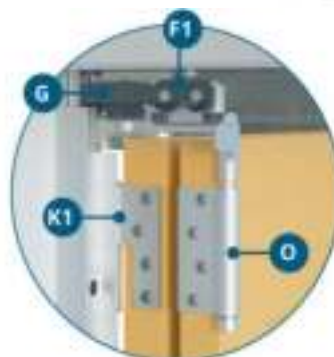


2 BEATS (LEFT OR RIGHT)





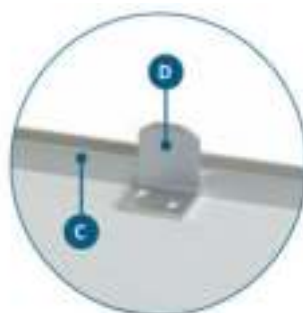
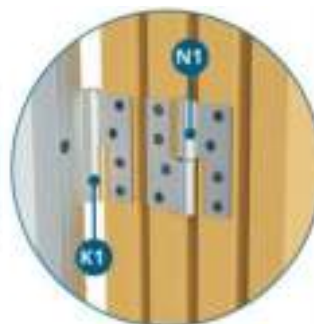
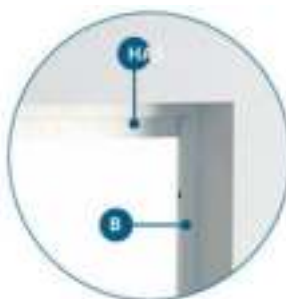
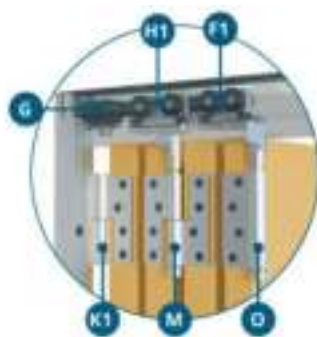
FITTINGS FOR SLIDING AND FOLDING SHUTTERS



www.rexconsolidated.com



4 BEAT TANTS LEFT OR RIGHT

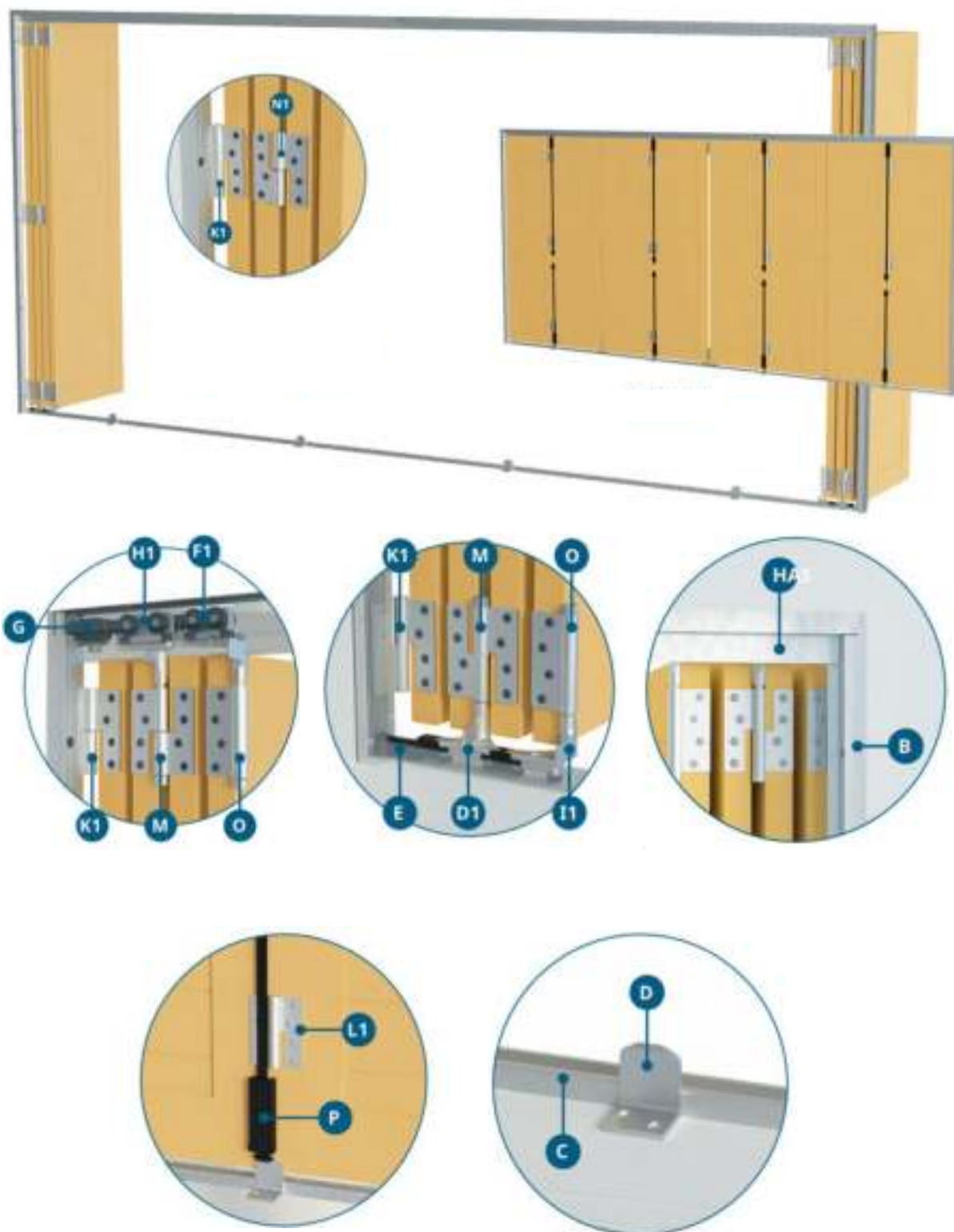


www.rexconsolidated.com



8 BEATS

4 ON THE LEFT AND 4 ON THE RIGHT





PROFILES & ACCESSORIES FOR ALUMINUM PRE-FRAME



www.rexconsolidated.com




HIGH GUIDANCE



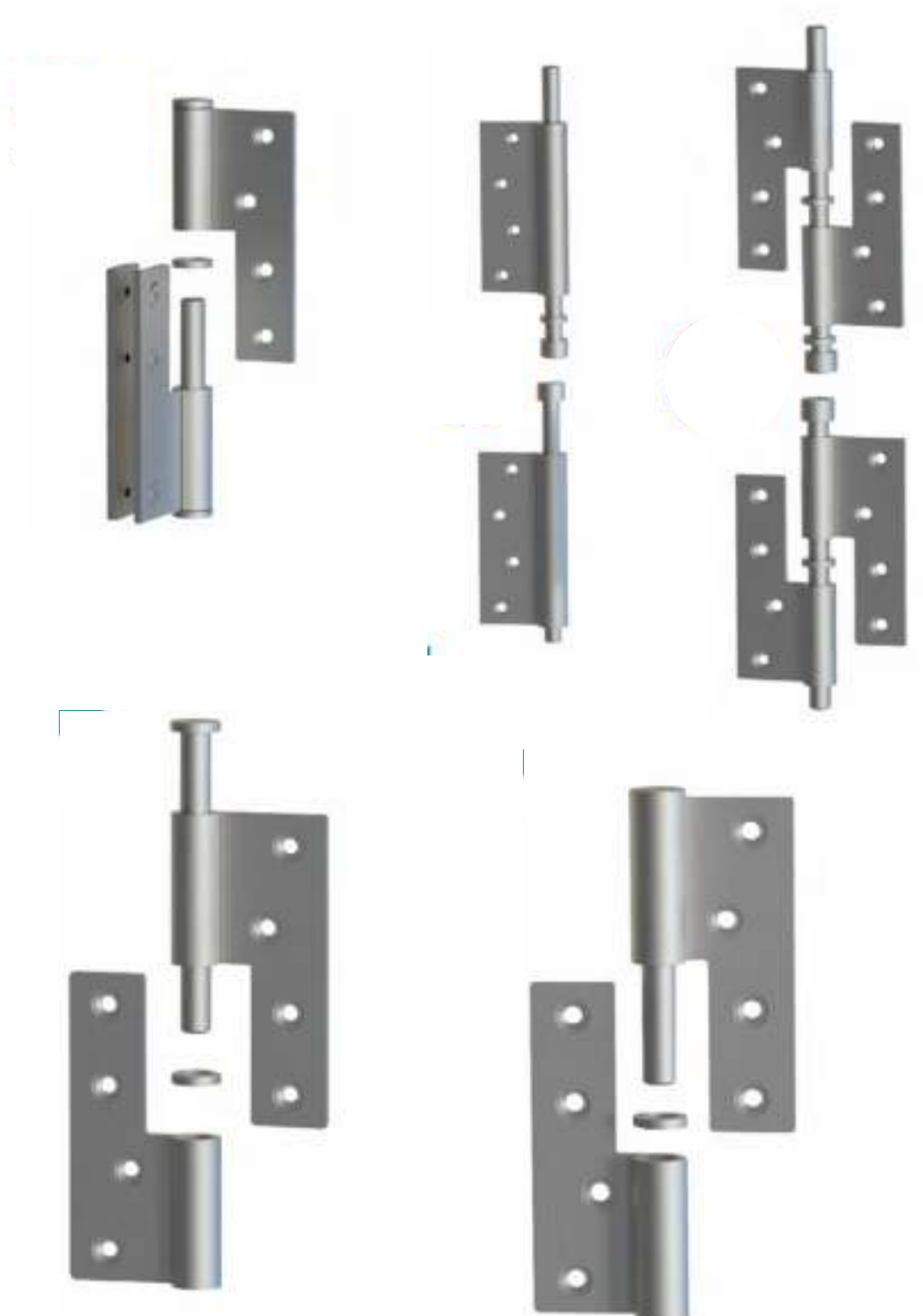


LOW GUIDANCE






HINGES



www.rexconsolidated.com



LOCKDOWN





DOOR HINGES



DOOR CORNER HINGE



CLAMPING STRAP



DOOR CENTER STRIP



DOOR HINGES



SCREW-ON CLAMPS



SCREW-ON CLAMPS DOWN



WALL KNOBS



LATCHES



**SLIDING BOLT WITH STAINLESS
STEEL LATCH**



STRIKER FOR LOCKS



**KLOBEN STRAIGHT BOLT WITHOUT
STRIKE STRAIGHT BOLT**



LATCHES



**RIGHT LOCK WITH CHIAVISTEL
BRIDGE STRIKE OR STRAIGHT PIN
W/HOOK**



**LATCH BOLT BENT WITH STRIKE
PLATE**



**BENDING FORK WITH CLOSING
PLATE**



LATCHES



**LATCH BOLT STRAIGHT WITH
SLIDING BOLT**



BENT BOLT WITH STRIKE PLATE



**STRAIGHT PUSH-BUTTON WITHOUT
LATCH**



LATCHES



**OFFSET LOCKING BOLT WITH STRIKE
PLATE**



**STRAIGHT ROD WITHOUT CLAMPING
DEVICE**



BENT BOLT WITH STRIKE PLATE



LATCHES



BAYONET BOLT WITH COVER PLATE



SLIDING BOLT WITH LOCKING LATCH



SLIDING BOLT WITHOUT LOCKING BOLT



LATCHES



**INOX SLIDING GATE WITH INOX
ANGLE BRACKET**



STABLE BARS WITH CLAMPS




STRIKER FOR LOCKS



LATCHES



BRIDGE STRIKE



BRIDGE STRIKE



LOCK PLATE



MOUNTING LATCH WITH HOOK AND
STRIKER PLATE



WINDOW FITTINGS



STOPPER



WINDOW BRACKET



STAINLESS STEEL PROJECTION ARM



WINDOW FITTINGS



TRANSOM COMPASS



TRANSOM COMPASS



TRANSOM LATCH



WINDOW FITTINGS



TRANSOM LATCH



SCREW LATCH



STRIKE PLATE



HANDLES OF THE BOX



CASH HANDLE



CASH HANDLE



CASH HANDLE




HANDLES OF THE BOX



ARREST NOTCH HANDLE



**CASK HANDLE WITH LOCKING
MECHANISM**



CASH HANDLE



HANDLES OF THE BOX



CASH HANDLE



CASH HANDLE



CASH CLOSURES



CASE CLOSURE FOR PADLOCK



GUEST LOCK



CASE CLOSURE FOR PADLOCK



CASH CLOSURES



GUEST LOCK



GUEST LOCK



CASE CLOSURE FOR PADLOCK



CASH CLOSURES



LOCK ADJUSTABLE



GUEST LOCK



GUEST LOCK



BOX CLOSURE FOR PADLOCK



STRIKE PLATES



STRIKE-1



STRIKE-2



STRIKE-3



STRIKE-4



STRIKE-5



STRIKE-6



STRIKE-7



STRIKE-8



STRIKE-9



PADLOCKS



PADLOCK WITH STRIKER



SINGLE LATCH FOR PADLOCK



PADLOCK WITH STRIKER



SINGLE LATCH FOR PADLOCK



BOX HINGE



BOX HINGE



BOX HINGE



BOX HINGE



HINGES



BOX CORNER




HINGE



T-HINGE



HINGE



HINGE



STAINLESS STEEL HINGE



HINGES



HINGE



HINGE



STAINLESS STEEL HINGE



STAINLESS STEEL HINGE




HINGE



HINGE



HINGES



HINGE



TABLE HINGE



STAINLESS STEEL HINGE



STAINLESS STEEL HINGE



HINGES



HINGE



TABLE HINGE



STAINLESS STEEL HINGE



STAINLESS STEEL HINGE



HINGES



WELDING HINGE



WELDING HINGE



WELDING HINGE



3D ADJUSTABLE WELDING HINGE



3D ADJUSTABLE WELDING HINGE



ANGLES



STRENGTHENING ANGLE



WIDE ANGLE



STRONG STANDING ANGLE



STANDING ANGLE



REINFORCING BRACKET



SCREW & PLATE



**STRONG SCREWING LEG WITH
WOODEN THREAD Ø 10**



SCREW-ON TAB



SCREW PLATE



SCREW IN WOODEN THREAD Ø 6



REINFORCEMENT PLATE



HANGING PLATE



PAWS / PLATES



SCREW WITH FASTENER



EYE PLATE



SHELF LEG



SHELF LEG



BED SQUARE



BED HARDWARE



HOOKS



FIXING ROD



DOUBLE SCALE COMPASS



COMPASS OF DOUBLE LADDER



FOLDING CHAIR



HUT AND MANTEL HOOKS



HAT AND COAT HOOK



HOOKS



HAT AND COAT HOOK



COAT HOOK



CLOTHES HANGER HOLDER WITH
FIXTURE HOLDER FOR EXTERIOR
INSULATION



CLOTHES HANGER HOLDER
ALUMINUM SINGLE



HUT AND MANTEL HOOKS



STAIR SCREWS - POST SUPPORT



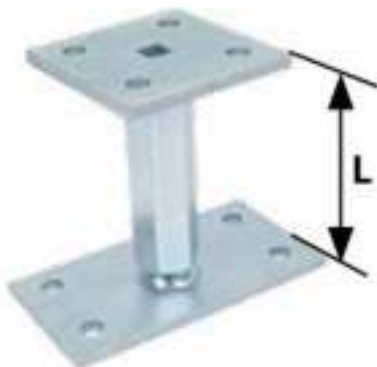
STAIR BOLTS WITH WASHERS AND
NUTS



UNIVERSAL POST HOLDER



CLOTHES HANGER HOLDER WITH
FIXTURE HOLDER FOR EXTERIOR
INSULATION



CHAMPION POST HOLDER



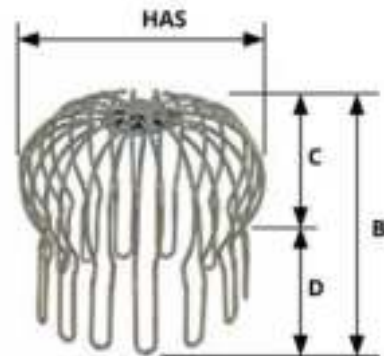
WIRE SPANNER



CORNERS



WIRE SPANNER KEY



STRAINER



RIBBED SQUARE 20X20 ANGULAR
CORNER 20X20



RIBBED BEVELED ANGLE 30X30
ANGULAR ANGLE, 30X30



CHAMPION POST HOLDER



REINFORCED MOUNTING BRACKET



SECURITY



ALUMINUM SAFETY BAR



LOCK FOR SLIDING DOOR



CHAMPION POST HOLDER



REINFORCED MOUNTING BRACKET

www.rexconsolidated.com



SECURITY



ADJUSTABLE STORE STOP



LOADING BELT WITH SQUARE END
40X5 Ø16




T-HINGE



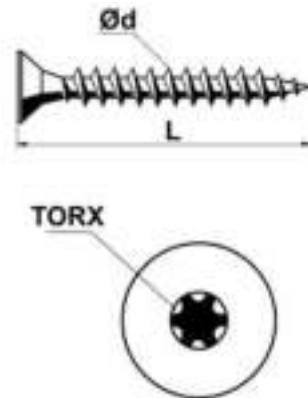
T-HINGE



SCREWS



SCREW WITH WASHER AND NUT FOR STAIRS



**CHIPBOARD SCREWS,
COUNTERSUNK HEAD WITH TORX
FLAT**



**CHIPBOARD SCREWS, PAN HEAD
WITH TORX**



**FLAT COUNTERSUNK SCREWS WITH
4-SIDED HEAD AND 6-SIDED NUT**



BLIND RIVET FLAT HEAD



SLEEVE NUT ALUMINUM



SECURITY



HEX NUT



PLASTIC DOWEL



WASHER