



**SockWell**

FALL 2021  
FEEL BETTER IN STYLE





AT SOCKWELL,  
WE STAND FOR

# wellness

We're shaking up how people think about socks as we spin innovative technologies together with fresh, modern styling.

You'll Experience Socks  
That Help You Feel Better In Style



MADE IN THE USA



COMFORT SOLUTIONS



MODERN DESIGN



HIGH PERFORMANCE YARNS



HOMEGROWN AMERICAN WOOL



SUSTAINABLE PRACTICES



EXPERIENCE THE BENEFITS OF

# homegrown wool


wool: the original high-performance fiber

The natural properties of wool keep your feet and shoes dry while maintaining a comfortable temperature in both warm and cool conditions. Wool naturally limits odors and blisters.

## our two custom blends

FINE MERINO WOOL  
+ ALPACA

Enhanced durability, insulation,  
and lushness that's fluffy  
to the touch.



FINE MERINO WOOL  
+ BAMBOO

Breathability and performance  
paired with a soft, smooth  
hand-feel.



KEEPS  
FEET DRY



REGULATES  
TEMPERATURE



NATURAL  
ODOR CONTROL



HOMEGROWN  
MERINO WOOL



BIODEGRADABLE  
& RENEWABLE



SOFT &  
COMFORTABLE





# OUR EVERYDAY HEROES, Our Sockwell Community

This year has sure brought its share of ups and downs, but through it all, we've been amazed to see how the Sockwell community came together. From the thousands of customers and retail partners who helped us raise over \$15,000 to support COVID-relief efforts to the healthcare and essential workers who shared their stories and sent us letters of support and kindness—actual letters in the mail—we can truly say we have the best people wearing our socks. You are the reason we're here. You are the true, everyday heroes. You are the Sockwell community. Thank you.



thank  
you



Click Categories Below To Navigate



Click Categories Below To Navigate



Click Categories Below To Navigate



Click Categories Below To Navigate



GO TO





**SIT | STAND | TRAVEL | RECOVER**

**HIGH PERFORMANCE & LUXURIOUS FINE MERINO WOOL / RAYON FROM BAMBOO**  
 provides natural odor control, keeps feet dry + regulates temperature

**FOUR ZONES OF GRADUATED COMPRESSION**  
 supports and revitalizes, minimizes swelling, reduces fatigue

**ACCU-FIT TECHNOLOGY**  
 for a snappy, all-day fit

**SEAMLESS TOE CLOSURE**  
 non-irritating toe closure

**SOCKWELL OFFERS 2 LEVELS OF COMPRESSION - TRY BOTH!**

<b>MODERATE</b> 15-20mmHg	<b>FIRM</b> 20-30mmHg
------------------------------	--------------------------

**MINIMIZES SWELLING**  
 by keeping blood from pooling in the foot

**SUPPORTS AND REVITALIZES**  
 and minimizes varicose veins

**REDUCES FATIGUE**  
 by stabilizing muscles



**RECOMMENDED FOR:**

- Prolonged sitting and standing
- Flying and traveling
- Exercise and recovery
- Minor to moderate swelling in the feet & ankles
- Minor to moderate varicose veins
- Relief from plantar fasciitis

# WOMEN'S LIFESTYLE Compression



“ As a teacher I am on my feet a lot during the day and these socks have been my lifesaver. They provide comfort, support, and the fun designs bring a little happiness to my day. I recommend them to anyone and everyone!  
 - Denise ”





CHEVRON SW7W

MODERATE 15-20 mmHg

FEATURES: Accu-fit Technology, Graduated Compression, Turn Welt Top, Arch Support, Seamless Toe Closure

CUSHIONING: Ultra Light Cushion Sole

CONTENT: 32% Merino Wool, 31% Rayon from Bamboo, 32% Stretch Nylon, 5% Spandex

SIZES: Women's S/M & M/L

FINE MERINO WOOL / RAYON FROM BAMBOO



LIVE OUT LOUD, NEW COLOR, LIVE OUT LOUD

NEW COLOR

CIRCULATOR SW1W

MODERATE 15-20 mmHg

FEATURES: Accu-fit Technology, Graduated Compression, Turn Welt Top, Arch Support, Seamless Toe Closure

CUSHIONING: Ultra Light Cushion Sole

CONTENT: 32% Merino Wool, 31% Rayon from Bamboo, 32% Stretch Nylon, 5% Spandex

SIZES: Women's S/M & M/L

FINE MERINO WOOL / RAYON FROM BAMBOO



NEW COLOR, LIVE OUT LOUD

LIVE OUT LOUD, NEW COLOR, LIVE OUT LOUD

SPOT ON SW82W

MODERATE 15-20 mmHg

FEATURES: Accu-fit Technology, Graduated Compression, Turn Welt Top, Arch Support, Seamless Toe Closure

CUSHIONING: Ultra Light Cushion Sole

CONTENT: 32% Merino Wool, 31% Rayon from Bamboo, 32% Stretch Nylon, 5% Spandex

SIZES: Women's S/M & M/L

FINE MERINO WOOL / RAYON FROM BAMBOO



DAMASK SW16W

MODERATE 15-20 mmHg

FEATURES: Accu-fit Technology, Graduated Compression, Turn Welt Top, Arch Support, Seamless Toe Closure

CUSHIONING: Ultra Light Cushion Sole

CONTENT: 32% Merino Wool, 31% Rayon from Bamboo, 32% Stretch Nylon, 5% Spandex

SIZES: Women's S/M & M/L

FINE MERINO WOOL / RAYON FROM BAMBOO



NEW COLOR

ORBITAL SW28W

MODERATE 15-20 mmHg

FEATURES: Soft Roll Top, Accu-fit Technology, Graduated Compression, Arch Support, Seamless Toe Closure

CUSHIONING: Ultra Light Cushion Sole

CONTENT: 34% Merino Wool, 34% Rayon from Bamboo, 28% Stretch Nylon, 4% Spandex

SIZES: Women's S/M & M/L

FINE MERINO WOOL / RAYON FROM BAMBOO



BOTANICAL SW43W

MODERATE 15-20 mmHg

FEATURES: Accu-fit Technology, Graduated Compression, Turn Welt Top, Arch Support, Seamless Toe Closure

CUSHIONING: Light Cushion Sole

CONTENT: 33% Merino Wool, 33% Rayon from Bamboo, 28% Stretch Nylon, 6% Spandex

SIZES: Women's S/M & M/L

FINE MERINO WOOL / RAYON FROM BAMBOO



NEW COLOR





# THE novelty COLLECTION

## HEART THROB SW108W new style

MODERATE 15-20 mmHg

**FEATURES:**  
Accu-fit Technology  
Graduated Compression  
Turn Welt Top  
Arch Support  
Seamless Toe Closure

**CUSHIONING:**  
Ultra Light Cushion Sole

**CONTENT:**  
32% Merino Wool  
31% Rayon from Bamboo  
32% Stretch Nylon  
5% Spandex

**SIZES:**  
Women's S/M & M/L

FINE MERINO WOOL / RAYON FROM BAMBOO



## FREE FLY SW110W new style

MODERATE 15-20 mmHg

**FEATURES:**  
Accu-fit Technology  
Graduated Compression  
Turn Welt Top  
Arch Support  
Seamless Toe Closure

**CUSHIONING:**  
Ultra Light Cushion Sole

**CONTENT:**  
33% Merino Wool  
32% Rayon from Bamboo  
30% Stretch Nylon  
5% Spandex

**SIZES:**  
Women's S/M & M/L

FINE MERINO WOOL / RAYON FROM BAMBOO



## CAFFEINATED SW111W new style

MODERATE 15-20 mmHg

**FEATURES:**  
Accu-fit Technology  
Graduated Compression  
Turn Welt Top  
Arch Support  
Seamless Toe Closure

**CUSHIONING:**  
Ultra Light Cushion Sole

**CONTENT:**  
33% Merino Wool  
32% Rayon from Bamboo  
30% Stretch Nylon  
5% Spandex

**SIZES:**  
Women's S/M & M/L

FINE MERINO WOOL / RAYON FROM BAMBOO



Black  
900

Blue Ridge  
625

Barley  
040

## FELINE FANCY SW90W

MODERATE 15-20 mmHg

**FEATURES:**  
Accu-fit Technology  
Graduated Compression  
Turn Welt Top  
Arch Support  
Seamless Toe Closure

**CUSHIONING:**  
Ultra Light Cushion Sole

**CONTENT:**  
32% Merino Wool  
31% Rayon from Bamboo  
32% Stretch Nylon  
5% Spandex

**SIZES:**  
Women's S/M & M/L

FINE MERINO WOOL / RAYON FROM BAMBOO



Black  
900

Barley  
040

Rose  
520

## CANINE CUDDLE SW97W

MODERATE 15-20 mmHg

**FEATURES:**  
Accu-fit Technology  
Graduated Compression  
Turn Welt Top  
Arch Support  
Seamless Toe Closure

**CUSHIONING:**  
Ultra Light Cushion Sole

**CONTENT:**  
32% Merino Wool  
31% Rayon from Bamboo  
32% Stretch Nylon  
5% Spandex

**SIZES:**  
Women's S/M & M/L

FINE MERINO WOOL / RAYON FROM BAMBOO



Charcoal  
850

Jade  
485

Bluestone  
660



DRAGONFLY SW106W

MODERATE 15-20 mmHg

- FEATURES:**  
 Accu-fit Technology  
 Graduated Compression  
 Turn Welt Top  
 Arch Support  
 Seamless Toe Closure

**CUSHIONING:**  
Ultra Light Cushion Sole

**CONTENT:**  
32% Merino Wool  
31% Rayon from Bamboo  
32% Stretch Nylon  
5% Spandex

**SIZES:**  
Women's S/M & M/L

FINE MERINO WOOL / RAYON FROM BAMBOO



Black 900

Bluestone Shimmer 662

Rose Shimmer 522

WINTERLAND SW92W

MODERATE 15-20 mmHg

- FEATURES:**  
 Accu-fit Technology  
 Graduated Compression  
 Turn Welt Top  
 Arch Support  
 Seamless Toe Closure

**CUSHIONING:**  
Ultra Light Cushion Sole

**CONTENT:**  
32% Merino Wool  
31% Rayon from Bamboo  
32% Stretch Nylon  
5% Spandex

**SIZES:**  
Women's S/M & M/L

FINE MERINO WOOL / RAYON FROM BAMBOO



Black 900

Denim 650

Ruby 580

Natural 015



FEATHERWEIGHT FANCY SW100W

MODERATE 15-20 mmHg

- FEATURES:**  
**Our Lightest Weight Fit**  
 Accu-fit Technology  
 Graduated Compression  
 Turn Welt Top  
 Arch Support  
 Seamless Toe Closure

**CUSHIONING:**  
Non-cushion

**CONTENT:**  
32% Merino Wool  
32% Rayon from Bamboo  
28% Stretch Nylon  
8% Spandex

**SIZES:**  
Women's S/M & M/L

FINE MERINO WOOL / RAYON FROM BAMBOO



Black 900

Black 2 901

Denim 650

Natural 015

FEATHERWEIGHT FLAIR SW99W

MODERATE 15-20 mmHg

- FEATURES:**  
**Our Lightest Weight Fit**  
 Accu-fit Technology  
 Graduated Compression  
 Turn Welt Top  
 Arch Support  
 Seamless Toe Closure

**CUSHIONING:**  
Ultra Light Cushion Sole

**CONTENT:**  
32% Merino Wool  
32% Rayon from Bamboo  
28% Nylon  
8% Spandex

**SIZES:**  
Women's S/M & M/L

FINE MERINO WOOL / RAYON FROM BAMBOO



Black 900

Black 2 901

NEW COLOR  
LIVE OUT LOUD

Navy 600

NEW COLOR  
LIVE OUT LOUD

Khaki 030

Natural 015





FULL FLORAL SW63W

MODERATE 15-20 mmHg

FEATURES: Specially Designed for Wide Calf Fit

- Accu-fit Technology
Graduated Compression
Turn Welt Top
Arch Support
Seamless Toe Closure

CUSHIONING: Ultra Light Cushion Sole

CONTENT: 32% Merino Wool, 31% Rayon from Bamboo, 32% Nylon, 5% Spandex

SIZES: Women's S/M & M/L FINE MERINO WOOL / RAYON FROM BAMBOO



Black 900, Denim 650, Blue Ridge 625 (NEW COLOR), Charcoal 850, Plum 350

FULL FLATTERY SW57W

MODERATE 15-20 mmHg

FEATURES: Specially Designed for Wide Calf Fit

- Accu-fit Technology
Graduated Compression
Turn Welt Top
Arch Support
Seamless Toe Closure

CUSHIONING: Ultra Light Cushion Sole

CONTENT: 32% Merino Wool, 31% Rayon from Bamboo, 32% Nylon, 5% Spandex

SIZES: Women's S/M & M/L FINE MERINO WOOL / RAYON FROM BAMBOO



Black 900, Navy 600, Charcoal 850, Azalea 560 (LIVE OUT LOUD), Ash 805 (NEW COLOR)

FULL TWIST SW91W

MODERATE 15-20 mmHg

FEATURES: Specially Designed for Wide Calf Fit

- Accu-fit Technology
Graduated Compression
Non-Binding Classic Top
Arch Support
Seamless Toe Closure

CUSHIONING: Ultra Light Cushion Sole

CONTENT: 32% Merino Wool, 31% Rayon from Bamboo, 32% Nylon, 5% Spandex

SIZES: Women's S/M & M/L FINE MERINO WOOL / RAYON FROM BAMBOO



Black 900, Navy 600, Charcoal 850, Teal 480, Concorde 300

MICRO GRADE SW36W

MODERATE 15-20 mmHg

FEATURES: Accu-fit Technology, Graduated Compression, Turn Welt Top, Arch Support, Seamless Toe Closure

CUSHIONING: Non-Cushion

CONTENT: 32% Merino Wool, 31% Rayon from Bamboo, 32% Stretch Nylon, 5% Spandex

SIZES: Women's S/M & M/L FINE MERINO WOOL / RAYON FROM BAMBOO



Black 900, Denim 650 (NEW COLOR), Charcoal 850, Natural 015, Mineral 425, Red Rock 525 (NEW COLOR, LIVE OUT LOUD)

STEP UP SW104W

MODERATE 15-20 mmHg

FEATURES: Accu-fit Technology, Graduated Compression, Turn Welt Top, Arch Support, Seamless Toe Closure

CUSHIONING: Non-Cushion

CONTENT: 32% Merino Wool, 31% Rayon from Bamboo, 32% Nylon, 5% Spandex

SIZES: Women's S/M & M/L

FINE MERINO WOOL / RAYON FROM BAMBOO



Black 900, Plum 350, Bluestone 660, Natural 015

ON THE SPOT SW3W

MODERATE 15-20 mmHg

FEATURES: Accu-fit Technology, Graduated Compression, Turn Welt Top, Arch Support, Seamless Toe Closure

CUSHIONING: Non-Cushion

CONTENT: 33% Merino Wool, 33% Rayon from Bamboo, 28% Stretch Nylon, 6% Spandex

SIZES: Women's S/M & M/L FINE MERINO WOOL / RAYON FROM BAMBOO



Black 900, Black Multi 903 (NEW COLOR), Black Sparkle 902, Navy 600, Charcoal 850, Denim Sparkle 651, Plum Sparkle 351, Ash 805





**LOTUS LIFT SW109W** ✦ new style

FIRM 20-30 mmHg

**FEATURES:**  
Accu-fit Technology  
Graduated Compression  
Turn Welt Top  
Arch Support  
Seamless Toe Closure

**CUSHIONING:**  
Ultra Light Cushion Sole

**CONTENT:**  
32% Merino Wool  
31% Rayon from Bamboo  
32% Stretch Nylon  
5% Spandex

**SIZES:**  
Women's S/M & M/L

FINE MERINO WOOL / RAYON FROM BAMBOO



Charcoal 850

Turquoise 680  
LIVE OUT LOUD

Azalea 560  
LIVE OUT LOUD

Barley 040

**THE RAJ SW70W**

FIRM 20-30 mmHg

**FEATURES:**  
Accu-fit Technology  
Graduated Compression  
Turn Welt Top  
Arch Support  
Seamless Toe Closure

**CUSHIONING:**  
Ultra Light Cushion Sole

**CONTENT:**  
31% Merino Wool  
30% Rayon from Bamboo  
33% Stretch Nylon  
6% Spandex

**SIZES:**  
Women's S/M & M/L

FINE MERINO WOOL / RAYON FROM BAMBOO



Black 900

Denim 650

Charcoal 850

Jade 485  
NEW COLOR  
LIVE OUT LOUD

Red Rock 525  
NEW COLOR  
LIVE OUT LOUD

Natural 015

**TWISTER SW29W**

FIRM 20-30 mmHg

**FEATURES:**  
Accu-fit Technology  
Graduated Compression  
Turn Welt Top  
Arch Support  
Seamless Toe Closure

**CUSHIONING:**  
Ultra Light Cushion Sole

**CONTENT:**  
33% Merino Wool  
33% Rayon from Bamboo  
28% Stretch Nylon  
6% Spandex

**SIZES:**  
Women's S/M & M/L

FINE MERINO WOOL / RAYON FROM BAMBOO



Black Solid 905

Black 900

Navy 600

Jade 485  
LIVE OUT LOUD

Ink 655  
NEW COLOR  
LIVE OUT LOUD

**ELEVATION SW4W**

FIRM 20-30 mmHg

**FEATURES:**  
Accu-fit Technology  
Graduated Compression  
Turn Welt Top  
Arch Support  
Seamless Toe Closure

**CUSHIONING:**  
Ultra Light Cushion Sole

**CONTENT:**  
31% Merino Wool  
31% Rayon from Bamboo  
30% Stretch Nylon  
8% Spandex

**SIZES:**  
Women's S/M & M/L

FINE MERINO WOOL / RAYON FROM BAMBOO



Black 900

Black Multi 903

Denim 650

Charcoal 850  
NEW COLOR

Buff 070

**NEW LEAF SW37W**

FIRM 20-30 mmHg

**FEATURES:**  
Accu-fit Technology  
Graduated Compression  
Turn Welt Top  
Arch Support  
Seamless Toe Closure

**CUSHIONING:**  
Non-Cushion

**CONTENT:**  
31% Merino Wool  
31% Rayon from Bamboo  
31% Stretch Nylon  
7% Spandex

**SIZES:**  
Women's S/M & M/L

FINE MERINO WOOL / RAYON FROM BAMBOO



Black 900

Charcoal 850

Blue Ridge 625  
NEW COLOR

Bluestone 660

Plum 350

Sage 400

Natural 015





# Live Out Loud

## THE COLOR CURE



MICRO GRADE  
Red Rock  
525



HEART THROB  
Red Rock  
525



THE RAJ  
Red Rock  
525



CHEVRON  
Poppy  
230



CIRCULATOR  
Poppy  
230



FULL FLATTERY  
Azalea  
560



LOTUS LIFT  
Azalea  
560



CYCLONE II  
Natural  
015



FEATHERWEIGHT  
FLAIR  
Black 2  
901



TWISTER  
Ink  
655



CHEVRON  
Hyacinth  
310



HEART THROB  
Ocean  
640



CIRCULATOR  
Ink  
655



FEATHERWEIGHT  
FLAIR  
Navy  
600



LOTUS LIFT  
Turquoise  
680



THE RAJ  
Jade  
485



CIRCULATOR  
Jade  
485



TWISTER  
Jade  
485



CHEVRON  
Jade  
485



CANINE CUDDLE  
Jade  
485



# shimmer & sparkle

CIRCULATOR PAGE 11



CHEVRON PAGE 10



WINTERLAND PAGE 14



ON THE SPOT PAGE 17



DRAGONFLY PAGE 14



BIG EASY PAGE 53



SPARKLE SPRAY PAGE 61



SNOW GLOW PAGE 63



UNDERCOVER PAGE 57



MOUNTAIN JAQUARD PAGE 63



BOWTIE PAGE 61



BABY CABLE PAGE 58



TRAVERSE KNEE HIGH PAGE 41



PLANTAR SPORT QUARTER PAGE 49



FLASH MICRO PAGE 38



leave a little  
**sparkle**  
wherever you go!

## MEN'S LIFESTYLE Compression

“

Varicose veins and leg swelling for 40 years means I've tried them all. Sockwell compression socks keep me edema free without itch or discomfort, at a competitive cost, and they last longer than competitors. And they're good looking and fun to wear. They're simply the .

- John B., M.D. ”





CIRCULATOR SW1M

MODERATE 15-20 mmHg

- FEATURES:**  
 Accu-fit Technology  
 Graduated Compression  
 Turn Welt Top  
 Arch Support  
 Seamless Toe Closure

**CUSHIONING:**  
Ultra Light Cushion Sole

**CONTENT:**  
32% Merino Wool  
31% Rayon from Bamboo  
32% Stretch Nylon  
5% Spandex

**SIZES:**  
Men's M/L & L/XL  
Available in XXL, sizes 14-16



Black 900, Black Stripe 901, Navy 600, Charcoal 850, Khaki 030, Denim 650

FINE MERINO WOOL / RAYON FROM BAMBOO



SPORTSTER SW19M

MODERATE 15-20 mmHg

- FEATURES:**  
 Accu-fit Technology  
 Graduated Compression  
 Turn Welt Top  
 Arch Support  
 Seamless Toe Closure

**CUSHIONING:**  
Ultra Light Cushion Sole

**CONTENT:**  
32% Merino Wool  
31% Rayon from Bamboo  
32% Nylon  
5% Spandex

**SIZES:**  
Men's M/L & L/XL  
Available in XXL, sizes 14-16



Black 901, Charcoal 850, Navy 600, Bark 750, Khaki 030, Lt. Grey 800

FINE MERINO WOOL / RAYON FROM BAMBOO

ROAD TRIP SW63M new style

MODERATE 15-20 mmHg

- FEATURES:**  
 Accu-fit Technology  
 Graduated Compression  
 Turn Welt Top  
 Arch Support  
 Seamless Toe Closure

**CUSHIONING:**  
Ultra Light Cushion Sole

**CONTENT:**  
33% Merino Wool  
32% Rayon from Bamboo  
30% Stretch Nylon  
5% Spandex

**SIZES:**  
Men's M/L & L/XL  
FINE MERINO WOOL / RAYON FROM BAMBOO



Black 900, Navy 600, Khaki 030

TWILLFUL SW27M

MODERATE 15-20 mmHg

- FEATURES:**  
 Accu-fit Technology  
 Graduated Compression  
 Turn Welt Top  
 Arch Support  
 Seamless Toe Closure

**CUSHIONING:**  
Ultra Light Cushion Sole

**CONTENT:**  
32% Merino Wool  
31% Rayon from Bamboo  
32% Nylon  
5% Spandex

**SIZES:**  
Men's M/L & L/XL  
FINE MERINO WOOL / RAYON FROM BAMBOO



Black 900, Navy 600, Espresso 780, Khaki 030, Charcoal 850, Blue Ridge 625

IN FLIGHT SW56M

MODERATE 15-20 mmHg

- FEATURES:**  
 Accu-fit Technology  
 Graduated Compression  
 Turn Welt Top  
 Arch Support  
 Seamless Toe Closure

**CUSHIONING:**  
Ultra Light Cushion Sole

**CONTENT:**  
32% Merino Wool  
31% Rayon from Bamboo  
32% Stretch Nylon  
5% Spandex

**SIZES:**  
Men's M/L & L/XL  
FINE MERINO WOOL / RAYON FROM BAMBOO



Black 900, Navy 600, Charcoal 850

LIFESTYLE COMPRESSION

LIFESTYLE COMPRESSION

FALL 2021

FALL 2021



FOOTHOLD SW44M

MODERATE 15-20 mmHg

- FEATURES:
- Accu-fit Technology
  - Graduated Compression
  - Turn Welt Top
  - Arch Support
  - Seamless Toe Closure

CUSHIONING: Ultra Light Cushion Sole

CONTENT:

- 32% Merino Wool
- 31% Rayon from Bamboo
- 32% Nylon
- 5% Spandex

SIZES:

Men's M/L & L/XL

FINE MERINO WOOL / RAYON FROM BAMBOO



DIAMOND DANDY SW61M

MODERATE 15-20 mmHg

- FEATURES:
- Accu-fit Technology
  - Graduated Compression
  - Turn Welt Top
  - Arch Support
  - Seamless Toe Closure

CUSHIONING: Ultra Light Cushion Sole

CONTENT:

- 32% Merino Wool
- 31% Rayon from Bamboo
- 32% Stretch Nylon
- 5% Spandex

SIZES:

Men's M/L & L/XL

FINE MERINO WOOL / RAYON FROM BAMBOO



SHADOW BOX SW16M

MODERATE 15-20 mmHg

- FEATURES:
- Accu-fit Technology
  - Graduated Compression
  - Turn Welt Top
  - Arch Support
  - Seamless Toe Closure

CUSHIONING: Ultra Light Cushion Sole

CONTENT:

- 31% Merino Wool
- 31% Rayon from Bamboo
- 30% Stretch Nylon
- 8% Spandex

SIZES:

Men's M/L & L/XL

Available in XXL, sizes 14-16

FINE MERINO WOOL / RAYON FROM BAMBOO



FEATHERWEIGHT SW100M

MODERATE 15-20 mmHg

- FEATURES:
- Our Lightest Weight Fit
  - Accu-fit Technology
  - Graduated Compression
  - Turn Welt Top
  - Arch Support
  - Seamless Toe Closure

CUSHIONING: Ultra Light Cushion Sole

CONTENT:

- 32% Merino Wool
- 32% Rayon from Bamboo
- 28% Stretch Nylon
- 8% Spandex

SIZES:

Men's M/L & L/XL

FINE MERINO WOOL / RAYON FROM BAMBOO



BART SW20M

MODERATE 15-20 mmHg

- FEATURES:
- Accu-fit Technology
  - Graduated Compression
  - Turn Welt Top
  - Arch Support
  - Seamless Toe Closure

CUSHIONING: Non-Cushion

CONTENT:

- 32% Merino Wool
- 31% Rayon from Bamboo
- 32% Nylon
- 5% Spandex

SIZES:

Men's M/L & L/XL

FINE MERINO WOOL / RAYON FROM BAMBOO





**SPEEDWAY SW64M** new style

FIRM 20-30 mmHg

**FEATURES:**  
Accu-fit Technology  
Graduated Compression  
Turn Welt Top  
Arch Support  
Seamless Toe Closure

**CUSHIONING:**  
Ultra Light Cushion

**CONTENT:**  
32% Merino Wool  
31% Rayon from Bamboo  
32% Stretch Nylon  
5% Spandex

**SIZES:**  
Men's M/L & L/XL



FINE MERINO WOOL / RAYON FROM BAMBOO

**MARQUEE SW77M** new style

FIRM 20-30 mmHg

**FEATURES:**  
Accu-fit Technology  
Graduated Compression  
Turn Welt Top  
Arch Support  
Seamless Toe Closure

**CUSHIONING:**  
Ultra Light Cushion

**CONTENT:**  
33% Merino Wool  
32% Rayon from Bamboo  
30% Stretch Nylon  
5% Spandex

**SIZES:**  
Men's M/L & L/XL



**UP LIFT SW57M**

FIRM 20-30 mmHg

**FEATURES:**  
Accu-fit Technology  
Graduated Compression  
Turn Welt Top  
Arch Support  
Seamless Toe Closure

**CUSHIONING:**  
Ultra Light Cushion

**CONTENT:**  
32% Merino Wool  
31% Rayon from Bamboo  
32% Nylon  
5% Spandex

**SIZES:**  
Men's M/L & L/XL



FINE MERINO WOOL / RAYON FROM BAMBOO

**ELEVATION SW4M**

FIRM 20-30 mmHg

**FEATURES:**  
Accu-fit Technology  
Graduated Compression  
Turn Welt Top  
Arch Support  
Seamless Toe Closure

**CUSHIONING:**  
Ultra Light Cushion Sole

**CONTENT:**  
31% Merino Wool  
31% Rayon from Bamboo  
30% Stretch Nylon  
8% Spandex

**SIZES:**  
Men's M/L & L/XL

**Available in XXL, sizes 14-16**



FINE MERINO WOOL / RAYON FROM BAMBOO

# WOMEN+MEN'S ski & snow

“ I wore them skiing and hardly knew they were on. My legs felt fresh all afternoon. No bunching in the boot. The color doesn't show dirt when I'm moving from ski boots to snow boots in a lodge or cabin, and the colors dazzle. - Laura ”

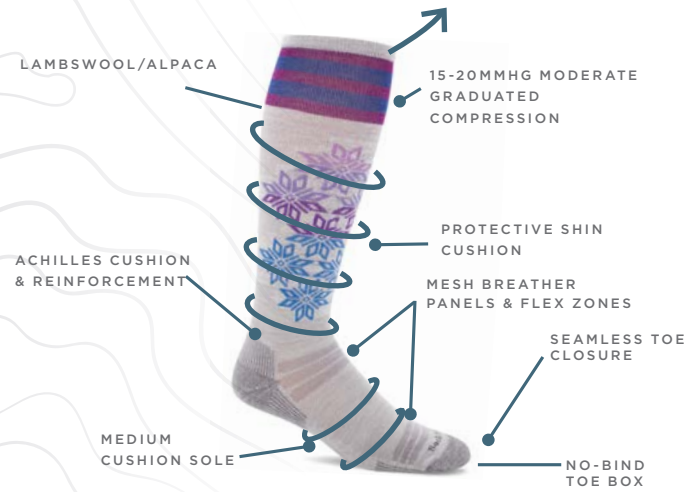




# SKI MODERATE GRADUATED COMPRESSION

ENERGIZE YOUR PACE, REDUCE FATIGUE AND SORENESS, MINIMIZE SWELLING.

## POWDER DAY



## RAINBOW RACER ULTRA-LIGHT



### RAINBOW RACER UL SW116W new style

MODERATE 15-20 mmHg

- FEATURES:**  
 Accu-fit Technology  
 Turn Welt Top  
 Graduated Compression  
 Arch Support  
 Breather Panel  
 Seamless Toe Closure

**CUSHIONING:**  
Non-Cushioned

**CONTENT:**  
 42% Merino Wool  
 38% Stretch Nylon  
 14% Alpaca  
 6% Spandex

**SIZES:**  
Women's S/M & M/L



Black 900 Grey 800

### STEEP MEDIUM SW115W new style

MODERATE 15-20 mmHg

- FEATURES:**  
 Accu-fit Technology  
 Graduated Compression  
 Turn Welt Top  
 Arch Support  
 Seamless Toe Closure

**CUSHIONING:**  
Cushioned Shin and Sole

**CONTENT:**  
 45% Merino Wool  
 34% Stretch Nylon  
 15% Alpaca  
 6% Spandex

**SIZES:**  
Women's S/M & M/L



Black 900 Denim 650 Grey 800

### POWDER DAY SW94W

MODERATE 15-20 mmHg

- FEATURES:**  
 Accu-fit Technology  
 Turn Welt Top  
 Graduated Compression  
 Arch Support  
 Breather Panel  
 Seamless Toe Closure

**CUSHIONING:**  
Cushioned Shin & Sole

**CONTENT:**  
 45% Merino Wool  
 34% Nylon  
 15% Alpaca  
 6% Spandex

**SIZES:**  
Women's S/M & M/L



Black 900 Denim 650 Natural 015

NEW COLOR

# MEN'S ski & snow



### RAINBOW RACER UL SW72M new style

MODERATE 15-20 mmHg

- FEATURES:**  
 Accu-fit Technology  
 Turn Welt Top  
 Graduated Compression  
 Arch Support  
 Breather Panel  
 Seamless Toe Closure

**CUSHIONING:**  
Non-Cushioned

**CONTENT:**  
 42% Merino Wool  
 38% Stretch Nylon  
 14% Alpaca  
 6% Spandex

**SIZES:**  
Women's S/M & M/L



Black 900 Grey 800

### STEEP MEDIUM SW71M new style

MODERATE 15-20 mmHg

- FEATURES:**  
 Accu-fit Technology  
 Graduated Compression  
 Turn Welt Top  
 Arch Support  
 Seamless Toe Closure

**CUSHIONING:**  
Cushioned Shin and Sole

**CONTENT:**  
 45% Merino Wool  
 34% Stretch Nylon  
 15% Alpaca  
 6% Spandex

**SIZES:**  
Women's S/M & M/L



Black 900 Denim 650 Grey 800

### SNOW PEAK SW58M

MODERATE 15-20 mmHg

- FEATURES:**  
 Accu-fit Technology  
 Turn Welt Top  
 Graduated Compression  
 Arch Support  
 Breather Panel  
 Seamless Toe Closure

**CUSHIONING:**  
Cushioned Shin & Sole

**CONTENT:**  
 45% Merino Wool  
 34% Nylon  
 15% Alpaca  
 6% Spandex

**SIZES:**  
Women's S/M & M/L

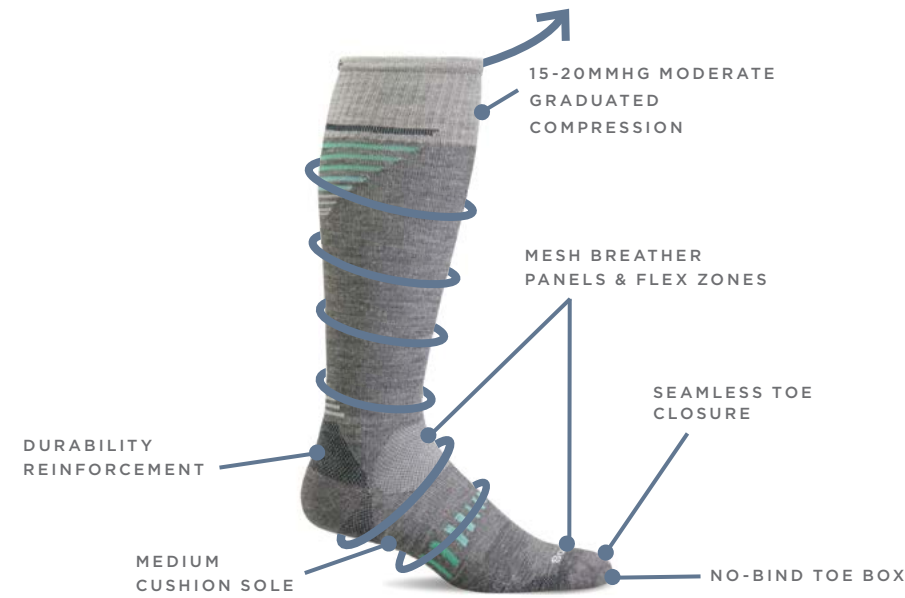


Black 900 Navy 600 Grey 800



# WOMEN + MEN'S hike/outdoor

“ These were perfect for a full day exploring trails and waterfalls. They were easy to get on/off when doing river crossings, but stayed in place while navigating steep and rocky climbs. My feet loved the extra support. - Amanda ”



## ASCEND SERIES

ENERGIZE YOUR STEP, REDUCE FATIGUE, REDUCE SORENESS, MINIMIZE SWELLING ON THE TRAIL.

### ASCEND II MICRO SW89W

MODERATE COMPRESSION

**FEATURES:**

- Accu-fit Technology
- Turn Welt Top
- Compression Construction
- Arch Support
- Breather Panel
- Seamless Toe Closure

**CUSHIONING:**

Medium Cushion Sole

**CONTENT:**

- 41% Merino Wool
- 39% Nylon
- 14% Alpaca
- 6% Spandex

**SIZES:**

Women's S/M & M/L

FINE MERINO WOOL / ALPACA



### ASCEND II QUARTER SW67W



### ASCEND II CREW CT36W

MODERATE 15-20mmHg

**FEATURES:**

- Accu-fit Technology
- Turn Welt Top
- Graduated Compression
- Arch Support
- Breather Panel
- Seamless Toe Closure

**CUSHIONING:**

Medium Cushion Sole

**CONTENT:**

- 41% Merino Wool
- 39% Nylon
- 14% Alpaca
- 6% Spandex

**SIZES:**

Women's S/M & M/L

FINE MERINO WOOL / ALPACA



### ASCEND II KNEE-HIGH CT37W





**PETAL POWER CREW** SW112W new style  
MODERATE 15-20mmHg

**FEATURES:**  
Accu-fit Technology  
Turn Welt Top  
Graduated Compression  
Arch Support  
Breather Panel  
Seamless Toe Closure

**CUSHIONING:**  
Medium Cushion Sole

**CONTENT:**  
41% Merino Wool  
39% Stretch Nylon  
14% Alpaca  
6% Spandex

**SIZES:**  
Women's S/M & M/L FINE MERINO WOOL / ALPACA



**RHYTHM CREW** SW113W new style  
MODERATE 15-20mmHg



**MOUNTAIN BEAT CREW** SW98W  
MODERATE 15-20mmHg

**FEATURES:**  
Accu-fit Technology  
Turn Welt Top  
Graduated Compression  
Arch Support  
Breather Panel  
Seamless Toe Closure

**CUSHIONING:**  
Medium Cushion Sole

**CONTENT:**  
41% Merino Wool  
39% Nylon  
14% Alpaca  
6% Spandex

**SIZES:**  
Women's S/M & M/L FINE MERINO WOOL / ALPACA



**MOUNTAIN BEAT KNEE HIGH** SW93W  
MODERATE 15-20mmHg



**HEX KNEE HIGH** SW114W new style  
MODERATE 15-20mmHg

**FEATURES:**  
Accu-fit Technology  
Turn Welt Top  
Graduated Compression  
Arch Support  
Breather Panel  
Seamless Toe Closure

**CUSHIONING:**  
Medium Cushion Sole

**CONTENT:**  
41% Merino Wool  
39% Stretch Nylon  
14% Alpaca  
6% Spandex

**SIZES:**  
Women's S/M & M/L FINE MERINO WOOL / ALPACA



**ASCEND SERIES**

ENERGIZE YOUR STEP, REDUCE FATIGUE, REDUCE SORENESS, MINIMIZE SWELLING ON THE TRAIL.  
• 3/4 ankle wrap cushion to protect against boot collar

**ASCEND II MICRO** SW89M  
MODERATE COMPRESSION

**FEATURES:**  
Accu-fit Technology  
Turn Welt Top  
Compression Construction  
Arch Support  
Breather Panel  
Seamless Toe Closure

**CUSHIONING:**  
Medium Cushion Sole

**CONTENT:**  
41% Merino Wool  
14% Alpaca  
39% Nylon  
6% Spandex

**SIZES:**  
Men's M/L & L/XL FINE MERINO WOOL / ALPACA



**ASCEND II QUARTER** SW67M  
MODERATE COMPRESSION



**ASCEND II CREW** CT36M  
MODERATE 15-20mmHg

**FEATURES:**  
Accu-fit Technology  
Turn Welt Top  
Graduated Compression  
Arch Support  
Breather Panel  
Seamless Toe Closure

**CUSHIONING:**  
Medium Cushion Sole

**CONTENT:**  
41% Merino Wool  
39% Nylon  
14% Alpaca  
6% Spandex

**SIZES:**  
Men's M/L & L/XL FINE MERINO WOOL / ALPACA



**ASCEND II OTC** CT37M  
MODERATE 15-20mmHg





**PARKS TWILL CREW** SW69M new style

MODERATE 15-20mmHg

- FEATURES:**  
 Accu-fit Technology  
 Turn Welt Top  
 Graduated Compression  
 Arch Support  
 Breather Panel  
 Seamless Toe Closure

**CUSHIONING:**  
 Medium Cushion Sole

**CONTENT:**  
 41% Merino Wool  
 39% Stretch Nylon  
 14% Alpaca  
 6% Spandex

**SIZES:**  
 Men's M/L & L/XL

FINE MERINO WOOL / ALPACA



Black  
900

Khaki  
030

Grey  
800

**STAMPEDE CREW** SW78M new style

MODERATE 15-20mmHg

- FEATURES:**  
 Accu-fit Technology  
 Graduated Compression  
 Turn Welt Top  
 Arch Support  
 Breather Panel  
 Seamless Toe Closure  
 Compression Construction

**CUSHIONING:**  
 Medium Cushion Sole

**CONTENT:**  
 41% Merino Wool  
 39% Stretch Nylon  
 14% Alpaca  
 6% Spandex

**SIZES:**  
 Men's M/L & L/XL

FINE MERINO WOOL / RAYON FROM BAMBOO



Black  
900

Khaki  
030

**CAMO TWEED CREW** SW65M new style

MODERATE 15-20mmHg



Grey  
800

Khaki  
030

**MODERN MOUNTAIN CREW** SW98M

MODERATE 15-20mmHg

- FEATURES:**  
 Accu-fit Technology  
 Turn Welt Top  
 Graduated Compression  
 Arch Support  
 Breather Panel  
 Seamless Toe Closure

**CUSHIONING:**  
 Medium Cushion Sole

**CONTENT:**  
 41% Merino Wool  
 14% Alpaca  
 39% Nylon  
 6% Spandex

**SIZES:**  
 Men's M/L & L/XL FINE MERINO WOOL / ALPACA



Denim  
650

Grey  
800

Khaki  
030

**HEX OTC** SW70M new style

MODERATE 15-20mmHg

- FEATURES:**  
 Accu-fit Technology  
 Turn Welt Top  
 Graduated Compression  
 Arch Support  
 Breather Panel  
 Seamless Toe Closure

**CUSHIONING:**  
 Medium Cushion Sole

**CONTENT:**  
 41% Merino Wool  
 39% Stretch Nylon  
 14% Alpaca  
 6% Spandex

**SIZES:**  
 Men's M/L & L/XL FINE MERINO WOOL / ALPACA



Grey  
800

Khaki  
030

**MODERN MOUNTAIN OTC** SW93M

MODERATE 15-20mmHg

- FEATURES:**  
 Accu-fit Technology  
 Turn Welt Top  
 Graduated Compression  
 Arch Support  
 Breather Panel  
 Seamless Toe Closure

**CUSHIONING:**  
 Medium Cushion Sole

**CONTENT:**  
 41% Merino Wool  
 14% Alpaca  
 39% Nylon  
 6% Spandex

**SIZES:**  
 Men's M/L & L/XL FINE MERINO WOOL / ALPACA



Black  
900

Khaki  
030





# FLASH SERIES

✦ EXTENDED HEEL AND TOE BOX REINFORCEMENT FOR MAXIMUM DURABILITY.



## FLASH MICRO SW66W

MODERATE COMPRESSION

**FEATURES:**

- Accu-fit Technology
- Welt Top w/Tab
- Extended Arch Support
- Breather Panel
- Ergonomic Fit Heel
- Seamless Toe Closure
- Compression Construction

**CUSHIONING:**

Ultra Light Cushion Sole

**CONTENT:**

- 33% Merino Wool
- 33% Rayon from Bamboo
- 29% Stretch Nylon
- 5% Spandex

**SIZES:**

Women's S/M & M/L

FINE MERINO WOOL / RAYON FROM BAMBOO



Black Solid 905



Charcoal 850



Celadon 410



Lilac 320



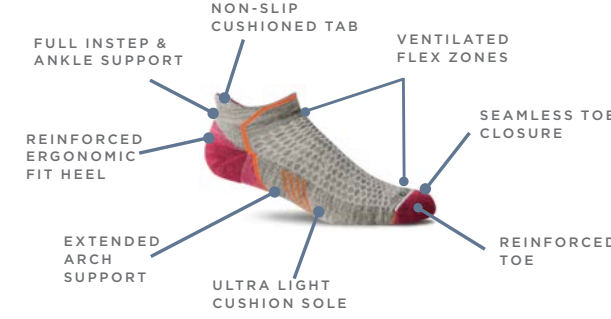
Lt Grey 800



Natural Shimmer 018

# INCLINE SERIES

✦ ENERGIZING SUPPORT, MODERATE COMPRESSION.



## INCLINE MICRO PA6W

MODERATE COMPRESSION

**FEATURES:**

- Accu-fit Technology
- Welt Top w/Tab
- Extended Arch Support
- Ergonomic Fit Heel
- Breather Panel
- Seamless Toe Closure
- Compression Construction

**CUSHIONING:**

Ultra Light Cushion Sole

**CONTENT:**

- 33% Merino Wool
- 33% Rayon from Bamboo
- 28% Stretch Nylon
- 6% Spandex

**SIZES:**

Women's S/M & M/L

FINE MERINO WOOL / RAYON FROM BAMBOO



Black 900



Lt. Grey 800



Bluestone 660



Lt. Grey Solid 801

## INCLINE QUARTER SW11W

MODERATE COMPRESSION

**FEATURES:**

- Accu-fit Technology
- Graduated Compression
- Turn Welt Top
- Arch Support
- Breather Panel
- Seamless Toe Closure
- Compression Construction

**CUSHIONING:**

Ultra Light Cushion Sole

**CONTENT:**

- 32% Merino Wool
- 31% Rayon from Bamboo
- 32% Stretch Nylon
- 5% Spandex

**SIZES:**

Women's S/M & M/L

FINE MERINO WOOL / RAYON FROM BAMBOO



Black Solid 905



Lt. Grey Solid 801



Black 900



Charcoal 850



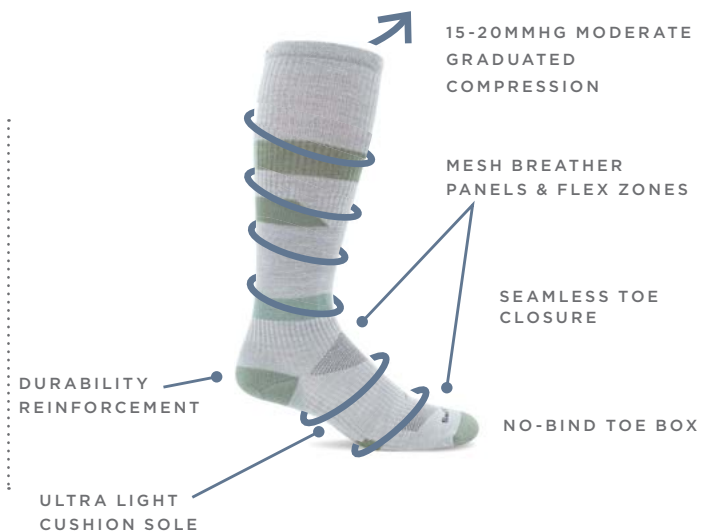
Lt. Grey 800





# TRAVERSE SERIES

ENERGIZING SUPPORT, MODERATE COMPRESSION.



## TRAVERSE MICRO SW107W

MODERATE COMPRESSION

- FEATURES:**  
 Accu-fit Technology  
 Welt Top w/Tab  
 Extended Arch Support  
 Ergonomic Fit Heel  
 Breather Panel  
 Seamless Toe Closure  
 Compression Construction

**CUSHIONING:**  
Ultra Light Cushion Sole

**CONTENT:**  
 33% Merino Wool  
 33% Rayon from Bamboo  
 28% Stretch Nylon  
 6% Spandex

**SIZES:**  
 Women's S/M & M/L



Black 900      Mineral 425      Natural 015      Guava 210

FINE MERINO WOOL / RAYON FROM BAMBOO

## TRAVERSE QUARTER SW102W

MODERATE COMPRESSION

- FEATURES:**  
 Accu-fit Technology  
 Welt Top w/Tab  
 Extended Arch Support  
 Ergonomic Fit Heel  
 Breather Panel  
 Seamless Toe Closure  
 Compression Construction

**CUSHIONING:**  
Ultra Light Cushion Sole

**CONTENT:**  
 33% Merino Wool  
 33% Rayon from Bamboo  
 28% Stretch Nylon  
 6% Spandex

**SIZES:**  
 Women's S/M & M/L



Black 900      Bluestone 660      Lt Grey 800

FINE MERINO WOOL / RAYON FROM BAMBOO

## TRAVERSE KNEE HIGH SW103W

MODERATE 15-20mmHg

- FEATURES:**  
 Accu-fit Technology  
 Welt Top w/Tab  
 Extended Arch Support  
 Ergonomic Fit Heel  
 Breather Panel  
 Seamless Toe Closure  
 Compression Construction

**CUSHIONING:**  
Ultra Light Cushion Sole

**CONTENT:**  
 33% Merino Wool  
 33% Rayon from Bamboo  
 28% Stretch Nylon  
 6% Spandex

**SIZES:**  
 Women's S/M & M/L

FINE MERINO WOOL / RAYON FROM BAMBOO



Black 900      Rose Shimmer 522      Natural 015

## CYCLONE II SW144W

MODERATE 15-20mmHg

- FEATURES:**  
 Accu-fit Technology  
 Graduated Compression  
 Turn Welt Top  
 Arch Support  
 Breather Panel  
 Seamless Toe Closure

**CUSHIONING:**  
Ultra Light Cushion Sole

**CONTENT:**  
 32% Merino Wool  
 31% Rayon from Bamboo  
 32% Nylon  
 5% Spandex

**SIZES:**  
 Women's S/M & M/L

FINE MERINO WOOL / RAYON FROM BAMBOO



Black 900      Lt Grey 800      Natural 015

LIVE OUT LOUD





# PULSE SERIES

FIRM GRADUATED COMPRESSION



## PULSE MICRO SW88W

FIRM COMPRESSION

- FEATURES:**  
Accu-fit Technology  
Turn Welt Top  
Arch Support  
Breather Panel  
Seamless Toe Closure  
Compression Construction

**CUSHIONING:**  
Ultra Light Cushion Sole

**CONTENT:**  
31% Merino Wool  
31% Rayon from Bamboo  
32% Nylon  
6% Spandex

**SIZES:**  
Women's S/M & M/L



## PULSE QUARTER SW87W

FIRM COMPRESSION

- FEATURES:**  
Accu-fit Technology  
Turn Welt Top  
Arch Support  
Breather Panel  
Seamless Toe Closure  
Compression Construction

**CUSHIONING:**  
Ultra Light Cushion Sole

**CONTENT:**  
31% Merino Wool  
31% Rayon from Bamboo  
32% Nylon  
6% Spandex

**SIZES:**  
Women's S/M & M/L



## PULSE KNEE HIGH SW42W

FIRM 20-30mmHg

- FEATURES:**  
Accu-fit Technology  
Graduated Compression  
Turn Welt Top  
Arch Support  
Breather Panel  
Seamless Toe Closure

**CUSHIONING:**  
Ultra Light Cushion Sole

**CONTENT:**  
32% Merino Wool  
31% Rayon from Bamboo  
32% Nylon  
5% Spandex

**SIZES:**  
Women's S/M & M/L



FINE MERINO WOOL / RAYON FROM BAMBOO

# FLASH SERIES

✦ EXTENDED HEEL AND TOE BOX REINFORCEMENT FOR MAXIMUM DURABILITY.



## FLASH MICRO SW66M

MODERATE COMPRESSION

- FEATURES:**  
Accu-fit Technology  
Welt Top w/Tab  
Extended Arch Support  
Ergonomic Fit Heel  
Breather Panel  
Seamless Toe Closure  
Compression Construction

**CUSHIONING:**  
Ultra Light Cushion Sole

**CONTENT:**  
33% Merino Wool  
33% Bamboo Rayon  
29% Stretch Nylon  
5% Spandex

**SIZES:**  
Men's M/L & L/XL



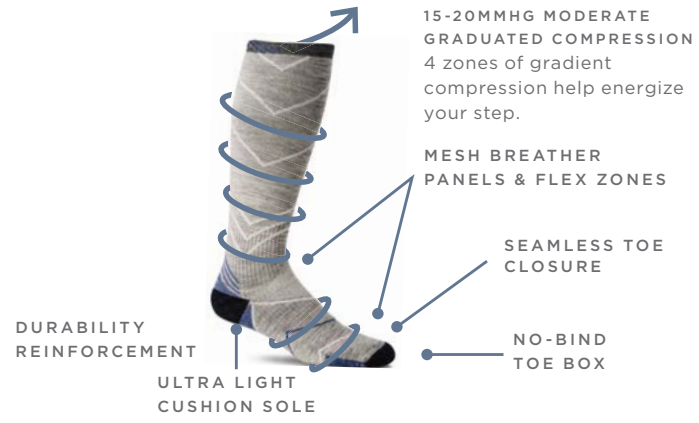
FINE MERINO WOOL / RAYON FROM BAMBOO





# INCLINE SERIES

ENERGIZING SUPPORT, MODERATE COMPRESSION.



## INCLINE MICRO PA6M

MODERATE COMPRESSION

FEATURES:

- Accu-fit Technology
- Welt Top w/Tab
- Extended Arch Support
- Ergonomic Fit Heel
- Breather Panel
- Seamless Toe Closure
- Compression Construction

CUSHIONING:

- Ultra Light Cushion Sole

CONTENT:

- 33% Merino Wool
- 33% Bamboo Rayon
- 28% Stretch Nylon
- 6% Spandex

SIZES:

- Men's M/L & L/XL



FINE MERINO WOOL / RAYON FROM BAMBOO

## INCLINE QUARTER SW11M

MODERATE COMPRESSION



## INCLINE OTC SW8M

MODERATE 15-20mmHg

FEATURES:

- Accu-fit Technology
- Graduated Compression
- Turn Welt Top
- Arch Support
- Breather Panel
- Seamless Toe Closure

CUSHIONING:

- Ultra Light Cushion Sole

CONTENT:

- 32% Merino Wool
- 31% Rayon from Bamboo
- 32% Stretch Nylon
- 5% Spandex

SIZES:

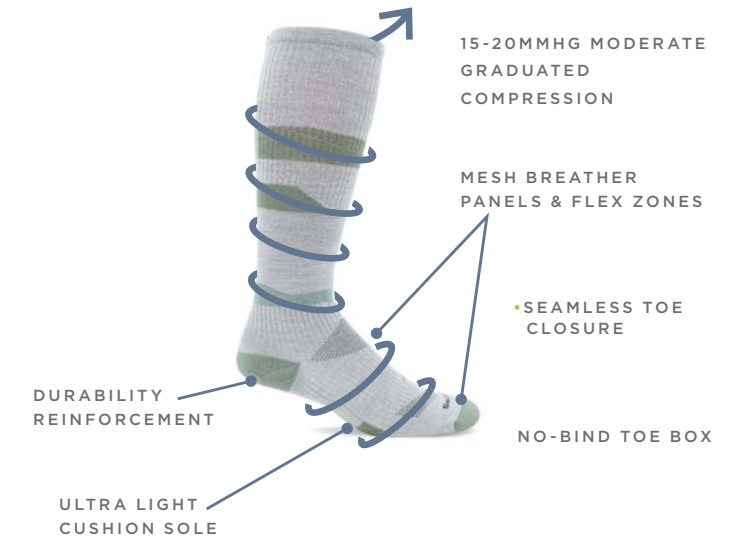
- Men's M/L & L/XL



FINE MERINO WOOL / RAYON FROM BAMBOO

# TRAVERSE SERIES

ENERGIZING SUPPORT, MODERATE COMPRESSION.



## TRAVERSE MICRO SW107M

MODERATE COMPRESSION

FEATURES:

- Accu-fit Technology
- Graduated Compression
- Turn Welt Top
- Arch Support
- Breather Panel
- Seamless Toe Closure

CUSHIONING:

- Ultra Light Cushion Sole

CONTENT:

- 32% Merino Wool
- 31% Rayon from Bamboo
- 32% Stretch Nylon
- 5% Spandex

SIZES:

- Men's M/L & L/XL



FINE MERINO WOOL / RAYON FROM BAMBOO

## TRAVERSE QUARTER SW102M

MODERATE COMPRESSION



## TRAVERSE OTC SW103M

MODERATE 15-20mmHg

FEATURES:

- Accu-fit Technology
- Graduated Compression
- Turn Welt Top
- Arch Support
- Breather Panel
- Seamless Toe Closure

CUSHIONING:

- Ultra Light Cushion Sole

CONTENT:

- 32% Merino Wool
- 31% Rayon from Bamboo
- 32% Stretch Nylon
- 5% Spandex

SIZES:

- Men's M/L & L/XL



FINE MERINO WOOL / RAYON FROM BAMBOO

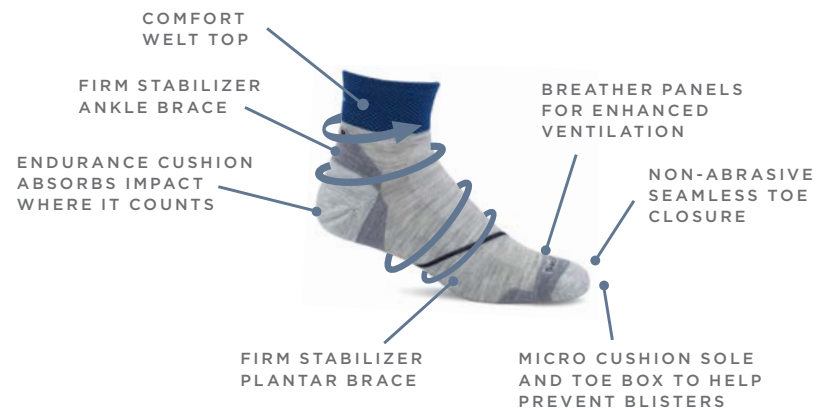


# PULSE SERIES

FIRM GRADUATED COMPRESSION



20-30MMHG FIRM GRADUATED COMPRESSION  
4 zones of gradient compression help energize your step.



✦ EXTENDED HEEL AND TOE BOX REINFORCEMENT FOR MAXIMUM DURABILITY.

## PULSE MICRO SW88M

FIRM COMPRESSION

- FEATURES:**  
 Accu-fit Technology  
 Turn Welt Top  
 Arch Support  
 Breather Panel  
 Seamless Toe Closure  
 Compression Construction

**CONTENT:**  
31% Merino Wool  
31% Rayon from Bamboo  
32% Nylon  
6% Spandex

**SIZES:**  
Men's M/L & L/XL

**CUSHIONING:**  
Ultra Light Cushion Sole

FINE MERINO WOOL / RAYON FROM BAMBOO



## PULSE QUARTER SW87M

FIRM COMPRESSION

- FEATURES:**  
 Accu-fit Technology  
 Turn Welt Top  
 Arch Support  
 Breather Panel  
 Seamless Toe Closure  
 Compression Construction

**Black**  
900

**Denim**  
650

**Ash**  
805

**CUSHIONING:**  
Ultra Light Cushion Sole

**CONTENT:**  
31% Merino Wool  
31% Rayon from Bamboo  
32% Nylon  
6% Spandex

**SIZES:**  
Men's M/L & L/XL

FINE MERINO WOOL / RAYON FROM BAMBOO



## PULSE SW42M

FIRM 20-30mmHg

- FEATURES:**  
 Accu-fit Technology  
 Graduated Compression  
 Turn Welt Top  
 Arch Support  
 Breather Panel  
 Seamless Toe Closure

**Black**  
900

**Charcoal**  
850

**Ocean**  
640

**Lt. Grey**  
800

**CUSHIONING:**  
Ultra Light Cushion Sole

**CONTENT:**  
32% Merino Wool  
31% Rayon from Bamboo  
32% Nylon  
5% Spandex

**SIZES:**  
Men's M/L & L/XL

FINE MERINO WOOL / RAYON FROM BAMBOO



# WOMEN + MEN'S relief solutions



“ I need warm socks I wear all the time because I have diabetes, and I have had chemo so I have nerve damage. When my feet get cold it hurts. With these socks, my feet stay warm, protected, and they're stylish.-Cathy A.

”



# PLANTAR FASCIITIS RELIEF TECHNOLOGY

### FIRM COMPRESSION

Soothe and comfort your feet with firm support of the Plantar Fasciitis and Achilles Tendon.

ACHILLES TENDON

PAINFUL INFLAMMATION OF THE PLANTAR FASCIA



### FIRM COMPRESSION

- minimizes swelling
- reduces fatigue
- supports and stabilizes

### RECOMMENDED FOR

- runners
- prolonged standing
- pregnant women
- those with high arches or flat feet
- very active people



\*Always consult your doctor if you have any questions concerning wellness products.

## PLANTAR SLEEVE SW68W

### FEATURES:

- Plantar Support
- Ankle Support
- Arch Support
- Accu-fit Technology
- Turn Welt Top

### CUSHIONING:

Non-Cushion

### CONTENT:

- 31% Merino Wool
- 31% Rayon from Bamboo
- 32% Stretch Nylon
- 6% Spandex

### SIZES:

Women's S/M & M/L

FINE MERINO WOOL / RAYON FROM BAMBOO



## PLANTAR EASE QUARTER SW62W

### FEATURES:

- Plantar Support
- Ankle Support
- Accu-fit Technology
- Arch Support
- Turn Welt Top
- Seamless Toe Closure

### CUSHIONING:

Non-Cushion

### CONTENT:

- 31% Merino Wool
- 31% Rayon from Bamboo
- 32% Stretch Nylon
- 6% Spandex

### SIZES:

Women's S/M & M/L

FINE MERINO WOOL / RAYON FROM BAMBOO



## PLANTAR SPORT QUARTER SW76W

### FEATURES:

- Enhanced Plantar Support
- Ankle Support
- Accu-fit Technology
- Turn Welt Top
- Enhanced L/R Arch Support
- Seamless Toe Closure

### CUSHIONING:

Ultra Light Cushion Sole

### CONTENT:

- 33% Merino Wool
- 33% Rayon from Bamboo
- 28% Stretch Nylon
- 6% Spandex

### SIZES:

Women's S/M & M/L

FINE MERINO WOOL / RAYON FROM BAMBOO



## PLANTAR EASE CREW SW72W

### FEATURES:

- Plantar Support
- Ankle Support
- Arch Support
- Accu-fit Technology
- Turn Welt Top
- Seamless Toe Closure

### CUSHIONING:

Non-Cushion

### CONTENT:

- 32% Merino Wool
- 32% Rayon from Bamboo
- 31% Stretch Nylon
- 5% Spandex

### SIZES:

Women's S/M & M/L

FINE MERINO WOOL / RAYON FROM BAMBOO



## PLANTAR CUSH CREW SW32W

### FEATURES:

- Plantar Support
- Ankle Support
- Arch Support
- Graduated Compression
- Accufit Technology
- Turn Welt Top
- Seamless Toe Closure

### CUSHIONING:

Light Cushion Sole

### CONTENT:

- 33% Merino Wool
- 33% Rayon from Bamboo
- 28% Stretch Nylon
- 6% Spandex

### SIZES:

Women's S/M & M/L

FINE MERINO WOOL / RAYON FROM BAMBOO





PLANTAR SLEEVE SW68M

FEATURES: Plantar Support, Ankle Support, Accu-fit Technology, Arch Support, Turn Welt Top

CUSHIONING: Non-Cushion

CONTENT: 31% Merino Wool, 31% Rayon from Bamboo, 32% Stretch Nylon, 6% Spandex

SIZES: Men's M/L & L/XL



Black Solid 905



Charcoal 850

FINE MERINO WOOL / RAYON FROM BAMBOO

PLANTAR EASE QUARTER SW35M

FEATURES: Plantar Support, Ankle Support, Accu-fit Technology, Arch Support, Turn Welt Top, Seamless Toe Closure

CUSHIONING: Non-Cushion

CONTENT: 31% Merino Wool, 31% Rayon from Bamboo, 32% Stretch Nylon, 6% Spandex

SIZES: Men's M/L & L/XL



Black Solid 905



Denim 650



Charcoal 850

FINE MERINO WOOL / RAYON FROM BAMBOO

PLANTAR SPORT QUARTER SW76M

FEATURES: Enhanced Plantar Support, Ankle Support, Accu-fit Technology, Turn Welt Top, Enhanced L/R Arch Support, Seamless Toe Closure

CUSHIONING: Ultra Light Cushion Sole

CONTENT: 33% Merino Wool, 33% Rayon from Bamboo, 28% Nylon, 6% Spandex

SIZES: Men's M/L & L/XL



Denim 650

Charcoal 850

Black 900

FINE MERINO WOOL / RAYON FROM BAMBOO

PLANTAR CUSH CREW SW29M

FEATURES: Plantar Support, Accu-fit Technology, Graduated Compression, Turn Welt Top, Arch Support, Seamless Toe Closure

CUSHIONING: Ultra Light Cushion Sole

CONTENT: 33% Merino Wool, 33% Rayon from Bamboo, 28% Nylon, 6% Spandex

SIZES: Men's M/L & L/XL



Black 900

Denim 650

Lt. Grey 800

Khaki 030

FINE MERINO WOOL / RAYON FROM BAMBOO

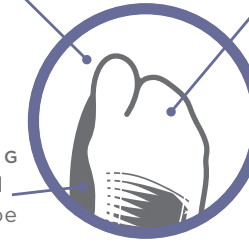
BUNION RELIEF TECHNOLOGY

SOOTHE UNCOMFORTABLE BUNIONS BY RELIEVING SHOE PRESSURE AND ENCOURAGING NATURAL ALIGNMENT.

CUSHIONED TOE POCKET protects toes against abrasion and soothes discomfort from overlapping

ULTRA SMOOTH TOE CLOSURE

ANATOMICAL PADDING minimizes friction and bunion pain in the shoe



\*Always consult your doctor if you have any questions concerning wellness products.



SPORT EASE SW34W

FEATURES: Bunion Relief Split Toe, Accu-fit Technology, Turn Welt Top, Arch Support, Seamless Toe Closure

CUSHIONING: Ultra Light Cushion Sole

CONTENT: 34% Merino Wool, 34% Rayon from Bamboo, 28% Stretch Nylon, 4% Spandex

SIZES: Women's S/M & M/L

FINE MERINO WOOL / RAYON FROM BAMBOO



Black Solid 905

Black 900

Denim 650

Lt. Grey 800

BUNION CREW SW64W

FEATURES: Bunion Relief Split Toe, Accu-fit Technology, Turn Welt Top, Arch Support, Seamless Toe Closure

CUSHIONING: Ultra Light Cushion Sole

CONTENT: 34% Merino Wool, 34% Rayon from Bamboo, 28% Stretch Nylon, 4% Spandex

SIZES: Women's S/M & M/L

FINE MERINO WOOL / RAYON FROM BAMBOO



Black Solid 905

Black 900

Denim 650

Charcoal 850

NEW COLOR



### THE RELAXED FIT SERIES

#### Diabetic Friendly

SOCKWELL'S SEAMLESS, NON-BINDING RELAXED FIT WILL PROTECT AND PAMPER YOUR SENSITIVE FEET.



#### SOFTIE SW59W

**FEATURES:**  
Accu-fit Technology  
Arch Support  
Relaxed Fit True Rib Top  
Non-binding Relaxed Fit Foot  
Seamless Toe Closure

**CUSHIONING:**  
Light Cushion Sole

**CONTENT:**  
33% Merino Wool  
33% Rayon from Bamboo  
29% Stretch Nylon  
5% Spandex

**SIZES:**  
Women's S/M & M/L

FINE MERINO WOOL / RAYON FROM BAMBOO



#### FREE'N EASY SW96W

**FEATURES:**  
Accu-fit Technology  
Non-binding Relaxed Fit Foot  
Seamless Toe Closure

**CUSHIONING:**  
Non-Cushion

**CONTENT:**  
32% Merino Wool  
32% Rayon from Bamboo  
31% Stretch Nylon  
5% Spandex

**SIZES:**  
Women's S/M & M/L

FINE MERINO WOOL / RAYON FROM BAMBOO



#### EASY DOES IT SW2W

**FEATURES:**  
Accu-fit Technology  
Arch Support  
Relaxed Fit True Rib Top  
Non-binding Relaxed Fit Foot  
Seamless Toe Closure

**CUSHIONING:**  
Light Cushion Sole

**CONTENT:**  
33% Merino Wool  
33% Rayon from Bamboo  
29% Stretch Nylon  
5% Spandex

**SIZES:**  
Women's S/M & M/L

FINE MERINO WOOL / RAYON FROM BAMBOO



#### BIG EASY SW5W

**FEATURES:**  
Accu-fit Technology  
Arch Support  
Relaxed Fit True Rib Top  
Non-binding Relaxed Fit Foot  
Seamless Toe Closure

**CUSHIONING:**  
Ultra Light Cushion Sole

**CONTENT:**  
42% Merino Wool  
42% Rayon from Bamboo  
14% Stretch Nylon  
2% Spandex

**SIZES:**  
Women's S/M & M/L

FINE MERINO WOOL / RAYON FROM BAMBOO



#### PLUSH SW6W

**FEATURES:**  
Accu-fit Technology  
Arch Support  
Relaxed Fit True Rib Top  
Non-binding Relaxed Fit Foot  
Seamless Toe Closure

**CUSHIONING:**  
Full Cushion Foot & Leg

**CONTENT:**  
40% Merino Wool  
40% Rayon from Bamboo  
17% Stretch Nylon  
3% Spandex

**SIZES:**  
Women's S/M & M/L

FINE MERINO WOOL / RAYON FROM BAMBOO





**EASY STREET SW43M**

**FEATURES:**  
Accu-fit Technology  
Arch Support  
Relaxed Fit True Rib Top  
Non-binding Relaxed Fit Foot  
Seamless Toe Closure

**CUSHIONING:**  
Light Cushion Sole

**CONTENT:**  
33% Merino Wool  
33% Rayon from Bamboo  
29% Stretch Nylon  
5% Spandex

**SIZES:**  
Men's M/L & L/XL

FINE MERINO WOOL / RAYON FROM BAMBOO



Black  
900

Navy  
600

Charcoal  
850

**AT EASE SW60M**

**FEATURES:**  
Accu-fit Technology  
Arch Support  
Relaxed Fit True Rib Top  
Non-binding Relaxed Fit Foot  
Seamless Toe Closure

**CUSHIONING:**  
Light Cushion Sole

**CONTENT:**  
42% Merino Wool  
42% Rayon from Bamboo  
14% Stretch Nylon  
2% Spandex

**SIZES:**  
Men's M/L & L/XL

FINE MERINO WOOL / RAYON FROM BAMBOO



Black  
900

Denim  
650

Charcoal  
850

Khaki  
030

**BIG EASY SW5M**

**FEATURES:**  
Accu-fit Technology  
Relaxed Fit True Rib Leg  
Arch Support  
Non-binding Relaxed Fit Foot  
Seamless Toe Closure

**CUSHIONING:**  
Ultra Light Cushion Sole

**CONTENT:**  
42% Merino Wool  
42% Rayon from Bamboo  
14% Stretch Nylon  
2% Spandex

**SIZES:**  
Men's M/L & L/XL

FINE MERINO WOOL / RAYON FROM BAMBOO



Black  
903

Navy  
600

Pine  
470

Espresso  
780

Red Rock  
525  
NEW COLOR

**EASY DOES IT SW2M**

**FEATURES:**  
Accu-fit Technology  
Arch Support  
Relaxed Fit True Rib Leg  
Non-binding Relaxed Fit Foot  
Seamless Toe Closure

**CUSHIONING:**  
Light Cushion Sole

**CONTENT:**  
33% Merino Wool  
33% Rayon from Bamboo  
29% Stretch Nylon  
5% Spandex

**SIZES:**  
Men's M/L & L/XL

FINE MERINO WOOL / RAYON FROM BAMBOO



Black  
900

Bark  
750

Grey  
800

Natural  
015

# EXPERIENCE OUR soft top PROMISE



At Sockwell, we're constantly working to enhance every aspect of your sock wearing experience. Throughout our Essential Comfort category, you'll find newly reengineered, non-binding tops featuring our lightest weight elastic and a contoured fit.

- Non-binding tops
- Super-soft elastic
- Designed to better fit the contour of your leg



# WOMEN + MEN'S essential comfort

“ It might sound crazy to say a sock can change your life. But, it really can. These socks are so comfortable. I owe thanks to a great sales person who told me I should try something on other than a cotton sock. She suggested this sock. WOW!... I am buying one of every color! -Rachael A. ”



## LOW RIDER LC30W

**FEATURES:**  
Accu-fit Technology  
Soft Turn Welt Top  
Ergonomic Fit Heel  
Seamless Toe Closure

**CUSHIONING:**  
Non-Cushion

**CONTENT:**  
30% Merino Wool  
30% Rayon  
From Bamboo  
35% Stretch Nylon  
5% Spandex

**SIZES:**  
Women's  
S/M & M/L

FINE MERINO WOOL / RAYON FROM BAMBOO



Ash  
805



Black  
900

## UNDERCOVER CUSH LC29W

**FEATURES:**  
Accu-fit Technology  
Soft Turn Welt Top  
Ergonomic Fit Heel  
Seamless Toe Closure

**CUSHIONING:**  
Light Cushion Sole

**CONTENT:**  
33% Merino Wool  
33% Rayon From Bamboo  
28% Stretch Nylon  
6% Spandex

**SIZES:**  
Women's  
S/M & M/L

FINE MERINO WOOL / RAYON FROM BAMBOO



Barley  
040



Black  
900

## UNDERCOVER LC26W

**FEATURES:**  
Accu-fit Technology  
Soft Turn Welt Top  
Ergonomic Fit Heel  
Seamless Toe Closure

**CUSHIONING:**  
Non-Cushion

**CONTENT:**  
30% Merino Wool  
30% Rayon  
From Bamboo  
35% Stretch Nylon  
5% Spandex

**SIZES:**  
Women's S/M & M/L

FINE MERINO WOOL / RAYON FROM BAMBOO



Black  
900



Black Shimmer  
906



Barley  
040



Natural  
015



WABI SABI LD163W

FEATURES:  
Accu-fit Technology  
Jacquard Knit Design  
Flat Toe Seam

CUSHIONING:  
Non-Cushion

CONTENT:  
33% Merino Wool  
33% Rayon from Bamboo  
28% Stretch Nylon  
6% Spandex

SIZES:  
Women's S/M & M/L



Black 900 Navy 600 Blue Ridge 625 Azalea 560 Barley 040 Lt Grey 800

NEW COLOR NEW COLOR

FINE MERINO WOOL / RAYON FROM BAMBOO

BABY CABLE LD178W

FEATURES:  
Accu-Fit Technology  
Jacquard Knit Design  
Flat Toe Seam

CUSHIONING:  
Non-Cushion

CONTENT:  
33% Merino Wool  
33% Rayon from Bamboo  
28% Nylon  
6% Spandex

SIZES:  
Women's S/M & M/L



Black 900 Denim 650 Teal 480 Mulberry 515 Buff Shimmer 070

FINE MERINO WOOL / RAYON FROM BAMBOO

SKINNY MINNIE LC9W

FEATURES:  
Accu-fit Technology  
Arch Support  
Soft Turn Welt Top  
Seamless Toe Closure

CUSHIONING:  
Ultra Light Cushion Sole

CONTENT:  
34% Merino Wool  
34% Rayon from Bamboo  
27% Stretch Nylon  
5% Spandex

SIZES:  
Women's S/M & M/L



Black 900 Navy 600 Espresso 780 Charcoal 850 Denim 650

FINE MERINO WOOL / RAYON FROM BAMBOO

LOVE-A-LOT LD195W

new style

FEATURES:  
Accu-fit Technology  
Soft Turn Welt Top  
Y-Heel Construction  
Seamless Toe Closure

CUSHIONING:  
Ultra Light Cushion Sole

CONTENT:  
34% Merino Wool  
34% Rayon from Bamboo  
27% Stretch Nylon  
5% Spandex

SIZES:  
Women's S/M & M/L



Black 900 Denim 650 Barley 040

FINE MERINO WOOL / RAYON FROM BAMBOO

BIG BLOOM LD191W

new style

FEATURES:  
Accu-fit Technology  
Soft Turn Welt Top  
Seamless Toe Closure

CUSHIONING:  
Non-Cushion

CONTENT:  
33% Merino Wool  
33% Rayon from Bamboo  
29% Stretch Nylon  
5% Spandex

SIZES:  
Women's S/M & M/L



Black 900 Denim 650 Azalea 560 Barley 040

FINE MERINO WOOL / RAYON FROM BAMBOO

CUDDLE KITTY LD176W

FEATURES:  
Accu-Fit Technology  
Soft Turn Welt Top  
Seamless Toe Closure  
Ergonomic Fit Heel

CUSHIONING:  
Ultra Light Cushion Sole

CONTENT:  
32% Merino Wool  
32% Rayon from Bamboo  
32% Nylon  
4% Spandex

SIZES:  
Women's S/M & M/L



Bluestone 660 Grey 800 Barley 040

FINE MERINO WOOL / RAYON FROM BAMBOO



**CUDDLE BUDDY LD179W**

**FEATURES:**  
Accu-Fit Technology  
Turn Welt Top  
Seamless Toe Closure  
Ergonomic Fit Heel

**CUSHIONING:**  
Ultra Light Cushion Sole

**CONTENT:**  
32% Merino Wool  
32% Rayon from Bamboo  
32% Nylon  
4% Spandex

**SIZES:**  
Women's S/M & M/L



Charcoal  
850

Plum  
350

Barley  
040

FINE MERINO WOOL / RAYON FROM BAMBOO

**AUDUBON LD192W** ✦ new style

**FEATURES:**  
Accu-Fit Technology  
Turn Welt Top  
Y-Heel Construction  
Seamless Toe Closure

**CUSHIONING:**  
Ultra Light Cushion Sole

**CONTENT:**  
34% Merino Wool  
34% Rayon from Bamboo  
27% Stretch Nylon  
5% Spandex

**SIZES:**  
Women's S/M & M/L



Black  
900

Denim  
650

Barley  
040

FINE MERINO WOOL / RAYON FROM BAMBOO

**AWAKE LD194W** ✦ new style

**FEATURES:**  
Accu-Fit Technology  
Turn Welt Top  
Y-Heel Construction  
Seamless Toe Closure

**CUSHIONING:**  
Ultra Light Cushion Sole

**CONTENT:**  
34% Merino Wool  
34% Rayon from Bamboo  
27% Stretch Nylon  
5% Spandex

**SIZES:**  
Women's S/M & M/L



Black  
900

Blue Ridge  
625

Barley  
040

FINE MERINO WOOL / RAYON FROM BAMBOO

**BOWTIE LD93W**

**FEATURES:**  
Accu-fit Technology  
Jacquard Pattern  
Flat Toe Seam

**CUSHIONING:**  
Non-Cushion

**CONTENT:**  
33% Merino Wool  
33% Rayon from Bamboo  
29% Stretch Nylon  
5% Spandex

**SIZES:**  
Women's S/M & M/L



Charcoal  
Shimmer  
850

Bluestone  
Shimmer  
660

Celadon  
Shimmer  
410

Haze  
Shimmer  
820

FINE MERINO WOOL / RAYON FROM BAMBOO

**SECOND WAVE LD142W**

**FEATURES:**  
Accu-Fit Technology  
Jacquard Knit Design  
Flat Toe Seam

**CUSHIONING:**  
Non-Cushion

**CONTENT:**  
33% Merino Wool  
33% Rayon from Bamboo  
28% Stretch Nylon  
6% Spandex

**SIZES:**  
Women's S/M & M/L



Charcoal  
850

Denim  
650

Port  
570

FINE MERINO WOOL / RAYON FROM BAMBOO

**SPARKLE SPRAY LD177W**

**FEATURES:**  
Accu-Fit Technology  
Turn Welt Top  
Seamless Toe Closure  
Ergonomic Fit Heel

**CUSHIONING:**  
Non-Cushion

**CONTENT:**  
32% Merino Wool  
32% Rayon from Bamboo  
32% Nylon  
4% Spandex

**SIZES:**  
Women's S/M & M/L



Black  
900

Denim  
650

Blue Ridge  
625

NEW COLOR

FINE MERINO WOOL / RAYON FROM BAMBOO



JASMIN LD23W

FEATURES:  
Accu-fit Technology  
Jacquard Knit Design  
Flat Toe Seam

CUSHIONING:  
Non-Cushion

CONTENT:  
33% Merino Wool  
33% Rayon from Bamboo  
29% Stretch Nylon  
5% Spandex

SIZES:  
Women's S/M & M/L



Black 900

Navy 600

Charcoal 850

Blue Ridge 625

Bluestone 660

NEW COLOR

FINE MERINO WOOL / RAYON FROM BAMBOO

VINTAGE VOLLEY LD181W

FEATURES:  
Accu-fit Technology  
Soft Turn Welt Top  
Seamless Toe Closure

CUSHIONING:  
Light Cushion Sole

CONTENT:  
34% Merino Wool  
34% Rayon from Bamboo  
27% Stretch Nylon  
5% Spandex

SIZES:  
Women's S/M & M/L



Black 900

Denim 650

Lt Grey 800

Natural 015

FINE MERINO WOOL / RAYON FROM BAMBOO

CABIN THERAPY LD188W **new style**

FEATURES:  
Accu-Fit Technology  
Jacquard Knit Design  
Flat Toe Seam

CUSHIONING:  
Non-Cushion

CONTENT:  
33% Merino Wool  
33% Rayon from Bamboo  
28% Stretch Nylon  
6% Spandex

SIZES:  
Women's S/M & M/L



Natural 015

Red Rock 525

FINE MERINO WOOL / RAYON FROM BAMBOO

SNOW GLOW LD186W **new style**

FEATURES:  
Accu-Fit Technology  
Turn Welt Top  
Y-Heel Construction  
Seamless Toe Closure

CUSHIONING:  
Medium Cushion Sole

CONTENT:  
34% Merino Wool  
34% Rayon from Bamboo  
27% Stretch Nylon  
5% Spandex

SIZES:  
Women's S/M & M/L



Charcoal Sparkle 850

Blue Ridge Sparkle 625

Plum Sparkle 350

Natural Sparkle 015

FINE MERINO WOOL / RAYON FROM BAMBOO

MOUNTAIN JAQUARD LD187W **new style**

FEATURES:  
Accu-Fit Technology  
Jacquard Knit Design  
Flat Toe Seam

CUSHIONING:  
Non-Cushion

CONTENT:  
33% Merino Wool  
33% Rayon from Bamboo  
28% Stretch Nylon  
6% Spandex

SIZES:  
Women's S/M & M/L



Black Shimmer 900

Blue Ridge Shimmer 625

Red Rock Shimmer 525

Haze Shimmer 820

FINE MERINO WOOL / RAYON FROM BAMBOO

FAIRISLE POP LD189W **new style**

FEATURES:  
Accu-Fit Technology  
Turn Welt Top  
Y-Heel Construction  
Flat Toe Seam

CUSHIONING:  
Medium Cushion Sole

CONTENT:  
34% Merino Wool  
34% Rayon from Bamboo  
27% Stretch Nylon  
5% Spandex

SIZES:  
Women's S/M & M/L



Bluestone 660

Natural 015

Red Rock 525

FINE MERINO WOOL / RAYON FROM BAMBOO



**BOHO LD150W**

**FEATURES:**  
Accu-Fit Technology  
Soft Turn Welt Top  
Y-Heel Construction  
Flat Toe Seam

**CUSHIONING:**  
Light Cushion Sole

**CONTENT:**  
35% Merino Wool  
35% Rayon from Bamboo  
26% Nylon  
4% Spandex

**SIZES:**  
Women's S/M & M/L



Black  
900

Denim  
650

Charcoal  
850

Bark  
750

Barley  
040

NEW COLOR

FINE MERINO WOOL / RAYON FROM BAMBOO

**REMIX LD165W**

**FEATURES:**  
Accu-Fit Technology  
Jacquard Knit Design  
Flat Toe Seam

**CUSHIONING:**  
Non-Cushion

**CONTENT:**  
40% Merino Wool  
40% Nylon  
15% Alpaca  
5% Spandex

**SIZES:**  
Women's S/M & M/L



Black  
900

Bluestone  
660

Ruby  
580

Plum  
350

NEW COLOR

FINE MERINO WOOL / ALPACA

**SWEET PEA LD151W**

**FEATURES:**  
Accu-Fit Technology  
Soft Turn Welt Top  
Y-Heel Construction  
Flat Toe Seam

**CUSHIONING:**  
Medium Cushion Sole

**CONTENT:**  
50% Merino Wool  
30% Nylon  
17% Alpaca  
3% Spandex

**SIZES:**  
Women's S/M & M/L



Charcoal  
850

Chambray  
630

Grey  
800

Lotus  
505

NEW COLOR

FINE MERINO WOOL / ALPACA

**THE SLEEPER LD49W** ✦ new style

**FEATURES:**  
Accu-fit Technology  
Reverse Terry Welt Top  
Y-Heel Construction  
Flat Toe Seam

**CUSHIONING:**  
Medium Cushion Foot

**CONTENT:**  
48% Merino Wool  
32% Stretch Nylon  
16% Alpaca  
4% Spandex

**SIZES:**  
Women's S/M & M/L



Charcoal  
850

Grey  
800

Denim  
650

Lotus  
505

FINE MERINO WOOL / ALPACA

**COZY UP LD190W** ✦ new style

**FEATURES:**  
Accu-Fit Technology  
Turn Welt Top  
Y-Heel Construction  
Flat Toe Seam

**CUSHIONING:**  
Non-Cushion

**CONTENT:**  
42% Merino Wool  
22% Rayon from Bamboo  
23% Stretch Nylon  
8% Alpaca  
5% Spandex

**SIZES:**  
Women's S/M & M/L



Denim  
650

Khaki  
030

Grey  
800

FINE MERINO WOOL / RAYON FROM BAMBOO / ALPACA

**LOUNGE ABOUT LD169W**

**FEATURES:**  
Accu-fit Technology  
Turn Welt Top  
Flat Toe Seam

**CUSHIONING:**  
Medium Cushion Sole

**CONTENT:**  
40% Merino Wool  
40% Rayon from Bamboo  
16% Stretch Nylon  
4% Spandex

**SIZES:**  
Women's S/M & M/L



Black  
900

Denim  
650

Charcoal  
850

Barley  
040

NEW COLOR

FINE MERINO WOOL / RAYON FROM BAMBOO



# MEN'S essential comfort

“ If there were a contest for the pickiest man about his socks my husband would win. He likes just the right amount of breathable wool to keep his feet dry. They have to stay up, and they have to be the right height and just the right color. Thank you, SockWell! - Rebekah R. ”



## UNDERCOVER LC26M

**FEATURES:**  
Accu-fit Technology  
Soft Turn Welt Top  
Ergonomic Fit Heel  
Seamless Toe Closure

**CUSHIONING:**  
Non-Cushion

**CONTENT:**  
30% Merino Wool  
30% Rayon from Bamboo  
35% Stretch Nylon  
5% Spandex

**SIZES:**  
Men's M/L & L/XL



Black  
900

Bark  
750

Lt. Grey  
800

FINE MERINO WOOL / RAYON FROM BAMBOO

## CHELSEA RIB LC13M

**FEATURES:**  
Accu-fit Technology  
True Rib Construction  
Flat Toe Seam

**CUSHIONING:**  
Non-Cushion

**CONTENT:**  
32% Merino Wool  
32% Rayon from Bamboo  
32% Nylon  
4% Spandex

**SIZES:**  
Men's M/L & L/XL



Black  
900

Navy  
600

Charcoal  
850

Bark  
750

FINE MERINO WOOL / RAYON FROM BAMBOO





FIBER OPTICS LD35M

FEATURES:  
Accu-fit Technology  
Jacquard Knit Design  
Flat Toe Seam

CUSHIONING:  
Non-Cushion

CONTENT:  
33% Merino Wool  
33% Rayon from Bamboo  
28% Stretch Nylon  
6% Spandex

SIZES:  
Men's M/L & L/XL



Black 900    Navy 600    Charcoal 850    Bark 750    Lt. Grey 800

FINE MERINO WOOL / RAYON FROM BAMBOO

HORIZON LD66M new style

FEATURES:  
Accu-Fit Technology  
Turn Welt Top  
Y-Heel Construction  
Seamless Toe Closure

CUSHIONING:  
Ultra Light Cushion Sole

CONTENT:  
34% Merino Wool  
34% Rayon from Bamboo  
27% Stretch Nylon  
5% Spandex

SIZES:  
Men's M/L & L/XL



Black 900    Navy 600    Denim 650    Charcoal 850

FINE MERINO WOOL / RAYON FROM BAMBOO

PRISM LD50M

FEATURES:  
Accu-Fit Technology  
Turn Welt Top  
Seamless Toe Closure  
Ergonomic Fit Heel  
Arch Support

CUSHIONING:  
Light Cushion Sole

CONTENT:  
32% Merino Wool  
32% Rayon from Bamboo  
32% Nylon  
4% Spandex

SIZES:  
Men's M/L & L/XL



Black 900    Navy 600    Khaki 030

FINE MERINO WOOL / RAYON FROM BAMBOO

DIGI VISION LD27M

FEATURES:  
Accu-fit Technology  
Jacquard Knit Design  
Flat Toe Seam

CUSHIONING:  
Non-Cushion

CONTENT:  
33% Merino Wool  
33% Rayon from Bamboo  
28% Stretch Nylon  
6% Spandex

SIZES:  
Men's M/L & L/XL



Black 900    Charcoal 850    Ocean 640    Navy 600

FINE MERINO WOOL / RAYON FROM BAMBOO

FIESTA STRIPE LD19M

FEATURES:  
Accu-fit Technology  
Turn Welt Top  
Flat Toe Seam

CUSHIONING:  
Light Cushion Sole

CONTENT:  
35% Merino Wool  
35% Rayon from Bamboo  
26% Stretch Nylon  
4% Spandex

SIZES:  
Men's M/L & L/XL



Black 900    Charcoal 850    Denim 650    Navy 600    Teal 480    Khaki 030

FINE MERINO WOOL / RAYON FROM BAMBOO

DOG DAZE LD67M new style

FEATURES:  
Accu-Fit Technology  
Turn Welt Top  
Y-Heel Construction  
Seamless Toe Closure

CUSHIONING:  
Ultra Light Cushion Sole

CONTENT:  
34% Merino Wool  
34% Rayon from Bamboo  
27% Stretch Nylon  
5% Spandex

SIZES:  
Men's M/L & L/XL



Charcoal 850    Denim 650    Khaki 030

FINE MERINO WOOL / RAYON FROM BAMBOO

Updated design for this style. Colorways remain the same







**MONTROSE CT2M**

**FEATURES:**  
 Accu-fit Technology  
 Soft Turn Welt Top  
 Arch Support  
 Flat Toe Seam  
 Breather Panel

**CUSHIONING:**  
 Light Cushion Sole

**CONTENT:**  
 56% Merino Wool  
 25% Nylon  
 14% Alpaca  
 5% Spandex

**SIZES:**  
 Men's M/L & L/XL



Black  
900

Bark  
750

Charcoal  
850

FINE MERINO WOOL / ALPACA

**TENDER FOOT LD53M**

**FEATURES:**  
 Accu-fit Technology  
 Turn Welt Top  
 Flat Toe Seam

**CUSHIONING:**  
 Light Cushioned Sole

**CONTENT:**  
 32% Merino Wool  
 32% Rayon from Bamboo  
 31% Stretch Nylon  
 5% Spandex

**SIZES:**  
 Men's M/L & L/XL



Charcoal  
850

Ruby  
580

Khaki  
030

FINE MERINO WOOL / RAYON FROM BAMBOO

**URSA LD56M** ✦ new style

**FEATURES:**  
 Accu-Fit Technology  
 Turn Welt Top  
 Y-Heel Construction  
 Seamless Toe Closure

**CUSHIONING:**  
 Ultra Light Cushion Sole

**CONTENT:**  
 34% Merino Wool  
 34% Rayon from Bamboo  
 27% Stretch Nylon  
 5% Spandex

**SIZES:**  
 Men's M/L & L/XL



Black  
900

Denim  
650

Khaki  
030

FINE MERINO WOOL / RAYON FROM BAMBOO

Updated design for this style. Colorways remain the same





**CABIN THERAPY** LD63M ✦ new style

**FEATURES:**  
Accu-fit Technology  
Jacquard Knit Design  
Flat Toe Seam

**CUSHIONING:**  
Non-Cushion

**CONTENT:**  
33% Merino Wool  
33% Rayon from Bamboo  
28% Stretch Nylon  
6% Spandex

**SIZES:**  
Men's M/L & L/XL



Khaki  
030

Denim  
650

Grey  
800

■ FINE MERINO WOOL / RAYON FROM BAMBOO

**ALPINE GLOW** LD62M ✦ new style

**FEATURES:**  
Accu-fit Technology  
Turn Welt Top  
Flat Toe Seam

**CUSHIONING:**  
Medium Cushion Sole

**CONTENT:**  
38% Merino Wool  
38% Rayon from Bamboo  
20% Stretch Nylon  
4% Spandex

**SIZES:**  
Men's M/L & L/XL



Bark  
750

Charcoal  
850

■ FINE MERINO WOOL / RAYON FROM BAMBOO

**CANYON III** LD24M ✦ updated style

**FEATURES:**  
Accu-Fit Technology  
Soft Turn Welt Top  
Arch Support  
Flat Toe Seam

**CUSHIONING:**  
Medium Cushion Sole

**CONTENT:**  
40% Merino Wool  
40% Rayon from Bamboo  
16% Stretch Nylon  
4% Spandex

**SIZES:**  
Men's M/L & L/XL



Charcoal  
850

Denim  
650

Khaki  
030

Grey  
800

■ FINE MERINO WOOL / RAYON FROM BAMBOO

**DOCKED** LD64M ✦ new style

**FEATURES:**  
Accu-Fit Technology  
Turn Welt Top  
Y-Heel Construction  
Flat Toe Seam

**CUSHIONING:**  
Medium Cushion Sole

**CONTENT:**  
42% Merino Wool  
22% Rayon from Bamboo  
23% Stretch Nylon  
8% Alpaca  
5% Spandex

**SIZES:**  
Men's M/L & L/XL



Charcoal  
850

Khaki  
030

Grey  
800

■ FINE MERINO WOOL / RAYON FROM BAMBOO / ALPACA

**WORK BOOT** LD65M ✦ new style

**FEATURES:**  
Accu-Fit Technology  
Turn Welt Top  
Y-Heel Construction  
Arch Support  
Flat Toe Seam

**CUSHIONING:**  
Medium Cushion Sole

**CONTENT:**  
45% Merino Wool  
36% Stretch Nylon  
15% Alpaca  
4% Spandex

**SIZES:**  
Men's M/L & L/XL



Charcoal  
850

Denim  
650

Grey  
800

■ FINE MERINO WOOL / ALPACA

**ROVER II** LD14M

**FEATURES:**  
Accu-Fit Technology  
Soft Turn Welt Top  
Arch Support  
Flat Toe Seam

**CUSHIONING:**  
Full Cushioned  
Leg and Foot

**CONTENT:**  
51% Merino Wool  
29% Nylon  
17% Alpaca  
3% Spandex

**SIZES:**  
Men's M/L & L/XL



Charcoal  
850

Denim  
650

Grey  
800

■ FINE MERINO WOOL / ALPACA



### FIXTURE 30 2020 SLIM FLOOR POP

23"D X 23" X 70"H

FLEXIBLE MERCHANDISING OPTIONS WITH SIGNAGE PLACEMENT OPTIONS ON FRONT OF FIXTURE OR SIDE OF FIXTURE.

**MINIMUM:** (12) 8" PEGS HOLDS 72 PAIRS WITH 6 PAIRS PER PEG. PEGS CAN HOLD UP TO 8 PAIRS.

**MAXIMUM:** (18) 8" PEGS HOLDS 108 PAIRS WITH 6 PAIRS PER PEG. PEGS CAN HOLD UP TO 8 PAIRS.

(24) PEGS SHIPPED WITH DISPLAY TO MERCHANDISE EITHER 6 OR 9 PEGS PER SIDE FOR KNEE HIGHS, OR 8 OR 12 PEGS PER SIDE FOR MICROS & CREWS



### FIXTURE 31 2020 FLOOR POP

32"W X 26"D X 80"H



**MINIMUM:** (30) 9" PEGS HOLDS 180 PAIRS MINIMUM WITH 6 PAIRS PER PEG. PEGS CAN HOLD UP TO 9 PAIRS.

**MAXIMUM:** (40) 9" PEGS HOLDS 240 PAIRS MINIMUM WITH 6 PAIRS PER PEG. PEGS CAN HOLD UP TO 9 PAIRS.

(40) PEGS SHIPPED WITH DISPLAY TO MERCHANDISE EITHER 15 PEGS PER SIDE FOR KNEE-HIGHS OR 20 PEGS PER SIDE FOR MICROS & CREWS.

#### SOCKS FIT SHOE SIZE

SIZE	WOMEN'S	MEN'S	EU
Small/Medium	4 - 7.5		35 - 38
Medium/Large	8 - 11	7 - 10	39 - 43
Large/X-Large		10.5 - 13	44 - 47
XX-Large		13.5 - 16	48 - 50

### FIXTURE 16 OVERHEAD BRANDED SLATWALL

28.5"W X 8.75"H X 1.75"D

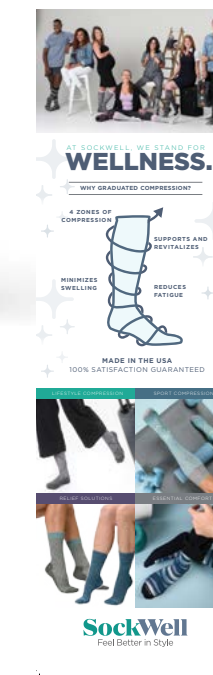


### FIXTURE 12 SLATWALL BUNDLE

INCLUDES OVERHEAD BRANDED SLATWALL, POINT OF SALE SLATWALL SIGN, AND A BUNDLE OF 12 PEGS.

### FIXTURE 9 POS SLATWALL SIGN

5.25" W X 18" H



#### DISTRIBUTORS

CANADIAN DISTRIBUTOR: KANNER COMFORT DISTRIBUTION

INFO@KANNERCORP.COM - 1-866-490-3338

EUROPEAN DISTRIBUTOR: HOOIJER GROEP CONTACT: SALES@HOOIJERGROEP.NL

0031 53 5374444 • WWW.HOOIJERGROEP.NL

JAPANESE DISTRIBUTOR: WESKIII INC. CONTACT: TAKANORI SUMIDA

INFO@WESKIII.COM • +81.50.1746.8334 • WWW.WESKIII.COM

AUSTRALIAN DISTRIBUTOR - ADVANCE DESIGN

CONTACT: RAY LEHRER RAYL@ADVANCEDDESIGN.COM.AU

1800 639 611 WWW.ADVANCEDDESIGN.COM.AU

1907 CRUTCHFIELD STREET • CHATTANOOGA, TN 37406 • PHONE 423.643.0821 • FAX 423.643.0825 • SOCKWELLUSA.COM

JIM MARKLEY • PARTNER • (C) 423-322-2132 • (E) JMARKLEY@GOODHEW.US.COM

EMILY YANN • NATIONAL SALES MANAGER • (C) 423-413-0786 • (E) EYANN@GOODHEW.US.COM





Fall 2021  
FEEL BETTER IN STYLE

**SockWell**

