

**FIFA®**



Beach Soccer

**Laws of the Game 2023-24**

Fédération Internationale de Football Association

President: Gianni Infantino  
Secretary General ad interim: Mattias Grafström  
Address: FIFA  
FIFA-Strasse 20  
P.O. Box  
8044 Zurich  
Switzerland  
Telephone: +41 (0)43 222 7777  
Website: FIFA.com

# Beach Soccer Laws of the Game

2023-24

**Approved by the FIFA Council**

This booklet may not be reproduced or translated in whole or in part in any manner without the permission of FIFA.

Effective from 18 December 2023

# TABLE OF CONTENTS

## NOTES ON THE BEACH SOCCER LAWS OF THE GAME 6

### LAW 1 THE PITCH 10

1.	Pitch surface	11
2.	Pitch markings	11
3.	Pitch dimensions	13
4.	The penalty area	14
5.	The substitution zone	15
6.	The corner area	16
7.	The flagposts	16
8.	The technical area	16
9.	The goals	18
10.	Advertising on the pitch	20
11.	Advertising on the goal nets	20
12.	Advertising on the flags	20
13.	Advertising in the technical areas	20
14.	Advertising around the pitch	20

### LAW 2 THE BALL 21

1.	Qualities and measurements	22
2.	Advertising on the ball	22
3.	Replacement of a defective ball	22
4.	Additional balls	23
5.	Extra balls on the pitch	23
6.	Goal involving a defective ball	23

### LAW 3 THE PLAYERS 24

1.	Number of players	25
2.	Number of substitutions and substitutes	25
3.	Submission of list of players and substitutes	26
4.	Substitution procedure	26
5.	Warming up	27
6.	Changing the goalkeeper	27
7.	Offences and sanctions	27
8.	Players and substitutes sent off	30
9.	Extra persons on the pitch	31
10.	Goal scored with an extra person on the pitch	32

11.	Improper re-entry by player off the pitch	33
12.	Authorised departure from the pitch	34
13.	Unauthorised departure from the pitch	34
14.	Team captain	34
15.	Refreshments	34

## **LAW 4 THE PLAYERS' EQUIPMENT** **35**

1.	Safety	36
2.	Compulsory equipment	36
3.	Colours	36
4.	Other equipment	37
5.	Slogans, statements, images and advertising	38
6.	Offences and sanctions	40
7.	Numbering of the players	40

## **LAW 5 THE REFEREES** **41**

1.	The authority of the referees	42
2.	Decisions of the referees	42
3.	Powers and duties	42
4.	Liability of the match officials	45
5.	International matches	46
6.	Referees' equipment	46

## **LAW 6 THE OTHER MATCH OFFICIALS** **47**

1.	The assistant referees	48
2.	Powers and duties	48
3.	International matches	50
4.	Fourth referee	51

## **LAW 7 THE DURATION OF THE MATCH** **52**

1.	Periods of play	53
2.	Ending the periods of play	53
3.	Chronometer	53
4.	Interval between periods of play	54
5.	Medical stoppage	54
6.	Abandoned match	54

<b>LAW 8 THE START</b>	<b>55</b>
1. Kick-off	56
2. Dropped ball	58
<b>LAW 9 THE BALL IN AND OUT OF PLAY</b>	<b>59</b>
1. Ball out of play	60
2. Ball in play	60
3. Indoor pitch	60
<b>LAW 10 DETERMINING</b>	<b>61</b>
1. Goal scored	62
2. Winning team	62
3. Penalties (penalty shoot-out)	63
4. Away goals	65
<b>LAW 11 OFFSIDE</b>	<b>66</b>
<b>LAW 12 FOULS AND MISCONDUCT</b>	<b>68</b>
1. Free kick	69
2. Offences penalised with a free kick to be taken from the centre of the pitch or from the place where the offence was committed	72
3. Disciplinary action	74
4. Restart of play after fouls and misconduct	80
<b>LAW 13 FREE KICKS</b>	<b>83</b>
1. Types of free kick	84
2. Procedure	84
3. Position of free kicks	85
4. Offences and sanctions	87
5. Summary table	90
<b>LAW 14 THE PENALTY KICK</b>	<b>91</b>
1. Procedure	92
2. Offences and sanctions	93
3. Summary table	95

<b>LAW 15 THE KICK-IN/THROW-IN</b>	<b>96</b>
1. Procedure	97
2. Offences and sanctions	98
<b>LAW 16 THE GOAL CLEARANCE</b>	<b>99</b>
1. Procedure	100
2. Offences and sanctions	100
<b>LAW 17 THE CORNER KICK</b>	<b>101</b>
1. Procedure	102
2. Offences and sanctions	102
<b>PRACTICAL GUIDELINES FOR BEACH SOCCER</b>	<b>103</b>
<b>REFEREES AND OTHER MATCH OFFICIALS</b>	<b>103</b>
SIGNALLING	105
POSITIONING	114
INTERPRETATION AND RECOMMENDATIONS	129
<b>BEACH SOCCER TERMS</b>	<b>142</b>
<b>REFEREE TERMS</b>	<b>151</b>

# NOTES ON THE BEACH SOCCER LAWS OF THE GAME



## Official languages

FIFA publishes the Beach Soccer Laws of the Game in English, Arabic, French and Spanish. If there is any divergence in the wording, the English text is authoritative.

## Other languages

National football associations (FAs) which translate the Beach Soccer Laws of the Game can obtain the layout template for the 2023-24 edition from FIFA by contacting [refereeing@fifa.org](mailto:refereeing@fifa.org). National FAs which produce a translated version of the Beach Soccer Laws of the Game using this format are invited to send a copy to FIFA (stating clearly on the front cover that it is that national FA's official translation) so that it can be posted on FIFA.com for use by others.

## Applying the Beach Soccer Laws

That the same Beach Soccer Laws apply in every match in every confederation, country, town and village throughout the world is a considerable strength which must be preserved. This is also an opportunity which must be harnessed for the good of beach soccer everywhere.

Those who educate match officials and other participants should emphasise that:

- Referees should apply the Beach Soccer Laws within the “spirit” of the game to help produce fair and safe matches.
- Everyone must respect the match officials and their decisions, remembering and respecting the integrity of the Beach Soccer Laws.

Players have a major responsibility for the image of the game and the team captain should play an important role in helping to ensure that the Beach Soccer Laws and referees' decisions are respected and protected.

## Modifications to the Beach Soccer Laws

The universality of the Beach Soccer Laws of the Game means that the game is essentially the same in every part of the world and at every level. As well as creating a “fair” and safe environment in which the game is played, the Beach Soccer Laws should also promote participation and enjoyment.

Historically, FIFA allowed national FAs some flexibility to modify the “organisational” Beach Soccer Laws for specific categories of beach soccer. However, FIFA strongly believes that national FAs should be able to modify some other aspects of the way beach soccer is organised if it will benefit beach soccer in their own country.

How the game is played and refereed should be the same on every beach soccer pitch in the world. However, a country's domestic beach soccer needs should determine how long the game lasts, how many people can take part and how some unfair behaviour is punished.



Consequently, national FAs, confederations and FIFA have the option to modify all or some of the following organisational areas of the Beach Soccer Laws of the Game for which they are responsible:

For youth, veterans', disability and grassroots beach soccer:

- The size of the pitch
- The size, weight and material of the ball
- The width between the goalposts and the height of the crossbar from the ground
- The duration of the three (equal) periods of the game (and one period of extra time)

In addition, to allow national FAs further flexibility to benefit and develop beach soccer domestically, the following changes relating to "categories" of beach soccer are permitted:

- National FAs, confederations and FIFA have the flexibility to decide the age restrictions for youth and veterans' beach soccer.
- Each national FA will determine which competitions at the lowest levels of beach soccer are designated as "grassroots" beach soccer.

National FAs have the option to approve some of these modifications for different competitions – there is no requirement to apply them universally or to apply them all. However, no other modifications are allowed without the permission of FIFA.

National FAs are asked to inform FIFA of their use of all the above-mentioned modifications, and at which levels, as this information, and especially the reason(s) why the modifications are being used, may identify development ideas or strategies that FIFA can share to assist the development of beach soccer by other national FAs.

FIFA would also be very interested to hear about other potential modifications to the Beach Soccer Laws of the Game, which could increase participation, make beach soccer more attractive and promote its worldwide development.

## Managing amendments to the Beach Soccer Laws

For every proposed amendment, the focus must be on fairness, integrity, respect, safety, the enjoyment of the participants and how technology can benefit the game. The Beach Soccer Laws must also encourage participation by everyone, regardless of background or ability.

Although accidents occur, the Beach Soccer Laws should make the game as safe as possible. This requires players to show respect for their opponents, and referees should create a safe environment by dealing strongly with those whose play is too aggressive and dangerous. The Beach Soccer Laws embody the unacceptability of unsafe play in their disciplinary phrases, e.g. "reckless challenge" (caution = yellow card/YC) and "endangering the safety of an opponent" or "using excessive force" (sending-off = red card/RC).

Beach soccer must be attractive and enjoyable for players, match officials and coaches, as well as spectators, fans, administrators, etc. These amendments must help make the game attractive and enjoyable so that people, regardless of age, race, religion, culture, ethnicity, gender, sexual orientation or disability, etc. want to take part and enjoy their involvement in beach soccer.

These amendments seek to simplify the game and bring many aspects of the Beach Soccer Laws into line with those of football and futsal but, as many situations are "subjective" and referees are human (and thus make mistakes), some decisions will inevitably cause debate and discussion.

The Beach Soccer Laws cannot deal with every single situation, so where there is no direct provision herein, FIFA expects the referees to make a decision within the "spirit" of the game utilising "beach soccer understanding" – this often involves asking the question, "what would be in beach soccer's best interests?"



# Law 1

## THE PITCH

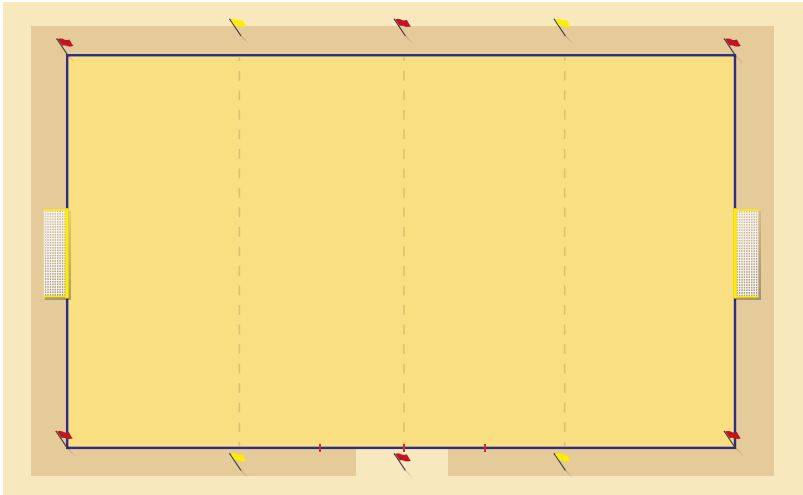
## 1. Pitch surface

The surface is composed of sand and must be level. It must not be rough and must be free of pebbles, shells or any other objects that could injure the players, the match officials or any other person.

For international competitions, the sand must be fine and at least 40cm deep. It must be sifted until suitable for play; however, it must not be so fine as to cause dust that sticks to the skin.

## 2. Pitch markings

The pitch must be rectangular and marked with continuous lines (broken lines are not permitted).



Only the lines indicated in Law 1 are to be marked on the pitch.



If a player makes unauthorised marks on the pitch, the player must be cautioned for unsporting behaviour. If the referees notice this being done during the match, play must be stopped, if they cannot apply the advantage, and the offending player must be cautioned for unsporting behaviour. Play is restarted with a free kick to the opposing team, to be taken from the position of the ball when play was stopped, if the ball was in the opponents' half of the pitch, or from the centre of the pitch, if the ball was in the half of the pitch of the team that committed the offence.

The two longer boundary lines are touchlines. The two shorter boundary lines are goal lines, although there is no line between the goalposts.

The pitch is divided into two halves by an imaginary halfway line marked by two red flags located outside the pitch.

The point in the centre of this imaginary line is the exact position for the kick-off and certain free kicks.

Marks must be drawn on the goal line and touchline, 1m from each corner, to help the referees identify the imaginary corner arcs.

Marks must be drawn on the goal line and touchline, 5m from each of the aforementioned marks, to ensure that defending-team players retreat the minimum distance (5m) when a corner kick is being taken.

Marks must be drawn on the touchline closer to the teams' benches, 2.5m from the imaginary halfway line, in each half of the pitch, to indicate the boundaries of the substitution zone.

Marks must be drawn on the touchline further from the teams' benches, 5m from the imaginary halfway line, in each half of the pitch, to indicate the minimum distance that must be observed at kick-offs.

Marks must be drawn on each touchline, level with the imaginary penalty-area lines, to help the referees identify the penalty areas.

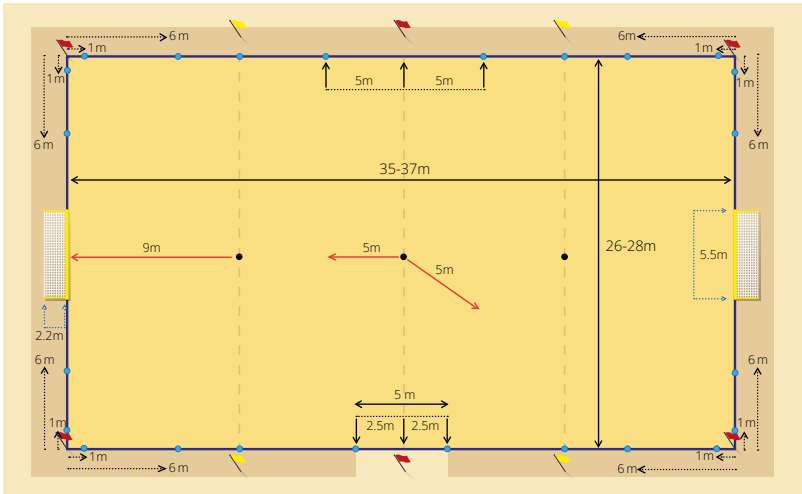
All lines must be 10cm wide and made of coloured tape (preferably blue) that contrasts with the sand. The tape must be flexible and hard-wearing but not harm the players' feet. These lines must be firmly anchored to the sand at each corner and in the middle of each touchline with special clamps, and to the goals with rubber rings attached to the posts.

### 3. Pitch dimensions

Length (touchline):	Minimum	35m
	Maximum	37m
Width (goal line):	Minimum	26m
	Maximum	28m

Competition rules may determine the length of the goal line and touchline within the above requirements.

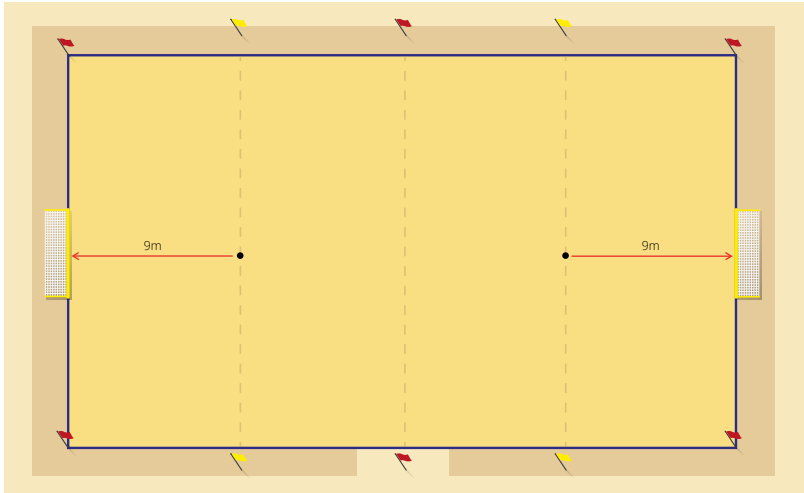
Measurements are from the outside of the lines or imaginary lines as the lines are part of the area they enclose.



#### 4. The penalty area

The penalty area is the area on the pitch between the goal line and an imaginary parallel line at a distance of 9m from the goal line and marked by two yellow flags placed outside the pitch, next to each touchline.

The imaginary penalty mark is in the centre of the imaginary penalty-area line.



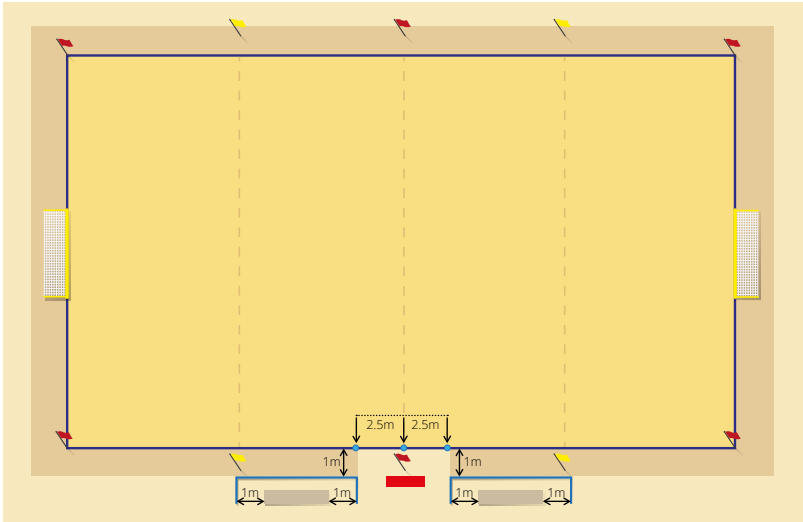


## 5. The substitution zone

The substitution zone is the area on the touchline in front of the timekeeper's table:

- The substitution zone is 5m in length, extending 2.5m to each side of the intersection between the imaginary halfway line and the touchline.
- The teams' benches are placed beyond the touchline and the substitution zone.
- The area in front of the timekeeper's table, 2.5m to either side of the imaginary halfway line, is kept clear.

More details on substitutions and the relevant procedure are provided in Law 3.



## 6. The corner area

The corner area is defined by an imaginary quarter circle (arc) inside the pitch, with a radius of 1m from each corner.

## 7. The flagposts

Flagposts, at least 1.5m high, with a non-pointed top and a flag, must be placed as indicated below.

A total of ten flags are used as follows:

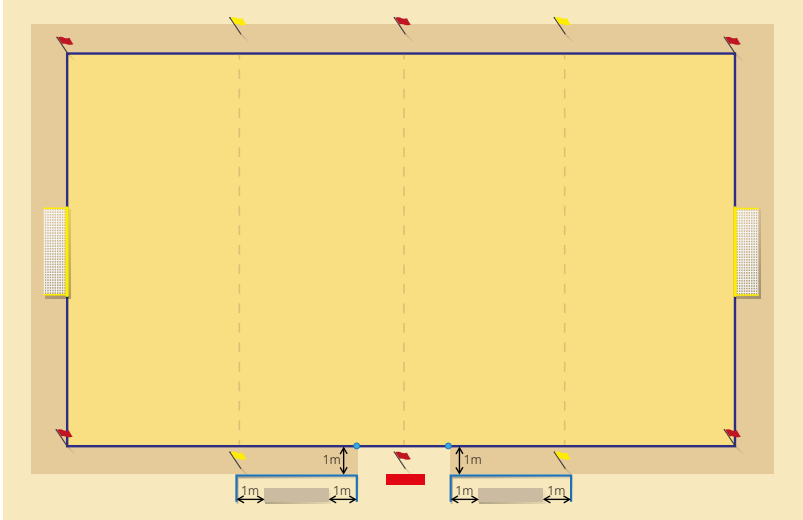
- One red flag at each corner of the pitch
- One red flag at each end of the imaginary halfway line, securely anchored at a distance of between 1m and 1.5m outside the touchlines
- One yellow flag at each end of the imaginary lines marking the penalty area, securely anchored at a distance of between 1m and 1.5m outside the touchlines.

## 8. The technical area

The technical area features a designated sitting area for team officials and substitutes. While the size and position of technical areas may differ between facilities, the following guidelines apply:

- The technical area should only extend 1m on either side of the designated sitting area and forwards up to a distance of 1m from the touchline.
- It is recommended that markings be used to define this area.
- The number of persons permitted to occupy the technical area is defined by the competition rules.
- The occupants of the technical area:
  - are identified before the start of the match in accordance with the competition rules;
  - must behave in a responsible manner;
  - must remain within its confines except in special circumstances, e.g. a physiotherapist/doctor entering the pitch, with one of the referees' permission, to assess an injured player.
- Only one person at a time is authorised to stand and convey tactical instructions from the technical area.

- The substitutes and the fitness coach may warm up during a match in the zone provided for this purpose behind the technical area. If such a zone is not available, they may warm up near the touchline as long as they do not obstruct the movement of the players and referees and they behave responsibly.



### Safety

The competition rules must state the minimum distance between the boundary lines of the pitch (touchlines and goal lines) and the barriers separating the spectators (including the barriers with advertising, etc.), always in such a way as to ensure the safety of the participants.



## 9. The goals

A goal must be placed at the centre of each goal line.

A goal consists of two upright posts equidistant from the corners of the pitch and joined at the top by a horizontal crossbar. The goalposts and crossbar must be made of approved material and must not be dangerous. The goalposts and crossbar of both goals must be the same shape, which must be square, rectangular, round, elliptical or a hybrid of these options.

The distance (inside measurement) between the posts is 5.5m and the distance from the lower edge of the crossbar to the ground is 2.2m.

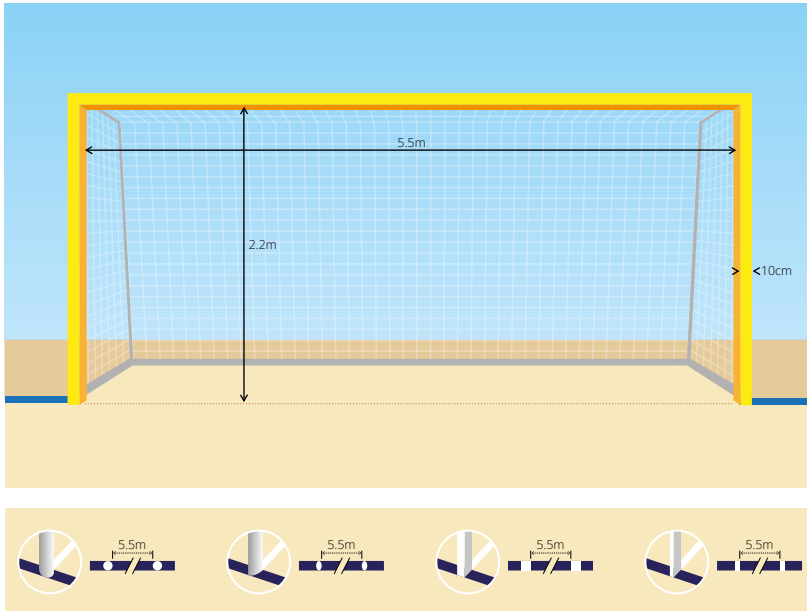
The position of the goalposts in relation to the goal line must be in accordance with the graphics.

Both goalposts and the crossbar have the same width and depth as the goal lines, 10cm. The nets must be made of an adequate material and attached to the back of the goalposts and the crossbar with a suitable means of support. They must be properly supported and must not interfere with the goalkeeper.

If the crossbar becomes displaced or broken, play is stopped until it has been repaired or replaced in position. If it is not possible to repair the crossbar, the match must be abandoned. The use of a rope to replace the crossbar is not permitted. If the crossbar can be repaired, the match is restarted with a dropped ball from the position of the ball when play was stopped, unless this was inside the penalty area (see Law 8).

The goalposts and crossbars should preferably be yellow.

It is recommended that all goals used in an official competition organised under the auspices of FIFA or confederations not include any extraneous structures (i.e. except for the goalposts and crossbar – e.g. support bars) that could prevent the ball from going into the goal.



### Safety

Goals must be firmly secured to the ground.



### **10. Advertising on the pitch**

Advertising on the floor of the pitch is not permitted.

### **11. Advertising on the goal nets**

If the competition rules do not prohibit it, advertising on the goal nets is permitted, provided that it does not confuse, or obstruct the view of, the players or referees.

### **12. Advertising on the flags**

If the competition rules do not prohibit it, advertising on the flags is permitted.

### **13. Advertising in the technical areas**

If the competition rules do not prohibit it, advertising on the surface of the technical areas is permitted, provided that it does not distract or confuse the occupants of the said areas or any other participant.

### **14. Advertising around the pitch**

Upright advertising must be at least:

- 1m from the touchlines, except in the technical areas and substitution zone, in which all upright advertising is prohibited;
- the same distance from the goal line as the depth of the goal net;
- 1m from the goal net.

# Law 2

THE BALL

## 1. Qualities and measurements

The ball must be:

- spherical;
- made of suitable material;
- of a circumference of between 68cm and 70cm;
- between 400g and 440g in weight at the start of the match;
- of a pressure equal to 0.4-0.6atm (400-600g/cm<sup>2</sup>) at sea level.

All balls used in matches played in an official competition organised under the auspices of FIFA or confederations must meet the requirements and bear one of the marks of the FIFA Quality Programme for Footballs.

Each mark indicates that the ball has been officially tested and meets the specific technical requirements for that mark, which are additional to the minimum specifications stipulated in Law 2 and must be approved by FIFA.

## 2. Advertising on the ball

In matches played in an official competition organised under the auspices of FIFA, confederations or national football associations, no form of commercial advertising is permitted on the ball, except for the logo/emblem of the competition, the competition organiser and the authorised manufacturer's trademark. The competition rules may restrict the size and number of such markings.

## 3. Replacement of a defective ball

If the ball becomes defective in open play, play is stopped and restarted with a dropped ball. The only exception is when the ball becomes defective as a result of striking one of the goalposts or the crossbar and then directly enters the goal (see section 6 of this Law).

If the ball becomes defective at a kick-off, goal clearance, corner kick, free kick, penalty kick, kick-in/throw-in or dropped ball, the restart is retaken.

If the ball becomes defective during a penalty kick or penalties (penalty shoot-out) as it moves forwards and before it touches a player, crossbar or goalpost, the penalty kick is retaken.



#### 4. Additional balls

Ball kids may hold additional balls around the pitch so that play can continue quickly.

Additional balls which meet the requirements of Law 2 may be placed around the pitch and their use is subject to the referees' control. The third referee may also have one or two additional ball(s) close at hand in order to speed up restarts of play.

#### 5. Extra balls on the pitch

If an extra ball enters the pitch while the ball is in play, the referees must stop the match only if the extra ball interferes with play. Play must be restarted with a dropped ball from the position of the original ball when play was stopped, unless this was inside the penalty area (see Law 8).

If an extra ball enters the pitch while the ball is in play without interfering with play, the referees allow play to continue and must have the extra ball removed at the earliest possible opportunity.

#### 6. Goal involving a defective ball

If the ball becomes defective after striking one of the goalposts or the crossbar and directly enters the goal, the referees award the goal.



# Law 3

## THE PLAYERS

## 1. Number of players

A match is played by two teams, each with a maximum of five players, one of whom must be the goalkeeper. A match may not start or resume if either team has fewer than three players.

Although a match may not start if either team consists of fewer than three players, the minimum number of players, including substitutes, required for a match is left to the discretion of national football associations.

If a team has fewer than three players because one or more players has deliberately left the pitch, the referees are not obliged to stop play and the advantage may be played, but the match must not resume after the ball has gone out of play if a team does not have the minimum number of three players.

If the competition rules state that all players and substitutes must be named before kick-off and a team starts a match with fewer than five players, only the players and substitutes named on the team list may take part in the match upon their arrival.

## 2. Number of substitutions and substitutes

An unlimited number of substitutions may be made during a match.

### Official competitions

A maximum of seven substitutes may be used in a match played in an official competition organised under the auspices of FIFA, confederations or member associations. Competition rules must state how many substitutes may be named.

### Other matches

In unofficial national "A" team matches, a maximum of ten substitutes may be used.

In all other matches, a greater number of substitutes may be named and used, provided that:

- the teams concerned reach agreement on a maximum number;
- the referees are informed before the match.

If the referees are not informed, or if no agreement is reached before the match, no more than ten substitutes are allowed.



### 3. Submission of list of players and substitutes

In all matches, the names of the players and substitutes must be given to the referees prior to the start of the match, whether they are present or not. Any player or substitute whose name is not given to the referees at this time may not take part in the match.

### 4. Substitution procedure

A substitution may be made at any time, whether the ball is in play or not. To replace a player with a substitute, the following applies:

- The player being substituted leaves the pitch via the substitution zone, except as provided for in the Beach Soccer Laws of the Game.
- The player being substituted does not need to obtain either of the referees' permission to leave the pitch.
- The referees do not need to authorise the substitute to enter the pitch.
- The substitute only enters the pitch after the player being replaced has left.
- The substitute enters the pitch via the substitution zone.
- The substitution is completed when a substitute fully enters the pitch via the substitution zone after handing the bib to the player being replaced, unless the latter player has had to leave the pitch via another zone for any reason provided for in the Beach Soccer Laws of the Game, in which case the substitute hands the bib to the third referee.
- From that moment, the substitute becomes a player and the player who has been replaced becomes a substitute.
- Permission to proceed with a substitution may be refused under certain circumstances, e.g. if the substitute's equipment is not in order.
- A substitute who has not completed the substitution procedure cannot restart play by taking a kick-in/throw-in, penalty kick, free kick, corner kick or goal clearance, or by receiving a dropped ball.
- The player replaced may take further part in the match.
- All substitutes are subject to the authority and jurisdiction of the referees, whether called upon to play or not.
- If a period is extended to allow a penalty kick or a free kick to be taken, only the goalkeeper of the defending team or the player who was fouled for the kick, if the offence was a foul and this player is unable to take the kick due to injury, may be substituted.

## 5. Warming up

A maximum of five substitutes per team are allowed to warm up at the same time.

## 6. Changing the goalkeeper

- Any of the substitutes may change places with the goalkeeper without informing the referees or waiting for a stoppage in the match.
- Any player may change places with the goalkeeper; however, this player must do so during a stoppage in the match and must inform the referees before the change is made.
- A player or substitute replacing the goalkeeper must wear a goalkeeper's shirt with the player or substitute's own number on the back. Competition rules may also stipulate that a player acting as a flying goalkeeper must wear exactly the same colour as the main goalkeeper's shirt.

## 7. Offences and sanctions

If a substitute enters the pitch before the player being replaced has left or if, during a substitution, a substitute enters the pitch from a place other than the substitution zone:

- the referees stop play (although not immediately if they can apply the advantage);
- the referees caution the substitute for entering the pitch in contravention of the substitution procedure and order the substitute to leave the pitch.

If the referees have stopped play, it is restarted with a free kick to the opposing team, to be taken:

- from the position of the ball at the time of the stoppage if the ball was in the half of the team against which the offence was committed;
- from the centre of the pitch if the ball was in the half of the team that committed the offence.

If this substitute or their team also commits another offence, play is restarted in accordance with the restart of play associated with that other offence. If this substitute or their team interferes with play, a free kick or penalty kick is awarded based on the position of the interference.

If the ball was out of play, the match is restarted in accordance with the Beach Soccer Laws of the Game.



If, during a substitution, the player being replaced leaves the pitch via a place other than the substitution zone for reasons not provided for in the Beach Soccer Laws of the Game, the referees stop play (although not immediately if they can apply the advantage) and caution the player for leaving the pitch in contravention of the substitution procedure.

If the referees have stopped play, it is restarted with a free kick to the opposing team, to be taken:

- from the position of the ball at the time of the stoppage if the ball was in the half of the team against which the offence was committed;
- from the centre of the pitch if the ball was in the half of the team that committed the offence.

If a substitute enters the pitch in contravention of the substitution procedure or causes a team to be playing with an extra player, the referees, assisted by the other match officials, must adhere to the following guidelines:

- Stop play, although not immediately if the advantage can be applied.
- Caution the substitute for unsporting behaviour if the team plays with an extra player or for contravening the substitution procedure if the substitution was not made correctly.
- Send off the substitute if the substitute denies the opposing team a goal or an obvious goalscoring opportunity. The number of players is reduced in accordance with Law 3.
- The substitute must leave the pitch at the next stoppage in the match if they have not left it before, either to complete the substitution procedure, if the offence was for this reason, or to move to the technical area, if the team was playing with an extra player.
- If the referees apply the advantage:
  - they must stop play once the substitute's team is in possession of the ball and restart it with a free kick to the opposing team, to be taken from the position of the ball when play was stopped, provided that this was in the opponents' half of the pitch, or from the centre of the pitch, if the ball was in the offending team's half of the pitch.
  - and then the substitute's team commits an offence punishable with a free kick or a penalty kick, they must sanction the substitute's team by awarding the relevant restart to the opposing team. If necessary, they also take the disciplinary action corresponding to the offence committed.

- and then stop play because the opponents of the substitute's team commit an offence, they must restart play with a free kick to the opponents of the substitute's team, to be taken from the position of the ball when play was stopped, provided that this was in the opponents' half of the pitch, or from the centre of the pitch if the ball was in the substitute's team's half of the pitch. If necessary, they also take the disciplinary action corresponding to the offence committed.
- and then the ball goes out of play, they must restart play with a free kick to the opponents of the substitute's team, to be taken from the point on the boundary line where the ball left the pitch, if this was in the opponents' half of the pitch, or from the centre of the pitch if the ball left the pitch in the substitute's team's half.
- If a named substitute enters the pitch instead of a named player at the start of the match and the referees or other match officials are not informed of this change:
  - the referees allow the named substitute to continue the match;
  - no disciplinary action may be taken against the named substitute;
  - the referees report the incident to the appropriate authorities.
- If a substitute commits a sending-off offence before entering the pitch, the number of players in the team is not reduced and another substitute or the player who was going to be replaced may enter the pitch.

For any other offences:

- the players concerned are cautioned;
- the match is restarted with a free kick to the opposing team, to be taken:
  - from the position of the ball at the time of the stoppage if the ball was in the half of the team against which the offence was committed;
  - from the centre of the pitch if the ball was in the half of the team that committed the offence.



## 8. Players and substitutes sent off

A player who is sent off:

- before submission of the team list cannot be named on the team list in any capacity;
- after being named on the team list and before kick-off may be replaced by a named substitute, who cannot be replaced.

A named substitute who is sent off, whether before or after kick-off, may not be replaced.

A substitute may replace a player who is sent off after kick-off and enter the pitch after two minutes of playing time have elapsed following the sending-off (i.e. after their team has served a two-minute numerical reduction), provided that the substitute has the authorisation of the timekeeper or the third referee, unless a goal is scored before the two minutes have elapsed, in which case the following conditions apply:

- If there are five players against four or four against three and the team with the greater number of players scores a goal, the team with fewer players may be increased by one player.
- If both teams are playing with three or four players and a goal is scored, neither team is increased until it has served its respective two-minute numerical reduction.
- If there are five players playing against three and the team with five players scores a goal, the team with three players may be increased by one player only.
- If the team with fewer players scores a goal, the game continues without any change in the number of players until the two minutes have elapsed, unless the team with the greater number of players subsequently scores a goal in the interim.

If a player commits a second cautionable offence but the advantage is applied and that player's team then concedes a goal, the offending player should be issued with a second caution for misconduct and sent off prior to the kick-off, but the number of players on the pitch is not reduced as the offence was committed before the goal was scored; a substitute replaces the sent-off player. However, if the offence was stopping or interfering with a promising attack, the player should not be issued with a second caution.

If a player commits a sending-off offence during the interval between periods of play or before the start of extra time, the offending team starts the next period with one fewer player on the pitch.



## 9. Extra persons on the pitch

The coach and other officials named on the team list are team officials. Anyone not named on the team list as a player, substitute or team official is considered an outside agent.

If a team official, substitute (except as part of the substitution procedure), sent-off player or outside agent enters the pitch, the referees must:

- only stop play if there is interference with play;
- have the person removed when play stops;
- take appropriate disciplinary action.

If play is stopped and the interference was by:

- a team official, substitute or sent-off player, play restarts with a free kick or penalty kick;
- an outside agent, play restarts with a dropped ball.

The referees must report the incident to the appropriate authorities.



## 10. Goal scored with an extra person on the pitch

If the ball is going into the goal and the interference does not prevent a defending-team player from playing the ball, the goal is awarded if the ball enters the goal (even if contact was made with the ball) unless the interference was by the attacking team.

If, after a goal is scored and play has restarted, the referees realise that an extra person was on the pitch when the goal was scored, the goal cannot be disallowed. If the extra person is still on the pitch, the referees must:

- stop play;
- have the extra person removed;
- restart with a dropped ball or free kick as appropriate.

The referees must report the incident to the appropriate authorities.

If, after a goal is scored and before play restarts, the referees realise that an extra person was on the pitch when the goal was scored:

- The referees must disallow the goal if the extra person was:
  - a player, substitute, sent-off player or official of the team that scored the goal and that person interfered with play; play is restarted with a free kick from the position of the extra person or a penalty kick if the interference was in the penalty area;
  - an outside agent, unless a goal results as outlined above in “Extra persons on the pitch”; play is restarted with a dropped ball.
- The referees must allow the goal if the extra person was:
  - a player, substitute, sent-off player or team official of the team that conceded the goal;
  - an outside agent who did not interfere with play.

In all cases, the referees must have the extra person removed from the pitch.

## 11. Improper re-entry by player off the pitch

If a player who requires one of the referees' permission to re-enter the pitch does so without this permission, the referees must:

- stop play (not immediately if the player does not interfere with play or a match official or if the advantage can be applied);
- caution the player for entering the pitch without permission.

If this player commits another cautionable offence, the player must be sent off for two cautionable offences, e.g. if the player enters without permission from one of the referees and then trips an opponent in a reckless manner. If this offence is committed with excessive force, the player is sent off directly.

If the referees stop play, it must be restarted:

- with a free kick from the position of the interference or a penalty kick if the interference was in the penalty area;
- if there was no interference, with a free kick from:
  - the position of the ball when play was stopped if the ball was in the half of the team against which the offence was committed;
  - from the centre of the pitch if the ball was in the half of the team that committed the offence.

A player who accidentally crosses one of the boundary lines of the pitch and/or who leaves the pitch as part of a playing movement is not deemed to have committed an offence.



## 12. Authorised departure from the pitch

In addition to a normal substitution, a player may leave the pitch without either referee's permission in the following situations:

- as part of a playing movement whereby the player immediately returns to the pitch, i.e. to play the ball or dribble past an opponent. However, it is not permitted to leave the pitch and move behind one of the goals before re-entering the pitch with the aim of deceiving the opponents; if this happens, the referees stop play if they cannot apply the advantage. If they stop play, they must restart it with a free kick to be taken from the position of the offence, provided that this was in the opponents' half of the pitch, or from the centre of the pitch, if the offence was in the team's half of the pitch. The player is cautioned for unsporting behaviour;
- due to injury. The player needs the permission of one of the referees to re-enter the pitch if the player has not been substituted. If the player has suffered bleeding, the bleeding must have stopped before the player re-enters the pitch, and the player must be checked by the referees or one of the other match officials;
- to correct or put back on their equipment. The player needs one of the referees' permission to re-enter the pitch if the player has not been substituted, and the referees or one of the other match officials must check the equipment before the player returns to the match.

## 13. Unauthorised departure from the pitch

If a player leaves the pitch without one of the referees' permission for reasons not permitted under the Beach Soccer Laws of the Game, the timekeeper or the third referee sounds the acoustic signal to inform the referees if the advantage cannot be applied. If it is necessary to stop play, the referees sanction the offending player's team by awarding a free kick to the opposing team. If the advantage is applied, the timekeeper or the third referee must sound the acoustic signal at the next stoppage in play. The player is cautioned for leaving the pitch without either referee's permission.

## 14. Team captain

Each team must have a captain who is identified with an armband. The captain has no special status or privileges but has a degree of responsibility for the behaviour of the team.

## 15. Refreshments

The referees allow players to take refreshments during a stoppage in the match. It is not permitted to throw bags or any other receptacle containing liquids onto the pitch.

# Law 4

## THE PLAYERS' EQUIPMENT

## 1. Safety

A player must not use or wear any equipment or other item that is dangerous.

All items of jewellery (necklaces, rings, bracelets, earrings, leather bands, rubber bands, etc.) are forbidden and must be removed. Using tape to cover jewellery is not permitted.

The players and substitutes must be inspected before the start of the match. If a player is wearing or using unauthorised/dangerous equipment or jewellery on the pitch, the referees must order the player to:

- remove the item;
- leave the pitch at the next stoppage if the player is unable or unwilling to comply.

A player who refuses to comply or wears the item again must be cautioned.

## 2. Compulsory equipment

The compulsory equipment of a player comprises the following separate items:

- a shirt with sleeves
- shorts (the goalkeeper is permitted to wear trousers); these may not be rolled up and must be in keeping with the professional appearance of the player's equipment

Footwear is not permitted.

## 3. Colours

- The two teams must wear colours that distinguish them from each other as well as from the match officials.
- Each goalkeeper must wear colours that are distinguishable from those of the other players and the match officials.
- If the two goalkeepers' shirts are the same colour and neither has another shirt to change into, the referees allow the match to be played.

Undershirts must be a single colour which is the same as the main colour of the shirt sleeve or comprise a pattern/colours which exactly replicate(s) the shirt sleeve.

Undershorts/tights must be the same colour as the main colour of the shorts or the lowest part of the shorts – players of the same team must wear the same colour.

Competition rules may obligate the occupants of the technical area, other than the substitutes, to wear clothing that is a different colour to the clothing worn by the players and match officials.

## 4. Other equipment

Non-dangerous protective equipment – for example, headgear, facemasks and knee and arm protectors made of soft, lightweight padded material – is permitted, as are goalkeepers' caps and sports spectacles.

Elastic foot bindings are permitted provided that they do not fully cover the heels or toes.

### Bibs

A bib must be worn over the shirt to identify the substitutes. The bib should be a different colour to both teams' shirts and the opposing team's bibs.

### Head covers

Where head covers (excluding goalkeepers' caps) are worn, they must:

- be black or the same main colour as the shirt (provided that the players of the same team wear the same colour);
- be in keeping with the professional appearance of the player's equipment;
- not be attached to the shirt;
- not be dangerous to the player wearing it or any other player (e.g. due to an opening/closing mechanism around the neck);
- not have any parts extending out from the surface (protruding elements).

### Knee and arm protectors

Where knee and arm protectors are worn, they must be the same colour as the main colour of the shirt sleeve (arm protectors) or the shorts/trousers (knee protectors) and must not protrude excessively. When it is not possible to match these colours, black or white protectors may be used with shirt sleeves/shorts (or trousers, where applicable) of any colour. When protectors that do not match the shirt sleeves/shorts (or trousers) are used, all such protectors must be the same colour (black or white).



### Electronic communication

Players (including substitutes and sent-off players) are not permitted to wear or use any form of electronic or communication equipment (except where electronic performance and tracking systems are allowed).

The use of electronic or communication equipment by team officials is permitted where it directly relates to player welfare or safety or for tactical/coaching reasons but only small, mobile, handheld equipment (e.g. microphones, headphones/ earpieces, mobile/smartphones, smartwatches, tablets, laptops) may be used. A team official who uses unauthorised equipment or who behaves in an inappropriate manner as a result of the use of electronic or communication equipment will be dismissed from the technical area.

### Electronic performance and tracking systems (EPTS)

Where wearable technology (WT) as part of EPTS is used in matches played in an official competition organised under the auspices of FIFA, confederations or national football associations, the competition organiser must ensure that the technology attached to the players' equipment is not dangerous and meets the requirements for wearable EPTS under the FIFA Quality Programme for EPTS.

Where EPTS are provided by the match or competition organiser during matches played in an official competition, it is the responsibility of that match or competition organiser to ensure that the information and data transmitted from the EPTS to the technical area are reliable and accurate.

The FIFA Quality Programme for EPTS supports competition organisers with the approval process for reliable and accurate EPTS.

## 5. Slogans, statements, images and advertising

Equipment must not bear any political, religious or personal slogans, statements or images. Players must not reveal undergarments that show political, religious or personal slogans, statements or images, or advertising other than the manufacturer's logo. For any offence, the player and/or the team will be sanctioned by the competition organiser, national football association or FIFA.

### Principles

- Law 4 applies to all equipment (including clothing) worn by players and substitutes; its principles also apply to all team officials in the technical area.
- The following are (usually) permitted:
  - the player's number, name, team crest/logo, initiative slogans/emblems promoting the game of beach soccer, respect and integrity as well as any advertising permitted by the competition rules or national FA, confederation or FIFA regulations
  - the facts of a match: teams, date, competition/event, venue



- Permitted slogans, statements or images should be confined to the shirt front and/or armband.
- In some cases, the slogan, statement or image might only appear on the captain's armband.

### Interpreting the Law

When interpreting whether a slogan, statement or image is permissible, note should be taken of Law 12 (Fouls and Misconduct), which requires the referees to take action against a player who is guilty of:

- using offensive, insulting or abusive language and/or action(s);
- acting in a provocative, derisory or inflammatory way.

Any slogan, statement or image which falls into any of these categories is not permitted.

Whilst "religious" and "personal" are relatively easily defined, "political" is less clear but slogans, statements or images related to the following are not permitted:

- any person, living or dead (unless part of the official competition name)
- any local, regional, national or international political party/organisation/group, etc.
- any local, regional or national government or any of its departments, offices or functions
- any organisation which is discriminatory
- any organisation whose aims/actions are likely to offend a notable number of people
- any specific political act/event

When commemorating a significant national or international event, the sensibilities of the opposing team (including its supporters) and the general public should be carefully considered.

Competition rules may contain further restrictions/limitations, particularly in relation to the size, number and position of permitted slogans, statements and images. It is recommended that disputes relating to slogans, statements or images be resolved prior to a match/competition taking place.



## 6. Offences and sanctions

For any offence not involving dangerous equipment, play need not be stopped and the player:

- is instructed by the referees to leave the pitch to correct the equipment;
- leaves when play stops, unless the equipment has already been corrected.

A player who leaves the pitch to correct or change equipment must:

- have the equipment checked by a match official before being allowed to re-enter;
- only re-enter with permission from one of the referees.

In such a case, a player who re-enters the pitch without permission must be cautioned and, if play is stopped to issue the caution, a free kick is awarded, to be taken:

- from the position of the ball at the time of the stoppage if the ball was in the half of the team against which the offence was committed;
- from the centre of the pitch if the ball was in the half of the team that committed the offence.

However, if there was interference, a free kick is awarded from the position of the interference (or a penalty kick, if the interference was in the penalty area).

## 7. Numbering of the players

The competition rules must stipulate the policy regarding the numbering of the players, which is normally from 1 to 15, with number 1 reserved for a goalkeeper.

The organiser must bear in mind that it is very difficult and inappropriate for referees to make the signal of numbers greater than 15.

The number of each player must be visible on their back and be distinguishable from the main colour of the shirt. The competition rules must determine the size of the numbers and whether they are mandatory as well as their presence/size on other items of the players' basic equipment.

# Law 5

## THE REFEREES

## 1. The authority of the referees

Each match is controlled by two referees – the referee and the second referee – who have the full authority to enforce the Beach Soccer Laws of the Game in connection with the match.

## 2. Decisions of the referees

The decisions of the referees regarding facts connected with play, including whether or not a goal is scored and the result of the match, are final. The decisions of the referees, and all other match officials, must always be respected.

The referees may not change a restart decision on realising it is incorrect or on the advice of another match official if play has restarted or the referees have signalled to confirm the end of the periods (including extra time) and left the pitch and its vicinity after the timekeeper has sounded the acoustic signal, or the match has been abandoned.

Sometimes, one of the assistant referees indicates/communicates a YC/RC offence but the referees do not see the indication or hear the communication until after play has restarted. The referees can still take the appropriate disciplinary action, but the restart associated with the offence does not apply.

The decisions of the referee prevail over those of the second referee whenever there is disagreement between them.

In the event of undue interference or improper conduct, the referee will relieve the second referee or the other match officials of their duties, arrange for them to be substituted and make a report to the appropriate authorities.

## 3. Powers and duties

The referees:

- enforce the Beach Soccer Laws of the Game;
- control the match in cooperation with the other match officials, where applicable;
- ensure that any ball used meets the requirements of Law 2;
- ensure that the players' equipment meets the requirements of Law 4;
- keep a record of match incidents;
- stop the match, at their discretion, for any offences against the Beach Soccer Laws of the Game;
- stop, suspend or abandon the match due to any other issue, such as because of outside interference; e.g. if:
  - the floodlights are inadequate;

- an object thrown/kicked by a spectator hits a match official, player, substitute or team official – the referee may allow the match to continue or stop, suspend or abandon it depending on the severity of the incident;
- a spectator blows a whistle which interferes with play – play is stopped and restarted with a dropped ball;
- an extra ball, other object or animal enters the pitch during the match – the referees must:
  - stop play (and restart with a dropped ball) if it interferes with play, unless the ball is going into the goal and the interference does not prevent a defending-team player playing the ball; in such cases, the goal is awarded if the ball enters the goal (even if contact was made with the ball) unless the interference was by the attacking team;
  - allow play to continue otherwise and have it removed at the earliest possible opportunity;
- stop play if, in their opinion, a player is seriously injured and ensure that the player is removed from the pitch. An injured player, including a goalkeeper, may not be treated on the pitch, must leave the pitch by the nearest boundary-line point, may only return to the pitch after the match has restarted and must re-enter the pitch from the substitution zone. The only exceptions to the requirement to leave the pitch are when:
  - a player has sand in their eyes, in which case the player may use water to clean their eyes and may be helped by a team-mate but not by medical staff. Water bottles may be placed behind the goals to enable a quick restart;
  - a free kick or penalty kick has been awarded and the injured player will be the goalkeeper;
  - players from the same team have collided and need attention;
  - a severe injury has occurred;
  - a player is injured as a result of a foul punished by the referees, in which case the player must take the ensuing free kick or penalty kick. If the player is seriously injured and is unable to take the kick:
    - the player must be replaced by a team-mate who was on the bench when the offence was committed and this substitute must take the kick;
    - a seriously injured goalkeeper who is unable to take a free kick or penalty kick must be replaced by another goalkeeper, who must take the kick. The team may only replace the goalkeeper with another substitute if it does not have another goalkeeper available;
    - a player who feigns serious injury in order to avoid taking a free kick or penalty kick must be cautioned for unsporting behaviour;



- ensure that any player bleeding leaves the pitch. The player may only re-enter on receiving a signal from the referees, who must be satisfied that the bleeding has stopped and there is no blood on the equipment;
- ensure that, if the doctors and/or stretcher-bearers have been authorised to enter the pitch, the player leaves on a stretcher or on foot. A player who does not comply must be cautioned for unsporting behaviour;
- show the relevant caution or red card, if they have decided to caution or send off a player who is injured and has to leave the pitch for treatment, before the player leaves the pitch;
- in instances when play has been stopped, restart play with a dropped ball if the match has not been stopped for another reason or if an injury suffered by a player is not the result of an offence;
- allow play to continue until the ball is out of play if a player is, in their opinion, only slightly injured;
- allow play to continue when the team against which an offence has been committed stands to benefit from such an advantage and penalise the original offence if the anticipated advantage does not ensue at that time or within a few seconds;
- punish the more serious offence when more than one offence occurs at the same time;
- take disciplinary action against players guilty of cautionable and sending-off offences. They are not obliged to take this action immediately but must do so when the ball next goes out of play;
- take action against team officials who fail to conduct themselves in a responsible manner and warn them, caution them or send them off from the pitch and its immediate surrounds, including the technical area. If the offender cannot be identified, the senior coach present in the technical area will receive the sanction. A medical team official who commits a sending-off offence may remain if the team has no other medical person available, and act if a player needs medical attention;
- make a decision with the assistance of the other match officials regarding incidents that the referees have not seen;
- ensure that no unauthorised persons enter the pitch;
- indicate the restart of the match after it has been stopped;
- give the signals described in the section entitled Practical Guidelines for Beach Soccer Referees and Other Match Officials;

- take a position on and around the pitch as described in the relevant sections of the Practical Guidelines for Beach Soccer Referees and Other Match Officials, when required to do so;
- provide the appropriate authorities with a match report, which includes information on any sanctions imposed on players and/or team officials and any other incidents that occurred before, during or after the match.

The referee:

- acts as the timekeeper and third referee in the event that these two other match officials are not present;
- suspends or abandons the match, at their discretion, for any offences against the Beach Soccer Laws of the Game;
- suspends or abandons the match, at their discretion, because of outside interference of any kind.

The second referee:

- replaces a referee who becomes injured or indisposed.

#### 4. Liability of the match officials

The referees (or where applicable, the other match officials) are not held liable for:

- any kind of injury suffered by a player, official or spectator;
- any damage to property of any kind;
- any other loss suffered by any individual, club, company, association or other body, which is due or which may be due to any decision that they may take under the terms of the Beach Soccer Laws of the Game or in respect of the normal procedures required to hold, play and control a match.

Such decisions may include:

- a decision that the condition of the pitch or its surrounds is such or that the weather conditions are such as to allow or not to allow a match to take place;
- a decision to abandon a match for whatever reason;
- a decision as to the suitability of the accessories, the ball and equipment used during a match;
- a decision to stop or not to stop a match due to spectator interference or any problem in spectator areas;
- a decision to stop or not to stop play to allow an injured player to be removed from the pitch for treatment;



- a decision to require an injured player to be removed from the pitch for treatment (aside from the exceptions listed above);
- a decision to allow or not to allow a player to wear certain apparel or equipment;
- a decision (where they have the authority) to allow or not to allow any persons (including team or venue officials, security officers, photographers or other media representatives) to be present in the vicinity of the pitch;
- any other decision that they may take in accordance with the Beach Soccer Laws of the Game or in conformity with their duties under the terms of FIFA, confederation, member association or competition rules or regulations under which the match is played.

## 5. International matches

A second referee is mandatory for international matches.

## 6. Referees' equipment

### Compulsory equipment

Referees must have the following equipment:

- at least one whistle
- red and yellow cards
- a notebook (or another means of keeping a record of the match)
- at least one watch

### Other equipment

Referees may be permitted to use:

- equipment for communicating with other match officials – headsets, etc.;
- EPTS or other fitness monitoring equipment.

Referees are prohibited from wearing any other electronic equipment, including cameras.

Referees and other match officials are also prohibited from wearing jewellery (although the referee is permitted to wear a watch or similar device to time the match if the timekeeper is absent).



# Law 6

THE OTHER  
MATCH OFFICIALS

## 1. The assistant referees

Three assistant referees may be appointed (a third referee, a fourth referee and a timekeeper) who must perform their duties in accordance with the Beach Soccer Laws of the Game. They are positioned off the pitch, level with the imaginary halfway line and on the same side as the substitution zone. The timekeeper remains seated at the timekeeper's table, while the third and fourth referees' duties may be performed either seated or standing up.

The timekeeper and the third and fourth referees are equipped with a suitable chronometer, which is supplied by the association or club under whose jurisdiction the match is being played, and they may assist the referees with offences when they have a clearer view than the referees.

They are provided with a timekeeper's table in order to perform their duties correctly.

## 2. Powers and duties

The third referee:

- assists the referees and the timekeeper;
- keeps a record of the players taking part in the match;
- monitors the replacement of balls at the request of the referees;
- checks the substitutes' equipment before they enter the pitch;
- records the goalscorers' numbers;
- informs the on-pitch referees regarding any offence, misconduct, or unsporting behaviour by any participant in the match, which the referees may decide to take into consideration or not;
- records the names and numbers of any players cautioned or sent off;
- hands a document to the officials of each team which indicates when a substitute can enter the pitch to replace a player who has been sent off;



**THE SUBSTITUTE MAY ENTER THE PITCH WHEN THERE IS/ARE  
\_\_\_\_\_ MINUTE(S) AND \_\_\_\_\_ SECOND(S) LEFT ON THE CHRONOMETER  
BEFORE THE END OF THE \_\_\_\_\_ PERIOD.**

**LE REMPLAÇANT POURRA ENTRER SUR LE TERRAIN QUAND  
LE CHRONOMÈTRE INDIQUERA \_\_\_\_\_ MINUTE(S) ET \_\_\_\_\_ SECONDE(S)  
AVANT LA FIN DE LA \_\_\_\_\_ PÉRIODE.**

**EL SUPLENTE PODRÁ ENTRAR EN EL TERRENO DE JUEGO CUANDO  
EL CRONÓMETRO INDIQUE \_\_\_\_\_ MINUTO(S) Y \_\_\_\_\_ SEGUNDO(S)  
PARA FINALIZAR EL \_\_\_\_\_ PERIODO.**

**DER AUSWECHSELSPIELER DARF DAS SPIELFELD BETRETEN,  
WENN IM \_\_\_\_\_ SPIELABSCHNITT NOCH \_\_\_\_\_ MINUTE(N)  
UND SEKUNDE(N) ZU SPIELEN SIND.**

- under the referees' supervision, checks the re-entry of a player who has left the pitch to correct their equipment;
- under the referees' supervision, checks the re-entry of a player who has left the pitch due to an injury of any kind;
- signals to the referees when an obvious error has been made in cautioning or sending off a player or if an act of violent conduct has been committed out of their field of vision. In any case, the referees decide on any facts connected with play;
- supervises the conduct of the persons situated in the technical area and on the benches, and informs the referees of any inappropriate behaviour;
- keeps a record of stoppages in play because of outside interference and the reasons for them;
- checks, together with one of the referees, that kick-offs are taken correctly;
- checks, together with one of the referees, that free kicks from the centre of the pitch are taken correctly;
- assists the referees by providing any other relevant information regarding the match;
- takes a position on the pitch as described in the relevant sections of the Practical Guidelines for Beach Soccer Referees and Other Match Officials, when required to do so;
- replaces the second referee in the event that the referee or second referee becomes injured or indisposed.



**The timekeeper:**

ensures that the duration of the match complies with the provisions of Law 7 by:

- starting the chronometer after the first kick-off in each period has been taken correctly;
- stopping the chronometer after a goal has been scored, after a penalty kick or a free kick has been awarded, or after the referees have stopped play for any other reason;
- restarting the chronometer after play has been correctly resumed following a kick-off, a free kick, a penalty kick or a dropped ball, or after any other restart if the referees have stopped play for any other reason;
- recording the goals and periods of play on the public scoreboard, if one is available;
- timing a team's two-minute numerical reduction;
- signalling the end of the first and second periods, the end of the match or the end of the period of extra time, if extra time is played, with a different whistle or acoustic signal from the one used by the referees;
- taking a position by the pitch as described in the relevant sections of the Practical Guidelines for Beach Soccer Referees and Other Match Officials;
- performing the specific duties of the third referee in the event of the latter's absence, if a fourth referee is not appointed;
- providing any other relevant information regarding the match.

**3. International matches**

For international matches, the presence of a third referee and a timekeeper is mandatory.

For international matches, the chronometer used must incorporate all the necessary functions (precise timekeeping and a device to time one or more two-minute numerical reductions simultaneously).

#### 4. Fourth referee

A fourth referee may be appointed under the competition rules. Their role and duties must be in accordance with the provisions stipulated in the Beach Soccer Laws of the Game.

The fourth referee:

- replaces the third referee if either of the referees or the third referee is unable to start or continue officiating the match and can also replace the timekeeper if needed;
- assists the referees and the third referee at all times, including with any administrative duties before, during and after the match, as required by the referees;
- submits a report after the match to the appropriate authorities on any misconduct or any other incident that occurred out of the view of the referees, and also advises the referees of any report being made;
- records all incidents occurring before, during and after the match;
- carries an alternative manual chronometer in case it is required due to an incident of any kind;
- takes a position near the timekeeper so as to be able to assist the referees and the third referee by providing any relevant information regarding the match.



# Law 7

## THE DURATION OF THE MATCH

## 1. Periods of play

The match lasts for three equal periods of 12 minutes of playing time, which may only be reduced if permitted by competition rules.

## 2. Ending the periods of play

The timekeeper signals the end of each 12-minute period (and the extra-time period) with an acoustic signal.

- The period finishes when the acoustic signal sounds, even if the referees do not signal the end by blowing their whistle.
- If a free kick or a penalty kick is awarded when a period is about to end, the period will be considered to have ended once the kick has been completed. Either kick is considered completed when, after the ball is in play, one of the following occurs:
  - the ball stops moving or goes out of play;
  - the ball is played by any player (including the kicker) other than the defending goalkeeper;
  - the referees stop play for an offence by the kicker or a team-mate of the kicker.

If a defending-team player commits an offence before the kick is completed, the referees continue the game by ordering a retake or awarding a further free kick or penalty kick as appropriate, in line with the Beach Soccer Laws of the Game.

- A goal scored in accordance with Laws 1 and 10 but after the end of the period, as indicated by the timekeeper with the acoustic signal, will only be allowed in the above situations.

Periods of play will not be extended in any other case.

## 3. Chronometer

If the chronometer does not work properly, the timekeeper informs the referees accordingly. The timekeeper must then time the match using a manual chronometer. In such a situation, the assistant referees invite an official from each team in order to inform them of how much time is left to be played.

If, after a stoppage in play, the timekeeper forgets to start the chronometer, the referees order the timekeeper to add the elapsed time on the chronometer.



#### **4. Interval between periods of play**

Players are entitled to a break not exceeding three minutes between periods of play.

If extra time is played, there is no interval between the end of the third period and the start of extra time. However, in this case, a short drinks break (which should not exceed one minute) is permitted.

Competition rules must state the duration of the interval between the periods, and it may be altered only with the referees' permission.

#### **5. Medical stoppage**

Medical stoppages may be permitted under competition rules, e.g. drinks breaks and cooling breaks, which should not exceed one minute.

#### **6. Abandoned match**

An abandoned match is replayed unless the competition rules or organisers determine otherwise.



# Law 8

THE START  
AND RESTART  
OF PLAY

A kick-off starts each period of a match, including extra time, and restarts play after a goal has been scored. Free kicks, penalty kicks, kick-ins/throw-ins, goal clearances and corner kicks are other restarts.

A dropped ball is the restart when the referees stop play and the Law does not require one of the above restarts.

If an offence occurs when the ball is not in play, this does not change how play is restarted.

## 1. Kick-off

### Procedure

- The referee tosses a coin and the team that wins the toss decides which goal to attack in the first period or to take the kick-off.
- Depending on the above, the other team takes the kick-off or decides which goal to attack in the first period.
- The team that decided which goal to attack in the first period takes the kick-off to start the second period.
- For the second period, the teams change ends and attack the opposite goals.
- In the third period, the team that wins the toss of a coin decides which goal to attack or to take the kick-off.
- Depending on the above, the other team takes the kick-off or decides which goal to attack in the third period.
- If extra time is played, the teams change ends and attack the opposite goals; the team that decided which goal to attack in the third period takes the kick-off.
- After a team scores a goal, the kick-off is taken by the other team.

For every kick-off:

- All players, except the player taking the kick-off, must be in their own half of the pitch.
- The opponents of the team taking the kick-off must be at least 5m from the ball until it is in play.
- The ball must be stationary in the centre of the pitch.
- Whichever of the on-pitch referees is not situated on the bench side indicates that the kick-off can be taken by signalling with the whistle.
- The ball is in play when it is kicked and clearly moves.
- A goal may not be scored directly from the kick-off: if the ball directly enters the opponents' goal, a goal clearance is awarded to the opponents; if the ball directly enters the kicker's goal, a corner kick is awarded to the opponents.

## Offences and sanctions

- If the player taking the kick-off touches the ball again before it has touched another player, a free kick is awarded, to be taken:
  - from the position of the ball at the time of the stoppage if the ball was in the half of the team against which the offence was committed;
  - from the centre of the pitch if the ball was in the half of the team that committed the offence.

For a handball offence, a free kick to be taken from the position of the offence is awarded.

In the event of any other kick-off procedure offence, the kick-off is retaken.

### Summary table

Offence	Outcome of the kick-off		
	Ball enters goal	Ball does not enter goal	Position of restart
Offence by the kicker (double touch)	A free kick is awarded to the defending team	A free kick is awarded to the defending team	Centre of the pitch or place where the offence was committed
Offence by an attacking-team player other than the kicker (entering the opponents' half)	Kick-off is retaken and the guilty player is cautioned	Kick-off is retaken and the guilty player is cautioned	N/A
Offence by a defending-team player (not respecting the required distance from the ball)	Kick-off is retaken and the guilty player is cautioned	Kick-off is retaken and the guilty player is cautioned	N/A
Offence by a defending-team player and an attacking-team player at the same time	Kick-off is retaken and both players are cautioned	Kick-off is retaken and both players are cautioned	N/A



## 2. Dropped ball

### Procedure

- The ball is dropped for the defending team's goalkeeper in their penalty area if, when play was stopped:
  - the ball was in the penalty area; or
  - the last touch of the ball was in the penalty area.
- In all other cases, one of the referees drops the ball for one player of the team that last touched the ball at the position where it last touched a player, an outside agent or a match official.
- All other players (of both teams) must remain at least 2m from the ball until it is in play.
- The ball is in play when it touches the pitch.

### Offences and sanctions

- The ball is dropped again if it:
  - touches a player before it touches the pitch;
  - goes out of play after it touches the pitch, without touching a player.
- If a dropped ball enters the goal without touching at least two players, play is restarted with:
  - a goal clearance if it enters the opponents' goal;
  - a corner kick if it enters the goal of the player to whom the ball is dropped.

However, if a dropped ball enters either goal without touching at least two players due to circumstances beyond the control of the player to whom it is dropped (such as the weather conditions or the ball being improperly dropped), the ball should be dropped again.

# Law 9

THE BALL  
IN AND OUT  
OF PLAY

### 1. Ball out of play

The ball is out of play when:

- it has wholly passed over the goal line or touchline on the ground or in the air;
- play has been stopped by the referees;
- it hits the ceiling, if there is one.

The ball is also out of play when it touches a match official, remains on the pitch and:

- a team starts a promising attack; or
- the ball goes directly into the goal; or
- the team in possession of the ball changes.

In these three cases involving the ball touching a match official, play is restarted with a dropped ball.

### 2. Ball in play

The ball is in play at all other times when it touches a match official, as well as when it rebounds off a goalpost, the crossbar or a corner flagpost and remains on the pitch.

### 3. Indoor pitch

The minimum height of ceilings should be stipulated in the competition rules.

If the ball hits the ceiling while in play, the game is restarted with a kick-in/throw-in, to be taken by the opponents of the team that last touched the ball. The kick-in/throw-in is taken from the point on the touchline nearest to the place on the ground above which the ball hit the ceiling.

# Law 10

**DETERMINING  
THE OUTCOME  
OF A MATCH**

## 1. Goal scored

A goal is scored when the whole of the ball passes over the imaginary goal line, between the goalposts and under the crossbar, provided that no offence has been committed by the team scoring the goal.

If the goalkeeper throws the ball directly into the opponents' goal, a goal clearance is awarded.

### No goal

If one of the referees signals a goal before the ball has passed wholly over the imaginary goal line (between the goalposts, as stipulated in Law 1) and immediately realises that an error has been made, play is restarted with a dropped ball.

## 2. Winning team

The team scoring the greater number of goals during a match is the winner. If both teams score an equal number of goals, or if no goals are scored, the match is drawn.

When competition rules require a winning team after a drawn match or home-and-away tie, the only permitted procedures for determining the winning team are:

- the away-goals rule;
- one period of extra time not exceeding three minutes. The competition rules must stipulate the duration of extra time;
- penalties (penalty shoot-out).

A combination of the above procedures may be used.

In this case, and if the match is a league match, points will be awarded as follows:

- Win at the end of the third period: three points to the winning team
- Win at the end of extra time: two points to the winning team
- Win following penalties (penalty shoot-out): one point to the winning team



### 3. Penalties (penalty shoot-out)

Penalties (penalty shoot-out) are taken after the match has ended and, unless otherwise stated, the relevant Beach Soccer Laws of the Game apply. A player who has been sent off during the match is not permitted to take part; warnings and cautions issued during the match and before the coin toss to decide which team will take the first kick are not carried forward into penalties (penalty shoot-out).

Penalties (penalty shoot-out) are not part of the match.

#### Procedure

##### Before penalties (penalty shoot-out) start

- Unless there are other considerations (e.g. pitch condition, safety, camera placement, etc.) or the competition rules specify otherwise, the referee tosses a coin to decide the goal at which the kicks will be taken.
- The referee tosses a coin and the team that wins the toss decides whether to take the first or second kick.
- All players and substitutes are eligible to take kicks, except those players who, when the match or extra time finishes, have withdrawn from the match injured or have been sent off.
- Each team is responsible for selecting from the eligible players and substitutes, as well as the order in which they will take the kicks. The referees do not need to be informed of the order.
- If, at the end of the match or extra time when played, and before penalties (penalty shoot-out) start, one team has a greater number of players (including substitutes) than its opponents, it may choose to keep the number of players as at the end of the match or reduce its number to the same number as its opponents and the referees must be informed of the name and number of each player excluded, if any. Any excluded player is not eligible to take part in the penalties (penalty shoot-out), whether as a kicker or as a goalkeeper (except as outlined below).
- A goalkeeper who is unable to continue before or during penalties (penalty shoot-out) may be replaced by a player or substitute excluded to equalise the number of players, but the replaced goalkeeper takes no further part and may not take a kick.
- If the goalkeeper has already taken a kick, the replacement may not take a kick until the next round of kicks.



### During penalties (penalty shoot-out)

- Only eligible players and substitutes, the referees and the other match officials are permitted to remain on the pitch.
- All eligible players and substitutes, except the player taking the kick and the two goalkeepers, must remain in the opposite half of the pitch.
- The goalkeeper of the kicker's team must remain on the opposite side to the second referee, on the touchline, level with the imaginary penalty mark.
- Any eligible player or substitute may change places with the goalkeeper.
- The kick is completed when the ball stops moving or goes out of play or when the referees stop play for any offence; the kicker may not play the ball a second time.
- The referees keep a record of the kicks.
- If the goalkeeper commits an offence and, as a result, the kick is retaken, the goalkeeper is warned for the first offence; if the same player commits any subsequent offence(s), they are cautioned.
- If the kicker is penalised for an offence committed after the referees have signalled for the kick to be taken, that kick is recorded as missed and the kicker is cautioned.
- If both the goalkeeper and the kicker commit an offence at the same time, the kick is recorded as missed and the kicker is cautioned.
- If, during penalties (penalty shoot-out), one team's number of players is reduced, the team with more players may choose to keep the number of players as it is or reduce its number to the same number as its opponents, and the referees must be informed of the name and number of each player excluded, if any. Any excluded player is not eligible to take further part in the kicks, whether as a kicker or as a goalkeeper (except as outlined above).

**Subject to the conditions explained below, both teams take five kicks:**

- The kicks are taken alternately by the teams.
- Each kick is taken by a different kicker, and all eligible players and substitutes must take a kick before any player or substitute can take a second kick.
- The above principle continues for any subsequent sequence of kicks, but a team may change the order of kickers.
- If, before both teams have taken five kicks, one has scored more goals than the other could score, even if it were to complete its five kicks, no more kicks are taken.
- If the scores are level after both teams have taken five kicks, kicks continue until one team has scored one goal more than the other from the same number of kicks.
- Penalties (penalty shoot-out) must not be delayed for a player who leaves the pitch. The player's kick will be forfeited (not scored) if the player does not return in time to take a kick.

**Substitutions and sendings-off during penalties (penalty shoot-out)**

- A player, substitute or team official may be cautioned or sent off.
- A goalkeeper who is sent off must be replaced by an eligible player or substitute.
- A player or substitute other than the goalkeeper who is unable to continue may not be replaced.
- The referees must not abandon the match if a team is reduced to fewer than three players.

**4. Away goals**

Competition rules may provide that, where teams play each other home and away, if the aggregate score is equal after the second match, any goals scored on the pitch of the opposing team will count double.



# Law 11

OFFSIDE

There is no offside in beach soccer.



# Law 12

**FOULS AND  
MISCONDUCT**

Free kicks and penalty kicks can only be awarded for offences committed when the ball is in play.

## 1. Free kick

A free kick is awarded if a player commits any of the following offences against an opponent in a manner considered by the referees to be careless, reckless or using excessive force:

- charges
- jumps at
- kicks or attempts to kick
- pushes
- strikes or attempts to strike (including head-butt)
- tackles or challenges
- trips or attempts to trip

If an offence involves contact, it is penalised with a free kick or penalty kick.

- “Careless” is when a player shows a lack of attention or consideration when making a challenge or acts without precaution. No disciplinary sanction is needed.
- “Reckless” is when a player acts with disregard to the danger to, or consequences for, an opponent and must be cautioned.
- “Using excessive force” is when a player exceeds the necessary use of force and/or endangers the safety of an opponent and must be sent off.

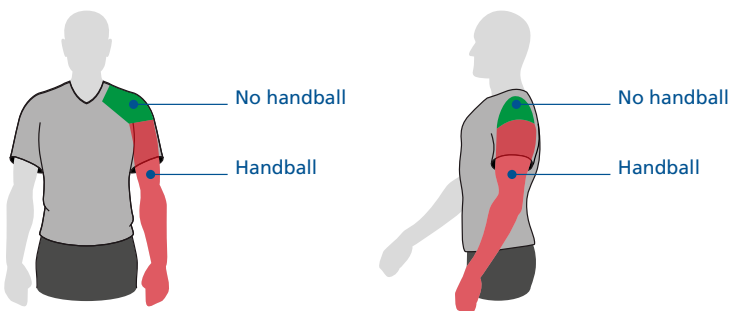
A free kick is also awarded if a player commits any of the following offences:

- a handball offence
- holding an opponent
- unlawfully preventing an opponent from executing a scissors kick or overhead kick
- impeding an opponent with contact
- biting, spitting at or deliberately throwing sand at someone on the team lists or a match official
- throwing/kicking an object at the ball, an opponent or a match official, or making contact with the ball with a held object.



## Handling the ball

For the purposes of determining handball offences, the upper boundary of the arm is in line with the bottom of the armpit.



Not every touch of a player's hand/arm with the ball is an offence.

It is an offence if a player:

- deliberately touches the ball with their hand/arm, for example moving the hand/arm towards the ball.
- touches the ball with their hand/arm when it has made their body unnaturally bigger. A player is considered to have made their body unnaturally bigger when the position of their hand/arm is not a consequence of, or justifiable by, the player's body movement for that specific situation. By having their hand/arm in such a position, the player takes a risk of their hand/arm being hit by the ball and being penalised.

A goal is not awarded if a player scores in the opponents' goal:

- directly from their hand/arm, even if accidental, including by the goalkeeper;
- immediately after the ball has touched their hand/arm, even if accidental.

In the event of an accidental handball by an attacking-team player leading directly or immediately to a goal being scored, play is restarted with a goal clearance for the opposing team.

The goalkeeper has the same restrictions on handling the ball as any other player outside the penalty area. If the goalkeeper handles the ball inside their penalty area when not permitted to do so, a free kick from the centre of the pitch is awarded but there is no disciplinary sanction. However, if the offence is playing the ball a second time (with or without the hand/arm) after a restart before it touches another player, the goalkeeper must be sanctioned if the offence stops a promising attack or denies an opponent or the opposing team a goal or an obvious goalscoring opportunity.



### Scissors kicks/overhead kicks

Scissors kicks and overhead kicks are an inherent part of beach soccer and their execution must be protected, as must the players who perform such kicks.

Referees must ensure that such kicks may be performed and sanction any players who unlawfully prevent them from being performed.

To sanction an opponent who prevents the execution of a scissors kick or an overhead kick, the referees must take the following criteria into consideration:

- If the ball is in the possession of the player who is executing or intends to execute a scissors kick or an overhead kick, and an opponent touches them or the ball, a free kick or penalty kick is awarded against the opponent's team.
- In the aforementioned two cases, if, as a result of the opponent's intervention, the player who is executing or intends to execute a scissors kick or an overhead kick strikes the opponent, the referees sanction the opponent for preventing or attempting to prevent the kick from being executed.
- If the ball is not in the possession of the player who is executing or intends to execute a scissors kick or an overhead kick, and an opponent touches the ball, the opponent has not committed an offence.
- If the ball is not in the possession of the player who is executing or intends to execute a scissors kick or an overhead kick, and this player strikes an opponent in the process, the player who is executing or intends to execute the kick is sanctioned in accordance with the offence.
- A player is considered to be in possession of the ball, for the purposes of a scissors kick or overhead kick, when, after controlling it with any part of the body except the hands or arms, the ball remains in the air and in close proximity to the player, whether in front or on either side of them.

A player defending against a scissors kick or an overhead kick does not commit an offence if they jump without turning their body or do not move towards the opponent, even if they accidentally make contact with the opponent.



## **2. Offences penalised with a free kick to be taken from the centre of the pitch or from the place where the offence was committed**

### **a. Free kick from the centre of the pitch**

A free kick to be taken from the centre of the pitch is awarded if a player commits any of the following offences in their team's own half of the pitch:

- plays in a dangerous manner (as defined below)
- impedes the progress of an opponent without any contact being made
- attempts to deceive the referees, e.g. by feigning injury or pretending to have been fouled (simulation)
- is guilty of dissent, using offensive, insulting or abusive language and/or action(s) or other verbal offences
- any other offence not mentioned in the Beach Soccer Laws for which play is stopped to caution or send off a player

A free kick to be taken from the centre of the pitch is also awarded:

- if a team keeps possession of the ball, while it is in play, in its own penalty area for more than four seconds;
- if a goalkeeper commits any of the following offences:
  - controls the ball with the hands, arms or feet in their own half of the pitch for more than four seconds;
  - having played the ball with the hand or arm inside their penalty area after receiving it from a team-mate, deliberately touches it again with the hand or arm in the same penalty area after once again receiving it from a team-mate, without the ball having been touched by an opponent in between the two passages of play;
  - with the ball in play, releases the ball from the hands and kicks it into the air before it touches the ground;
  - after playing the ball outside their penalty area, deliberately returns to their penalty area with the ball and, before it has touched another player, touches or plays the ball with any part of the body.

A goalkeeper is considered to be in control of the ball when:

- the ball is between the hands or between the hand and any surface (e.g. the pitch, own body) or when touching it with any part of the hands or arms;
- holding the ball in an outstretched open hand;
- bouncing it on the pitch or throwing it in the air.

### **b. Free kick to be taken from the place where the offence was committed**

A free kick to be taken from the place where the offence occurred is awarded if a player commits any of the following offences in the opposing team's half of the pitch:

- plays in a dangerous manner (as defined below)
- impedes the progress of an opponent without any contact being made
- attempts to deceive the referees, e.g. by feigning injury or pretending to have been fouled (simulation)
- is guilty of dissent, using offensive, insulting or abusive language and/or action(s) or other verbal offences
- prevents the goalkeeper from releasing the ball from the hands or kicks or attempts to kick the ball when the goalkeeper is in the process of releasing it
- any other offence not mentioned in the Beach Soccer Laws for which play is stopped to caution or send off a player

#### **Playing in a dangerous manner**

Playing in a dangerous manner is any action that, while trying to play the ball, threatens injury to someone (including the players themselves) and includes preventing a nearby opponent from playing the ball for fear of injury.

#### **Impeding the progress of an opponent without contact**

Impeding the progress of an opponent means moving into the opponent's path to obstruct, block, slow down or force a change of direction when the ball is not within playing distance of either player.

All players have a right to their position on the pitch; being in the way of an opponent is not the same as moving into the way of an opponent.

A player may shield the ball by taking a position between an opponent and the ball if the ball is within playing distance and the opponent is not held off with the arms or body. If the ball is within playing distance, the player may be fairly charged by an opponent.

#### **Blocking an opponent**

Blocking an opponent can be considered a legitimate tactic in beach soccer, as long as the player blocking the opponent is stationary at the time of any contact and does not deliberately cause contact by moving or extending the body into the opponent's path, and the opponent has the opportunity to evade the block. A block can be performed against an opponent who may or may not have the ball.



### 3. Disciplinary action

The referees have the authority to take disciplinary action from entering the pitch for the pre-match inspection until leaving the pitch after the match ends (including penalties (penalty shoot-out)).

If, before entering the pitch at the start of the match, a player or team official commits a sending-off offence, the referees have the authority to prevent the player or team official from taking part in the match; the referees will report any other misconduct.

A player or team official who commits a cautionable or sending-off offence, either on or off the pitch, against any other person or the Beach Soccer Laws of the Game, is disciplined according to the offence.

The yellow card communicates a caution and the red card communicates a sending-off.

Only a player, substitute or team official may be shown the red or yellow card.

#### Players and substitutes

##### Delaying the restart of play to show a card

Once the referees have decided to caution or send off a player, play must not be restarted until the sanction has been administered.

##### Advantage

If the referees apply the advantage for an offence for which a caution/sending-off would have been issued had play been stopped, this caution/sending-off must be issued when the ball is next out of play. However, if the offence was denying the opposing team an obvious goalscoring opportunity, the player is cautioned for unsporting behaviour; if the offence was interfering with or stopping a promising attack, the player is not cautioned.

The advantage should not be applied in situations involving serious foul play, violent conduct or a second cautionable offence unless there is a clear opportunity to score a goal. The referees must send off the player when the ball is next out of play, but if the player plays the ball or challenges/interferes with an opponent, the referees will stop play, send off the player and restart with a free kick, to be taken:

- from the position of the ball at the time of the stoppage if the ball was in the half of the team against which the offence was committed;
- from the centre of the pitch if the ball was in the half of the team that committed the offence;

unless the player committed a more serious offence, in which case the free kick is to be taken from the position of the offence (a penalty kick is awarded if this was inside the offender's penalty area).

If the advantage is applied and a second yellow card or red card is given after a goal is scored, the sanctioned team continues with the same number of players, with a substitute replacing the sent-off player. If a goal is not scored, the team continues with one fewer player.

If a defending-team player starts holding an attacking-team player outside the penalty area and continues to do so inside the penalty area, the referees must award a penalty kick.

### Cautionable offences

A player is cautioned if guilty of:

- delaying the restart of play;
- dissent by word or action;
- entering, leaving or re-entering the pitch without one of the referees' permission or in contravention of the substitution procedure;
- failing to respect the required distance when play is restarted with:
  - a dropped ball, corner kick, kick-off or kick-in/throw-in;
  - a free kick (only for defending-team players);
- entering the opponents' half of the pitch before the ball is in play when the player's team is taking a kick-off (except the player taking the kick-off);
- persistent offences (no specific number or pattern of offences constitutes "persistent");
- unsporting behaviour.

A substitute is cautioned if guilty of:

- delaying the restart of play;
- dissent by word or action;
- entering the pitch in contravention of the substitution procedure;
- unsporting behaviour.

Where two separate cautionable offences are committed (even in close proximity), they should result in two cautions – for example, if a player does not enter the pitch via the substitution zone and commits a reckless tackle or stops a promising attack with a foul/handball, etc.



### Cautions for unsporting behaviour

There are different circumstances when a player must be cautioned for unsporting behaviour, including if a player:

- attempts to deceive the referees, e.g. by feigning injury or pretending to have been fouled (simulation);
- commits a free-kick offence in a reckless manner;
- handles the ball to interfere with or stop a promising attack;
- commits any other offence which interferes with or stops a promising attack, except where the referees award a penalty kick for an offence which was an attempt to play the ball or a challenge for the ball;
- denies an opponent an obvious goalscoring opportunity by committing an offence which was an attempt to play the ball or a challenge for the ball and the referees award a penalty kick;
- handles the ball in an attempt to score a goal (whether or not the attempt is successful) or in an unsuccessful attempt to prevent a goal;
- stops a ball going into the goal by a punishable handball offence when the goal is guarded by the goalkeeper;
- makes unauthorised marks on the pitch;
- plays the ball when leaving the pitch after being ordered to leave;
- shows a lack of respect for the game;
- verbally distracts an opponent during play.

### Celebration of a goal

Players can celebrate when a goal is scored, but the celebration must not be excessive; choreographed celebrations are not encouraged and must not cause excessive time-wasting.

Leaving the pitch to celebrate a goal is not a cautionable offence but players should return as soon as possible.

A player must be cautioned, even if the goal is disallowed, for:

- approaching the spectators in a manner which causes safety and/or security issues;
- acting in a provocative, derisory or inflammatory way;
- covering the head or face with a mask or other similar item;
- removing the shirt or covering the head with the shirt.

### Sending-off offences

A player or substitute who commits any of the following offences is sent off:

- denying the opposing team a goal or an obvious goalscoring opportunity by a handball offence (except a goalkeeper within their own penalty area)
- denying a goal or an obvious goalscoring opportunity to an opponent whose overall movement is towards the offender's goal through an offence punishable by a free kick (unless as outlined below)
- denying a goal or an obvious goalscoring opportunity by touching the ball in the area between the place from where the opponents are taking a free kick and the offending player/substitute's team's own goal before the ball touches the goalposts, the crossbar, the goalkeeper or the ground
- serious foul play
- biting, spitting at or deliberately throwing sand at someone
- violent conduct
- using offensive, insulting or abusive language and/or action(s)
- receiving a second caution in the same match

A player or substitute who has been sent off must leave the vicinity of the pitch and the technical area.

### Stopping a promising attack (SPA)

Where a player stops a promising attack by committing a handball offence, the player is cautioned (except a goalkeeper within their own penalty area). Where a player commits an offence against an opponent within their own penalty area which stops a promising attack and the referees award a penalty kick, the offender is not cautioned if the offence was an attempt to play the ball or a challenge for the ball; in all other circumstances (e.g. holding, pulling, pushing, no possibility to play the ball, etc.), the offending player must be cautioned.

A player, sent-off player, substitute, substituted player or team official who enters the pitch without the required permission from one of the referees or in violation of the substitution procedure and who interferes with play by committing an offence that stops a promising attack is sent off for committing two separate cautionable offences.

In order to determine whether a situation is SPA or not, the following factors should be taken into consideration:

- it must not be a DOGSO situation
- the distance between where the offence was committed and the goal
- the general direction of the play
- the likelihood of keeping or gaining control of the ball



- whether the number of active attacking players is greater than the number of active defending players (excluding the defending goalkeeper and the player who committed the offence)

### Denying a goal or an obvious goalscoring opportunity (DOGSO)

Where a player denies the opposing team a goal or an obvious goalscoring opportunity by a handball offence, the player is sent off wherever the offence occurs (except a goalkeeper within their penalty area).

Where a player commits an offence against an opponent within their own penalty area which denies the opponent an obvious goalscoring opportunity and the referees award a penalty kick, the offender is cautioned if the offence was an attempt to play the ball or a challenge for the ball; in all other circumstances (e.g. holding, pulling, pushing, no possibility to play the ball, etc.), the offending player must be sent off.

A player, sent-off player, substitute or team official who enters the pitch without the required permission from one of the referees or in violation of the substitution procedure and interferes with play, committing an offence by denying the opposing team a goal or an obvious goalscoring opportunity, is guilty of a sending-off offence.

The following must be considered when determining whether it is a DOGSO situation:

- the distance between the offence and the goal
- the general direction of the play
- the likelihood of keeping or gaining control of the ball
- the location and number of defending players

### Serious foul play

A tackle or challenge that endangers the safety of an opponent or uses excessive force or brutality must be sanctioned as serious foul play.

Any player who lunges at an opponent with excessive force when challenging for the ball from the front, from the side or from behind, whether using one or both legs, or who endangers the safety of an opponent is guilty of serious foul play.

### Violent conduct

Violent conduct is when a player uses or attempts to use excessive force or brutality against an opponent when not challenging for the ball, or against any other person, regardless of whether contact is made.

Violent conduct may occur either on the pitch or outside its boundaries, whether the ball is in play or not.

The advantage should not be applied in situations involving violent conduct unless there is a clear subsequent opportunity to score a goal. In such a case, the referees



must send off the player guilty of violent conduct when the ball is next out of play. The referees are reminded that violent conduct often leads to mass confrontation between players; therefore, they must try to avert this with strict intervention. A player or substitute who is guilty of violent conduct must be sent off.

### Team officials

Where an offence is committed by someone from the technical area (substitute, sent-off player or team official) and the offender cannot be identified, the senior team coach present in the technical area will receive the sanction.

### Warning

The following offences should usually result in a warning; repeated or blatant offences should result in a caution or sending-off:

- entering the pitch in a respectful/non-confrontational manner
- failing to cooperate with a match official, e.g. ignoring an instruction/request from an assistant referee
- minor/low-level disagreement (by word or action) with a decision
- occasionally leaving the confines of the technical area without committing another offence

### Caution

Cautionable offences by team officials include (but are not limited to):

- clearly/persistently not respecting the confines of their team's technical area
- delaying the restart of play by their team
- deliberately entering the technical area of the opposing team (non-confrontationally)
- dissent by word or action, including:
  - throwing/kicking drinks bottles or other objects
  - action(s) which show(s) a clear lack of respect for the match official(s), e.g. sarcastic clapping
- excessively/persistently gesturing for a red or yellow card
- acting in a provocative or inflammatory manner
- persistent unacceptable behaviour (including repeated warning offences)
- showing a lack of respect for the game



### **Sending-off**

Sending-off offences include (but are not limited to):

- delaying the restart of play by the opposing team, e.g. holding onto the ball, kicking the ball away, obstructing the movement of a player
- deliberately leaving the technical area to:
  - show dissent towards, or remonstrate with, a match official
  - act in a provocative or inflammatory manner
- entering the opposing technical area in an aggressive or confrontational manner
- deliberately throwing/kicking an object onto the pitch
- entering the pitch to:
  - confront a match official (including during the break between periods and at full time)
  - interfere with play, an opposing player or a match official
- physical or aggressive behaviour (including spitting, biting or throwing sand) towards any other person
- receiving a second caution in the same match
- using offensive, insulting or abusive language and/or action(s)
- using unauthorised electronic or communication equipment and/or behaving in an inappropriate manner as a result of using electronic or communication equipment
- violent conduct

### **Offences where an object is thrown/kicked (including the ball)**

In all cases, the referees take the appropriate disciplinary action:

- reckless – caution the offender for unsporting behaviour
- using excessive force – send off the offender for violent conduct

## **4. Restart of play after fouls and misconduct**

If the ball is out of play, play is restarted according to the previous decision. The following restarts apply if the ball is in play and a player commits a physical offence on the pitch:

- against an opponent – a free kick from the centre of the pitch, free kick from the position of the offence or penalty kick

- against a team-mate, substitute, sent-off player, team official or match official – a free kick from the position of the offence or penalty kick

All verbal offences are penalised with a free kick, to be taken:

- from the position of the offending player if this was in the opponents' half of the pitch;
- from the centre of the pitch if the offending player was in their own half of the pitch.

If the referees stop play for an offence committed by a player, on or off the pitch, against an outside agent, play is restarted with a dropped ball unless a free kick is awarded for leaving the pitch without the referees' permission; the free kick is taken:

- from the point on the boundary line where the offending player left the pitch if this was in the opponents' half of the pitch;
- from the centre of the pitch if the player left the pitch from their own half.

If, when the ball is in play:

- a player commits an offence against a match official or an opposing player, substitute, sent-off player or team official off the pitch; or
- a substitute, sent-off player or team official commits an offence against, or interferes with, an opposing player or a match official off the pitch:

play is restarted with a free kick on the nearest boundary-line point to where the offence/interference occurred; a penalty kick is awarded if it was an offence punishable with a free kick from the position of the offence and the nearest boundary-line point lies on the goal line or on the part of the touchline that belongs to the offender's penalty area.

- a substitute, sent-off player or team official commits an offence against a substitute, sent-off player or team official of either team, play is restarted with a dropped ball (see Law 8).

If an offence is committed off the pitch by a player against a player, substitute or team official of their own team, play is restarted:

- with a free kick from the boundary-line point closest to where the offence occurred if this is in the opponents' half of the pitch;
- with a free kick from the centre of the pitch if the closest point on the boundary line is in the offending player's own half of the pitch.

If a player makes contact with the ball with an object held in the hand, play is restarted with a free kick (or penalty kick).



If a player who is on or off the pitch throws or kicks an object (other than the match ball) at an opposing player, or throws or kicks an object (including a ball) at an opposing substitute, sent-off player, team official, a match official or the match ball, play is restarted with a free kick from the position where the object struck or would have struck the person or the ball, or with a penalty kick if this is within the offender's penalty area. If this position is off the pitch, the free kick is taken on the closest point on the boundary line; a penalty kick is awarded if this point lies on the goal line or on the part of the touchline that belongs to the offender's penalty area.

If a substitute, sent-off player, player temporarily off the pitch or team official throws or kicks an object onto the pitch and it interferes with play, an opponent or a match official, play is restarted with a free kick where the object interfered with play or struck or would have struck the opponent, match official or ball (or with a penalty kick if this is within the offender's penalty area).

# Law 13

FREE KICKS

## 1. Types of free kick

Free kicks are awarded to the opposing team of a player, substitute, sent-off player or team official guilty of an offence. There are two types of free kick in beach soccer:

- a. Free kick in the opposing team's half
- b. Free kick from a team's own half or from the centre of the pitch

The four-second count must be shown clearly by one of the referees when a free kick is taken.

## 2. Procedure

- The players may not form a wall.
- The player taking the free kick must be clearly identified.
- If the offence was a foul, the player who was fouled must take the kick, unless this player has been seriously injured, in which case it must be taken by the substitute who replaces the fouled player.
- If the offence was not a foul, e.g. handball, the free kick may be taken by any player or substitute of the team taking the kick.
- The player taking the kick may make a small mound of sand with their feet or the ball to raise the position of the ball.
- The free kick must be taken within four seconds of the referees' signal to do so.
- Additional time must be allowed for a free kick to be taken at the end of each period (including extra time); in such situations, the referees allow the defending goalkeeper to be replaced by an outfield player or an eligible substitute, although in the latter case, the substitution procedure must be followed.
- If a free kick enters the kicker's own goal directly, a corner kick is awarded to the opposing team.
- If a free kick enters the opposing team's goal directly, a goal is awarded.
- If the ball becomes defective after hitting one of the goalposts or the crossbar and does not enter the goal, the referees do not order the free kick to be retaken; they stop play and restart it with a dropped ball.
- If a player takes a free kick before the referees give the signal for it to be taken, the referees stop play, order the free kick to be retaken and caution the kicker.
- If a period of play is extended to allow a free kick to be taken and the ball hits one of the goalposts, the crossbar or the goalkeeper before crossing the goal line between the goalposts and the crossbar, the referees award a goal.

- Except where the Law designates another position, free kicks for offences involving a player entering, re-entering or leaving the pitch without permission are taken from the position of the ball when play was stopped or from the centre of the pitch. However, for the offences mentioned in Law 12.1, if a player commits an offence off the pitch, play is restarted with a free kick taken on the boundary line closest to where the offence occurred; a penalty kick is awarded if this point lies on the goal line or on the part of the touchline that belongs to the offender's penalty area.

### The ball:

- must be stationary and the kicker must not touch it again until it has touched another player;
- is in play when it is kicked and clearly moves.

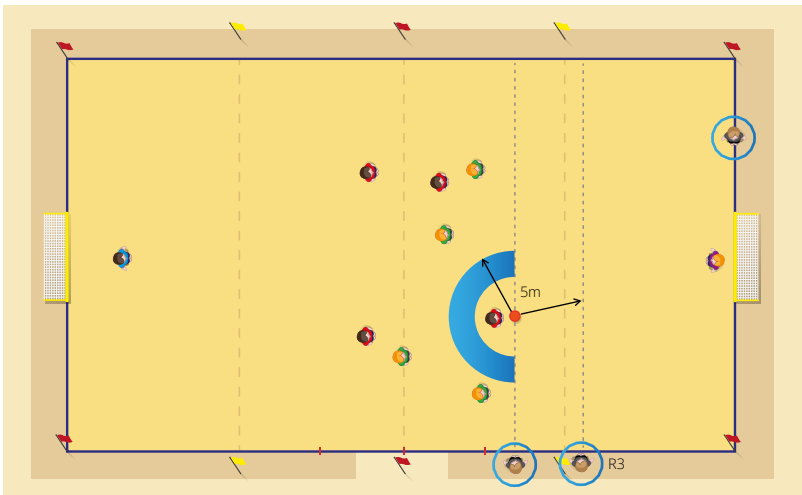
A free kick can be taken by lifting the ball with a foot or with both feet simultaneously.

Feinting to take a free kick to confuse opponents is permitted as part of beach soccer.

If a player, while correctly taking a free kick, deliberately kicks the ball at an opponent in order to play the ball again but not in a careless or reckless manner or using excessive force, the referees allow play to continue.

## 3. Position of free kicks

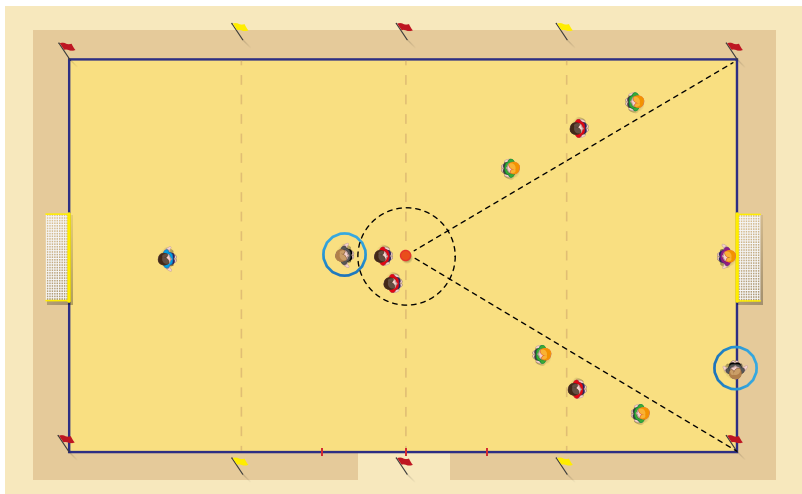
### a. Free kicks in the opposing team's half



If the free kick is taken in the half of the pitch of the team that committed the offence, every player must be:

- on the pitch;
- at least 5m away from the ball until it is in play (apart from the kicker);
- behind an imaginary line level with the ball that runs parallel to the goal line (apart from the defending goalkeeper), so that they do not obstruct the kicker. No player except the kicker may cross this imaginary line until the ball is in play.

#### b. Free kicks from a team's own half or from the centre of the pitch



If the free kick is taken in the half of the team that did not commit the offence, or from the centre of the pitch, all players must:

- be on the pitch;
- leave an imaginary area free between the ball and the corner flags on either side of the defending team's goal, apart from the defending goalkeeper.

In addition, the defending-team players must be at least 5m away from the ball until it is in play.



### Procedure for free kicks from a team's own half or from the centre of the pitch

- If the ball is kicked in the direction of the opponents' goal – within the area between the ball and the corner flags – only the defending team's goalkeeper may touch the ball while it is in the air and has not touched the goalposts or the crossbar. In all other cases, i.e. if the ball goes outside this area (even if it re-enters it) or touches the ground, the defending goalkeeper, the goalposts or the crossbar, the restriction no longer applies, and any player may touch or play the ball.
- If the free kick is taken from the team's own penalty area:
  - the ball is in play when it has been kicked and moves;
  - all opponents must remain outside the penalty area until the ball is in play.

## 4. Offences and sanctions

If, at a free kick in a team's own half of the pitch or from the centre of the pitch, after one of the referees has given the signal for the kick to be taken and while the ball is in play, any player (except the defending goalkeeper) touches the ball in the area between the ball and the corner flags before the ball has touched the goalposts, the crossbar, the defending goalkeeper or the ground, or has previously left this area:

- If the referees do not apply the advantage and the offence is committed by a defending-team player:
  - a free kick is awarded, to be taken from the place where the ball was touched, if the offence was committed outside the team's penalty area;
  - a penalty kick is awarded if the player touched the ball in their own penalty area.
- If the referees do not apply the advantage and the offence is committed by a team-mate of the kicker, a free kick is awarded, to be taken from the place where the ball was touched if this was in the opponents' half of the pitch, or from the centre of the pitch if the ball was touched in the team's own half of the pitch.

The referees do not impose any sanctions, unless a defending-team player touches the ball in the area between the place where the kick was taken and their own goalposts and denies the opposing team a goal or an obvious goalscoring opportunity. In this case, the player is sent off.

If, at a free kick in a team's own half of the pitch or from the centre of the pitch, after one of the referees has given the signal for the kick to be taken but before the ball is in play, an opponent does not respect the minimum distance from the ball or enters the area between the ball and the corner flags:

- the kick is retaken and the offending player is cautioned, unless the referees apply the advantage or another offence is committed that is punishable by a free kick or a penalty kick. In this case, the referees punish the offence committed subsequently. The referees do not impose any other sanctions, unless another offence is committed that requires it.



If, at a free kick in a team's own half of the pitch or from the centre of the pitch, after one of the referees has given the signal for the kick to be taken but before the ball is in play, a team-mate of the kicker enters the area between the ball and the corner flags:

- if the referees cannot apply the advantage, a free kick is awarded, to be taken from the place where the player entered the restricted area if this was in the opponents' half of the pitch, or from the centre of the pitch if this was in the player's own half of the pitch. The referees do not impose any other sanctions, unless another offence is committed that requires it.

If, at a free kick in a team's own half of the pitch or from the centre of the pitch, after one of the referees has given the signal for the kick to be taken but before the ball is in play, one or more opponents do not respect the minimum distance from the ball, or enter the area between the ball and the corner flags, and one or more team-mates of the kicker enter the area between the ball and the corner flags:

- the free kick is retaken and the referees warn the players but do not impose any other sanctions.

If, at a free kick in a team's own half of the pitch or from the centre of the pitch, after one of the referees has given the signal for the kick to be taken but before the ball is in play, an opponent does enter the area between the ball and the corner flags and, while the ball is in play, touches the ball in the area between the ball and the corner flags before the ball has touched the goalposts, the crossbar, the defending goalkeeper or the ground, or has previously left this area:

- If the referees do not apply the advantage:
  - a free kick is awarded, to be taken from the place where the ball was touched, if the offence was committed outside the team's penalty area;
  - a penalty kick is awarded if the player touched the ball in their own penalty area. No disciplinary sanctions are issued.

If, at a free kick in the opponents' half of the pitch, after one of the referees has given the signal for the kick to be taken but before the ball is in play, an opponent does not respect the minimum distance from the ball or enters the area between the goal line and the parallel imaginary line level with the ball:

- the free kick is retaken and the offending player is cautioned, unless the referees apply the advantage or another offence is committed that is punishable by a free kick or a penalty kick. In this case, the referees punish the offence committed subsequently. The referees do not impose any other sanctions, unless another offence is committed that requires it.

If, at a free kick in the opponents' half of the pitch, after one of the referees has given the signal for the kick to be taken but before the ball is in play, a team-mate of the kicker does not respect the minimum distance from the ball or enters the area between the goal line and the parallel imaginary line level with the ball:

- a free kick is awarded, to be taken from the position where the offending player entered the restricted area or did not respect the minimum distance from the ball, provided that this is in the opponents' half of the pitch, or from the centre of the pitch if this is in the team's own half of the pitch. The referees do not impose any other sanctions, unless another offence is committed that requires it.

If, at a free kick in the opponents' half of the pitch and after one of the referees has given the signal for the kick to be taken but before the ball is in play, one or more players of both teams do not respect the minimum distance from the ball or enter the area between the goal line and the parallel imaginary line level with the ball:

- the free kick is retaken, and the referees warn the players but do not impose any other sanctions.

If the team taking a free kick takes more than four seconds:

- the referees award a free kick to the opposing team, to be taken from the place where the game was originally to be restarted, if this is in the half of the team defending the original free kick, or from the centre of the pitch if the original free kick was to be taken from the centre of the pitch or the team's own half of the pitch.

If a free kick is taken by a team-mate of the player who had been previously identified:

- the referees stop play, caution the team-mate for unsporting behaviour and restart play with a free kick to the defending team, to be taken from the place where the player kicked the ball if the original free kick was taken in the half of the team defending the free kick, or from the centre of the pitch if the original free kick was taken in the team's own half of the pitch.

If an opponent who is in the penalty area when the free kick is taken, or who enters the penalty area before the ball is in play, touches or challenges for the ball before it is in play, the free kick is retaken.

If, after the ball is in play, the kicker touches it again before it has touched another player, a free kick is awarded, to be taken from the place where the kicker touched the ball if the offence was committed in the half of the team defending the original free kick, or from the centre of the pitch if the offence was in the kicker's own half of the pitch. If the kicker commits a handball offence, a free kick from the position of the offence or a penalty kick is awarded, unless the kicker was the goalkeeper and the touch is inside the goalkeeper's penalty area, in which case a free kick to be taken from the centre of the pitch is awarded.

An opponent who obstructs the kicker from moving towards the ball when a free kick is going to be taken must be cautioned, even if the offender was respecting the 5m minimum distance.



## 5. Summary table

### Offences after the referees' whistle and before the ball is in play

Offence	Outcome of the free kick		
	Ball enters goal	Ball does not enter goal	Location of restart
Offence by attacking-team player	Free kick to defending team	Free kick to defending team	Centre of the pitch or place where the offence was committed
Offence by defending-team player	Goal	Free kick is retaken and caution for offending player	–
Defending-team player and attacking-team player commit offence at same time	Free kick is retaken	Free kick is retaken	–

### Offences after the referees' whistle and after the ball is in play (touching or playing the ball in the area between the ball and the corner flags before the ball touches the ground, the goalposts, the crossbar or the goalkeeper)

Offence	Outcome of the free kick		
	Ball enters goal	Ball does not enter goal	Location of restart
Offence by attacking-team player	Free kick to defending team	Free kick to defending team	Centre of the pitch or place where the offence was committed
Offence by defending-team player	Goal	Free kick or penalty kick to attacking team	Place where the offence was committed
Defending-team player and attacking-team player commit offence at same time	Free kick is retaken	Free kick is retaken	–

# Law 14

## THE PENALTY KICK

A penalty kick is awarded if a player commits a free-kick offence mentioned in Law 12.1 inside their penalty area or off the pitch as part of play as outlined in Law 12.

A goal may be scored directly from a penalty kick.

## 1. Procedure

The ball must be stationary on the imaginary penalty mark.

The player taking the penalty kick:

- must be clearly identified;
- must be the player who was fouled, if the offence was a foul, unless they have been seriously injured, in which case the kick must be taken by the substitute who replaces the fouled player. If the offence was not a foul, e.g. handball, the penalty kick may be taken by any player or substitute of the team taking the kick.

The defending goalkeeper must remain on the goal line, facing the kicker, between the goalposts, until the ball has been kicked. The goalkeeper must not behave in a way that unfairly distracts the kicker, e.g. delay the taking of the kick or touch the goalposts, crossbar or goal net.

If the defending goalkeeper asks to be replaced after the kicker has placed the ball, the referees must caution the goalkeeper for delaying the restart of play, but the replacement can be made.

The players other than the kicker and goalkeeper must be:

- on the pitch;
- at least 5m from the imaginary penalty mark;
- outside the penalty area.

The kicker may make a small mound of sand using their feet or the ball in order to raise the position of the ball.

After the players have taken positions in accordance with this Law, one of the referees signals for the penalty kick to be taken.

The player taking the penalty kick must kick the ball forwards; back-heeling is permitted provided the ball moves forwards.

When the ball is kicked, the defending goalkeeper must have at least part of one foot touching, in line with or behind the imaginary goal line.

The ball is in play when it is kicked forwards and clearly moves.

The kicker must not play the ball again until it has touched another player.

If a penalty kick is awarded when a period is about to end, the period will be considered to have ended once the penalty kick has been completed. The kick is considered completed when, after the ball is in play, any of the following occurs:

- the ball stops moving or goes out of play;
- the ball is played by any player (including the kicker) other than the defending goalkeeper;
- the referees stop play for an offence by the kicker or a team-mate of the kicker.

## 2. Offences and sanctions

Once the referees have signalled for a penalty kick to be taken, the kick must be taken. If it is not taken, one of the referees may take disciplinary action before signalling again for the kick to be taken.

### If, before the ball is in play, one of the following occurs:

- the player taking the penalty kick or a team-mate commits an offence:
  - if the ball enters the goal, the kick is retaken;
  - if the ball does not enter the goal, the referees stop play and restart with a free kick to the opposing team;

except for the following situations, when play will be stopped and restarted with a free kick to the opposing team, regardless of whether or not a goal is scored:

  - a penalty kick is kicked backwards;
  - a team-mate of the identified kicker takes the kick: the referees caution the player who took the kick;
  - the kicker feints to kick the ball after having completed the run-up (feinting in the run-up is permitted): the referees caution the kicker.
- the defending goalkeeper commits an offence:
  - if the ball enters the goal, a goal is awarded;
  - if the ball misses the goal or rebounds from the crossbar or goalpost(s), the kick is only retaken if the goalkeeper's offence clearly impacted on the kicker;
  - if the ball is prevented from entering the goal by the goalkeeper, the kick is retaken.

If the goalkeeper's offence results in the kick being retaken, the goalkeeper is warned for the first offence in the game; if the same player commits any subsequent offence(s) in the game, they are cautioned.



- a team-mate of the defending goalkeeper commits an offence:
  - if the ball enters the goal, a goal is awarded;
  - if the ball does not enter the goal, the kick is retaken; the offender is warned for the first offence in the game. If the same player commits any subsequent offence(s) in the game, they are cautioned.
- a player of both teams commits an offence, the kick is retaken unless a player commits a more serious offence (e.g. illegal feinting); the offenders are warned for the first offence in the game. If the same players commit any subsequent offence(s) in the game, they are cautioned. If a player commits a more serious offence (e.g. illegal feinting), a free kick is awarded to the opponents and the offender is cautioned without warning.
- both the defending goalkeeper and the kicker commit an offence at the same time, the kicker is cautioned and play restarts with a free kick to the defending team.

An opponent who obstructs the kicker from moving towards the ball when a penalty kick is going to be taken must be cautioned, even if the offender was respecting the 5m minimum distance.

If, after a penalty kick has been taken:

- the kicker touches the ball again before it has touched another player:
  - a free kick is awarded to the opposing team, to be taken from the place where the offence was committed, provided that this was in the half of the pitch of the team defending the penalty kick, or from the centre of the pitch, if the offence was committed in the kicker's own half of the pitch (unless it was a handball offence, in which case the free kick is taken from the position of the offence).
- the ball is touched by an outside agent as it moves forwards:
  - the kick is retaken unless the ball is going into the goal and the interference does not prevent the defending goalkeeper or a defending-team player from playing the ball, in which case the goal is awarded if the ball enters the goal (even if contact was made with the ball) unless the interference was by the attacking team.
- the ball rebounds into the pitch from the goalkeeper, the crossbar or the goalposts and is then touched by an outside agent:
  - the referees stop play;
  - play is restarted with a dropped ball at the position where the ball touched the outside agent.



### 3. Summary table

Offence	Outcome of the penalty kick		
	Ball enters goal	Ball does not enter goal	Location of restart
Encroachment by attacking-team player	Penalty is retaken	Free kick to defending team	Position where the offence was committed
Encroachment by defending-team player	Goal	Penalty is retaken	–
Encroachment by defending- and attacking-team player	Penalty is retaken	Penalty is retaken	–
Ball kicked backwards	Free kick to defending team	Free kick to defending team	Imaginary penalty mark
Wrong kicker (not identified)	Free kick to defending team and caution for wrong kicker	Free kick to defending team and caution for wrong kicker	Imaginary penalty mark
Illegal feinting	Free kick to defending team and caution for kicker	Free kick to defending team and caution for kicker	Imaginary penalty mark
Offence by goalkeeper	Goal	Not saved: penalty is not retaken (unless kicker is clearly impacted)  Saved: penalty is retaken and warning for goalkeeper; caution for any further offence(s)	–
Goalkeeper and kicker commit offence at same time	Free kick to defending team and caution for kicker	Free kick to defending team and caution for kicker	Imaginary penalty mark



# Law 15

THE KICK-IN/  
THROW-IN

A kick-in/throw-in is awarded to the opponents of the player who last touched the ball when the whole of the ball passes over the touchline on the ground or in the air, or when the ball hits the ceiling while in play on an indoor pitch.

A goal cannot be scored directly from a kick-in/throw-in:

- If the ball enters the opponents' goal, a goal clearance is awarded.
- If the ball enters the taker's goal, a corner kick is awarded.

## 1. Procedure

There are two types of procedure:

- Kick-in
- Throw-in

All opponents must stand at least 5m from the point on the touchline where the kick-in/throw-in is to be taken.

The ball must be put into play within four seconds of the team being ready to put the ball into play or the referee signalling that the team is ready to put it into play.

If the restart of play is delayed for tactical reasons, the referees start the four-second count following a whistle, irrespective of whether the player taking the kick-in/throw-in is ready or not.

If the ball does not enter the pitch from a kick-in/throw-in, the referees order a player from the opposing team to take it.

If a player, while correctly taking a kick-in/throw-in, deliberately kicks/throws the ball at an opponent in order to play the ball again but not in a careless or reckless manner or using excessive force, the referees allow play to continue.

The kicker/thrower must not touch the ball again until it has touched another player.

### Kick-in

At the moment of delivering the ball, the kicker must:

- stand facing the pitch;
- have part of each foot on the touchline or on the ground outside the touchline;
- kick the ball, which must be stationary, either from the touchline – at the point where it left the pitch – or from the ground outside the pitch near the touchline.

If the kick-in is not taken from the touchline, the ball is in play as soon as it enters the pitch. If the kick-in is taken from the touchline, the ball is in play as soon as it clearly moves.



### Throw-in

At the moment of delivering the ball, the thrower must:

- stand facing the pitch;
- have a part of each foot on the touchline or on the ground outside the touchline;
- throw the ball with both hands from behind and over the head from the point where it left the pitch.

The ball is in play as soon as it enters the pitch.

## 2. Offences and sanctions

If, after the ball is in play, the kicker/thrower touches the ball again before it has touched another player, a free kick is awarded, to be taken from the place where the offence was committed, provided that this was in the half of the pitch of the team defending the kick-in/throw-in, or from the centre of the pitch if the offence was committed in the team's own half of the pitch. If the kicker/thrower commits a handball offence:

- a free kick to be taken from the position of the offence is awarded;
- a penalty kick is awarded if the offence occurred inside the kicker's/thrower's penalty area, unless the kicker/thrower was the goalkeeper, in which case a free kick to be taken from the centre of the pitch is awarded.

An opponent who unfairly distracts or impedes the kicker/thrower (including moving closer than 5m to the point where the kick-in/throw-in is to be taken) is cautioned for unsporting behaviour and if the kick-in/throw-in has been taken, a free kick is awarded, to be taken from the place where the offence was committed, provided that this was in the half of the pitch of the team defending the free kick, or from the centre of the pitch if the offence was committed in the other half of the pitch.

For any other offence, including if a kick-in/throw-in is not taken within four seconds, the kick-in/throw-in is awarded to the opposing team (who may choose to take a kick-in or throw-in).

# Law 16

THE GOAL  
CLEARANCE

A goal clearance is awarded when the whole of the ball passes over the goal line on the ground or in the air, having last touched a player of the attacking team, and a goal is not scored.

A goal may not be scored directly from a goal clearance. If the ball directly enters the goal of the team whose goalkeeper took the goal clearance, a corner kick is awarded to the opponents. If the ball directly enters the goal of the team that did not take the goal clearance, the said team is awarded a goal clearance.

## 1. Procedure

- The ball is thrown or released from any point within the penalty area by the goalkeeper of the defending team.
- The ball is in play when it is thrown or released and clearly moves.
- The ball must be put into play within four seconds of the team being ready to put the ball into play or the referee signalling that the team is ready to put it into play.
- Opponents must be outside the penalty area until the ball is in play.

## 2. Offences and sanctions

If, after the ball is in play, the goalkeeper who took the goal clearance touches the ball again before it has touched another player, a free kick is awarded, to be taken from the place where the offence occurred, provided that this was in the opponents' half of the pitch, or from the centre of the pitch, if the offence was committed in the half of the pitch of the offending team. If the goalkeeper commits a handball offence:

- a free kick to be taken from the place where the offence was committed is awarded if the offence occurred outside the goalkeeper's penalty area;
- a free kick from the centre of the pitch is awarded if the offence occurred inside the goalkeeper's penalty area.

If the goal clearance is not taken within four seconds, a free kick is awarded to the opposing team, to be taken from the centre of the pitch.

If, when a goal clearance is taken, any opponents are inside the penalty area because they did not have time to leave, the referees allow play to continue.

If an opponent who is in the penalty area when the goal clearance is taken, or who enters the penalty area before the ball is in play, touches or challenges for the ball before it is in play, the goal clearance is retaken.

If a player enters the penalty area before the ball is in play and fouls or is fouled by an opponent, the goal clearance is retaken and the offender may be cautioned or sent off, depending on the offence.

For any other offence, the goal clearance is retaken. If the offence is committed by the team taking the clearance, the four-second count is not reset and continues once the goalkeeper is ready to retake the clearance.

# Law 17

## THE CORNER KICK

A corner kick is awarded when the whole of the ball passes over the goal line on the ground or in the air, having last touched a player of the defending team, and a goal is not scored.

A goal may be scored directly from a corner kick, but only against the opposing team; if the ball directly enters the kicker's goal, a corner kick is awarded to the opponents.

## 1. Procedure

- The ball must be placed in the corner area closest to the point where the ball passed over the goal line.
- The kicker may make a small mound of sand using their feet or the ball to raise the position of the ball.
- The ball must be stationary and is kicked by a player of the attacking team.
- The ball must be put into play within four seconds of the team being ready to put the ball into play or the referee signalling that the team is ready to put it into play.
- The ball is in play when it is kicked and clearly moves; it does not need to leave the corner area.
- The corner flagpost must not be moved.
- Opponents must remain at least 5m from the imaginary corner arc until the ball is in play.

## 2. Offences and sanctions

If, after the ball is in play, the kicker touches the ball again before it has touched another player, a free kick is awarded, to be taken from the place where the offence occurred, provided that this was in the opponents' half of the pitch, or from the centre of the pitch, if the offence was committed in the half of the pitch of the offending team. If the kicker commits a handball offence:

- a free kick to be taken from the position of the offence is awarded;
- a penalty kick is awarded if the offence occurred inside the kicker's penalty area, unless the kicker was the goalkeeper, in which case a free kick from the centre of the pitch is awarded.

If a player, while correctly taking a corner kick, deliberately kicks the ball at an opponent in order to play the ball again but not in a careless or reckless manner or using excessive force, the referees allow play to continue.

For any other offence by the team taking the kick, including if a corner kick is not taken within four seconds or from the corner area, a goal clearance is awarded to the defending team. For any other offence by the defending team, the kick is retaken.



**PRACTICAL  
GUIDELINES FOR  
BEACH SOCCER  
REFEREES AND  
OTHER MATCH  
OFFICIALS**

# **PRACTICAL GUIDELINES FOR BEACH SOCCER REFEREES AND OTHER MATCH OFFICIALS**

<b>SIGNALLING</b>	<b>107</b>
<b>POSITIONING</b>	<b>116</b>
<b>INTERPRETATION AND RECOMMENDATIONS</b>	<b>131</b>
<b>BEACH SOCCER TERMS</b>	<b>144</b>
<b>REFEREE TERMS</b>	<b>153</b>

## SIGNALLING

### Referee and Other Match Official Signals

The referees must give the signals listed below, bearing in mind that most of the signals need only be made by one of the referees, but one signal must be made by both referees at the same time.


In addition to the existing “two-armed” signal for an advantage, a similar “one-armed” signal is now permitted, as it is not always easy for referees to run with both arms extended.

The assistant referees give the signals that the chronometer has been stopped and that a kick-off has been taken incorrectly.

#### 1. Signals by at least one of the referees



Kick-off/restart of play



Free kick from attacking half of the pitch





Free kick from a team's own half or from the centre of the pitch



Penalty kick



Kick-in/throw-in (Option 1)



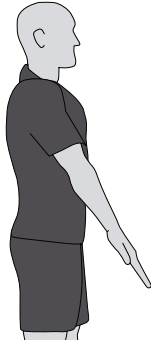
(Option 2)



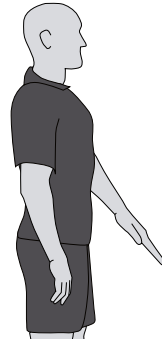
Corner kick (Option 1)



(Option 2)




Goal clearance (Option 1)

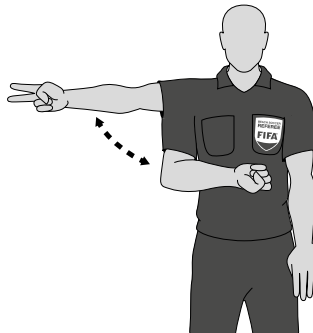


(Option 2)

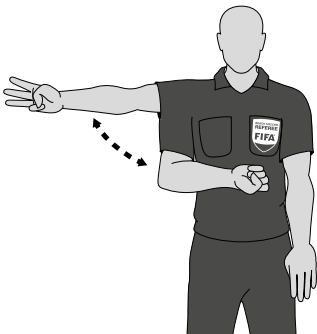
**FOUR-SECOND COUNT**



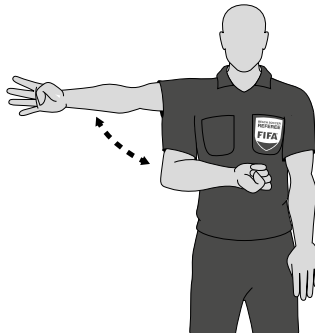
(Step I)



(Step II)



(Step III)



(Step IV)



(Step V)



At least one of the referees must clearly show the four-second count:


- at the following restarts:
  - corner kicks;
  - kick-ins/throw-ins;
  - goal clearances;
  - free kicks;
- when the goalkeeper controls the ball in their own half of the pitch.

Referees do not count four seconds for the following restarts:

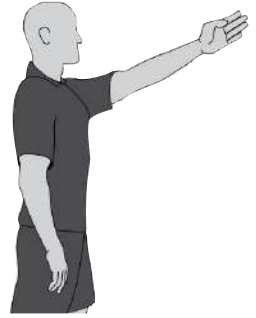
- kick-offs
- penalty kicks



Stop the chronometer



Advantage (Option 1)



(Option 2)



Caution (yellow card)



Sending-off (red card)



Number of player: 1



Number of player: 2



Number of player: 3



Number of player: 4



Number of player: 5



Number of player: 6





Number of player: 7



Number of player: 8



Number of player: 9



Number of player: 10



Number of player: 11



Number of player: 12





Number of player: 13



Number of player: 14



Number of player: 15



(Step I)  
Number of player: 30



(Step II)



(Step I)  
Number of player: 52



(Step II)





(Step I)  
Number of player: 60



(Step II)



(Step I)  
Number of player: 84



(Step II)



(Step I)  
Number of player: 90



(Step II)



(Step I)  
Number of player: 96



(Step II)



Number of player who  
scored own goal  
(Step I)



(Step II)

Own goal

## 2. Signal by both referees together



First pass to goalkeeper

## 3. Signals by the assistant referees



Stop the  
chronometer



Incorrect kick-off  
(third referee)




Incorrect kick-off  
(timekeeper)

## Third or fourth referee signals after a goal is scored when they are monitoring the goal line of the attacking team



(Step I)



(Step II)



## POSITIONING

### 1. Positioning with the ball in play

Recommendations:

- Play should be between the referee and the second referee.
- The referees should use a wide diagonal system.
- Staying outside and parallel to the touchline makes it easier to keep the play and the other referee within each respective referee's field of vision.
- The referee nearest to the play (the "action area", i.e. the place where the ball is located at any given moment) should be within the other referee's field of vision, and the latter should focus on controlling the "influence area" (the place where the ball is not located at that moment but where an offence or a foul is likely to occur).
- One of the referees should be close enough to see play without interfering with it.
- The referees only enter the pitch to obtain a better view of play.
- "What needs to be seen" does not always happen in the vicinity of the ball. The referees should also pay attention to:
  - aggressive individual player confrontations off the ball;
  - possible offences in the penalty area towards which play is heading;
  - offences occurring after the ball is played away;
  - the next phase of play.

### 2. General positioning during the match

It is recommended that one of the referees be in line with, or behind, the second-last defending-team player or the ball if it is nearer the goal line than the second-last defending-team player.

The referees must always face the pitch. One of the referees should control the action area and the other referee should control the influence area.

### 3. Goalkeeper releasing the ball

One of the referees must take a position in line with the edge of the penalty area and check that the goalkeeper does not touch the ball a second time after putting it into play or with the hands or arms outside the penalty area, while also timing the number of seconds for which the goalkeeper is in possession of the ball.

The same position should be taken by one of the referees for a goal clearance. The four-second count will start if the goalkeeper is inside their own penalty area. A goalkeeper who is outside their own penalty area may be cautioned for delaying the restart of play.

Once the goalkeeper has released the ball, the referees take suitable positions for controlling the match.

#### 4. “Goal/no goal” situations

When a goal has been scored and there is no doubt about the decision, the referee and the second referee must make eye contact and the referee nearest to the timekeeper’s table must approach the timekeeper and the third referee to communicate the number of the player who scored the goal with the mandatory signal.

If a goal has been scored but play has continued because the situation is unclear, the referee nearest to the goal blows the whistle to attract the attention of the other referee, and then the referee nearest to the timekeeper’s table approaches the timekeeper and the third referee to communicate the number of the player who scored the goal with the mandatory signal.

When a team is playing with a flying goalkeeper, the third referee should assist the on-pitch referees by taking a position on the goal line of the team playing with the flying goalkeeper in order to have a better view of goal/no goal situations.

#### 5. Positioning in ball-out-of-play situations

The best position is one from which the referees can make the right decision and have the optimal view of play and the players. All recommendations about positioning are based on probabilities, which must be adjusted using specific information about the teams, the players and the events in the match up to that point.

#### 6. Positioning in specific scenarios

##### 1. Positioning – kick-off (1)

At every kick-off, one of the referees must be situated on the goal line, on the same side of the pitch as the substitution zone, from where this referee watches to see if a goal is scored.

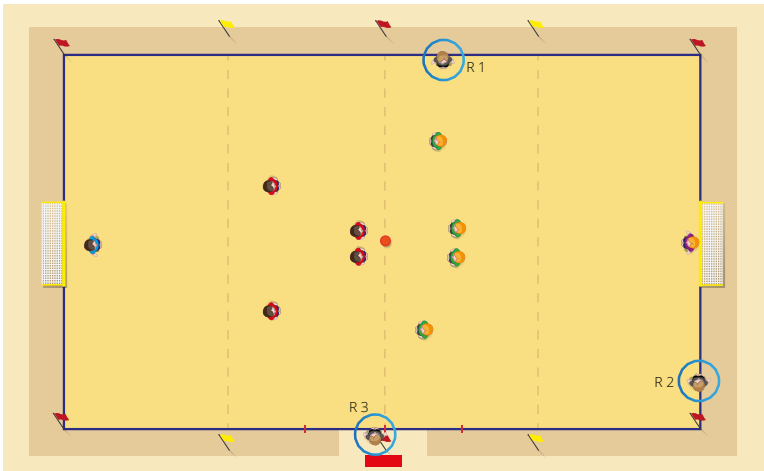
The other referee must be on the touchline on the other side of the pitch and must use the 5m marks to make sure that the defenders do not advance too far forward. This referee also pays attention to any possible indication from the third referee that a player has committed an offence at the kick-off, and blows the whistle to signal for the kick-off to be taken.



The third referee takes up a position level with the imaginary halfway line to assist the referees in determining the correct position of the ball, and to ensure that all the players (except the kicker) are in their own half of the pitch. The third referee raises an arm if an offence is committed by the team taking the kick-off. In such cases, the timekeeper, who does not start the chronometer, immediately sounds the acoustic signal to inform the referees that the kick-off must be retaken.

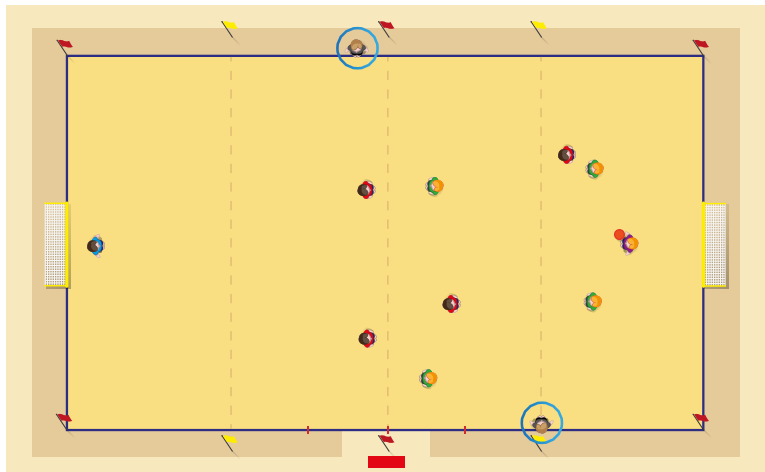


## 2. Positioning – kick-off (2)

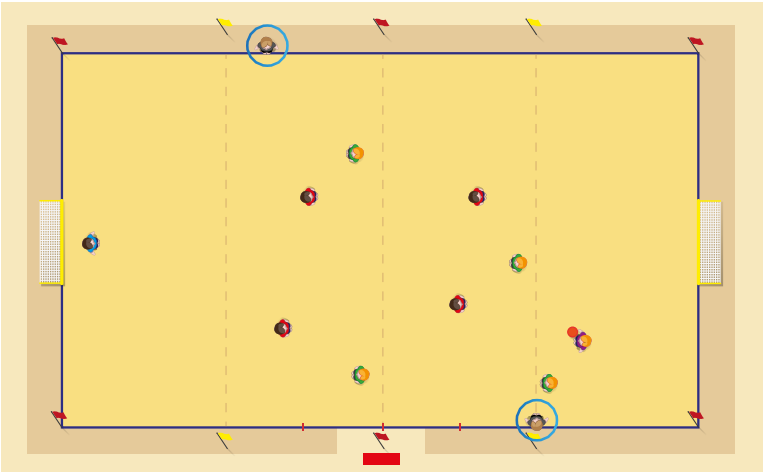


### 3. Positioning – goal clearance (1)

- a. One of the referees must first check if the ball is inside the penalty area:
  - If the ball is not inside the area, the referees may start the four-second count if they consider that the goalkeeper is ready to take the goal clearance or is delaying picking up the ball for tactical reasons.
  - If a team taking a goal clearance decides to substitute its goalkeeper, one of the referees, after blowing the whistle, starts the four-second count regardless of whether the ball is inside the penalty area or not. If there is no ball inside the penalty area, the third referee or a ball kid immediately throws a ball into the penalty area.
- b. When the ball is inside the penalty area, one of the referees must take a position in line with the edge of the penalty area to check that the goalkeeper is ready to put the ball into play and that the opposing team's players are outside the penalty area. The referees then signal the four-second count, unless it has already started in accordance with the previous point.
- c. Finally, whichever of the on-pitch referees supervised the goal clearance must take a suitable position to control the match, which is a priority in any case.



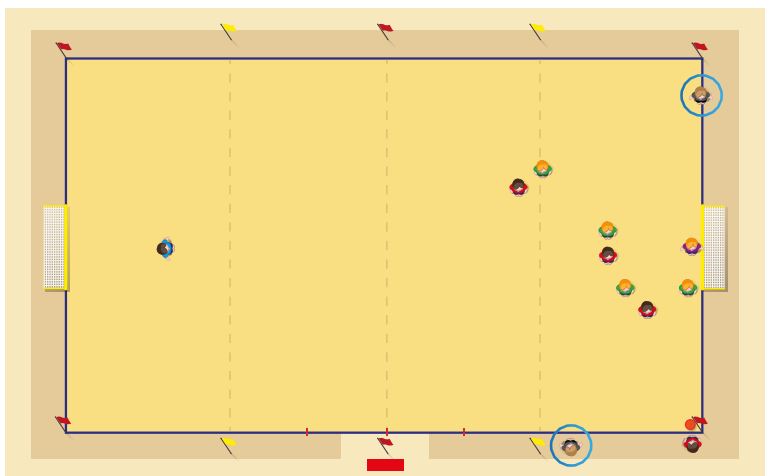
#### 4. Positioning - goal clearance (2)



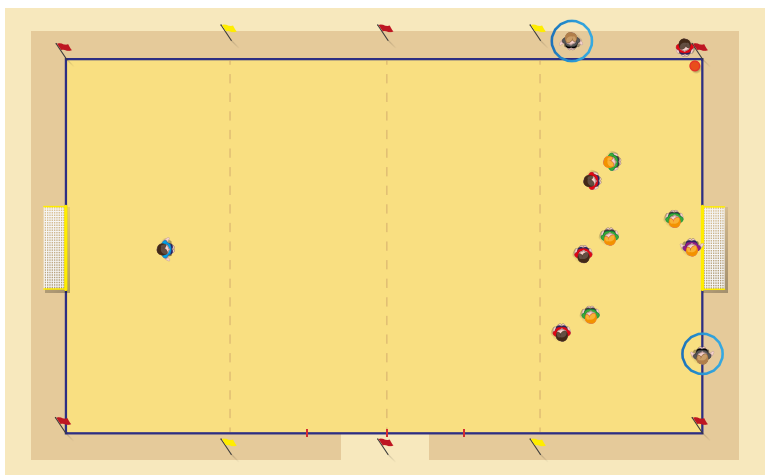


### 5. Positioning – corner kick (1)

At a corner kick, the referee nearest to the place where the kick is to be taken takes a position on the touchline at a distance of approximately 6-8m from the imaginary corner arc where the kick is to be taken. From this position, this referee must check that the ball is properly placed inside the corner area and that the defending-team players are at least 5m away from the imaginary corner arc. The other referee takes a position at the same end of the pitch but on the other side, at the intersection of the touchline and the goal line. From this position, this referee watches the ball and the behaviour of the players.



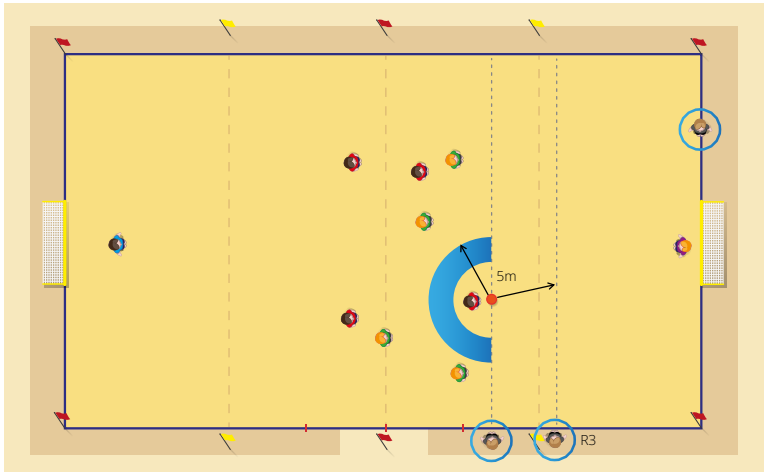
### 6. Positioning – corner kick (2)



### 7. Positioning – free kick in the opposing team's half

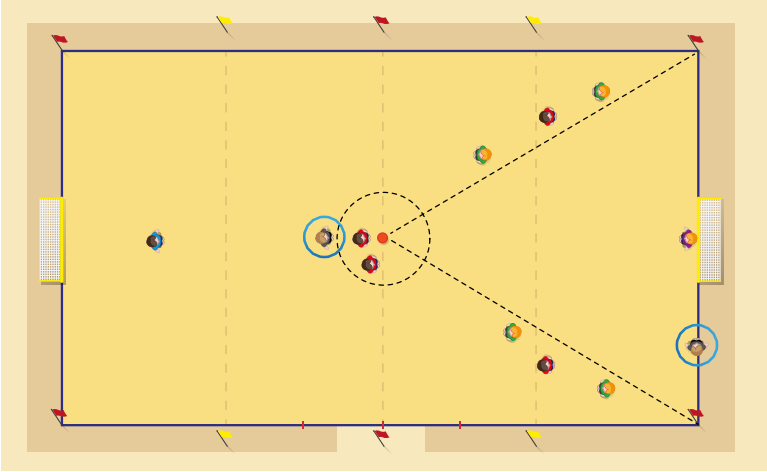
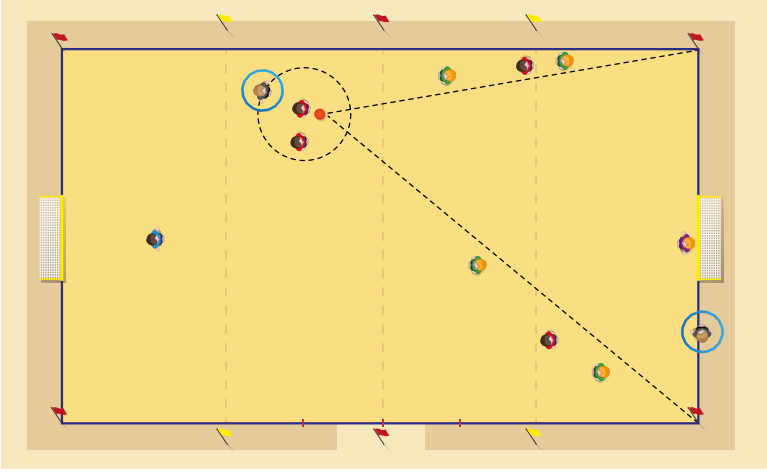
At a free kick in the opponents' half, the nearest referee takes a position on the touchline, in line with the place from where the kick is to be taken, and checks that the ball is properly placed, as well as watching the players for encroachment while the kick is being taken. The other referee must take a position on the goal line, which is a priority in any case. Both referees must be ready to follow the trajectory of the ball.

If the free kick is within 5m of the imaginary penalty-area line, the third referee takes a position on the touchline, 5m away from the other referee on the touchline, in the direction of the defending team's goal, to watch for encroachment by the defending team's goalkeeper.



### 8. Positioning – free kick in a team's own half or from the centre of the pitch

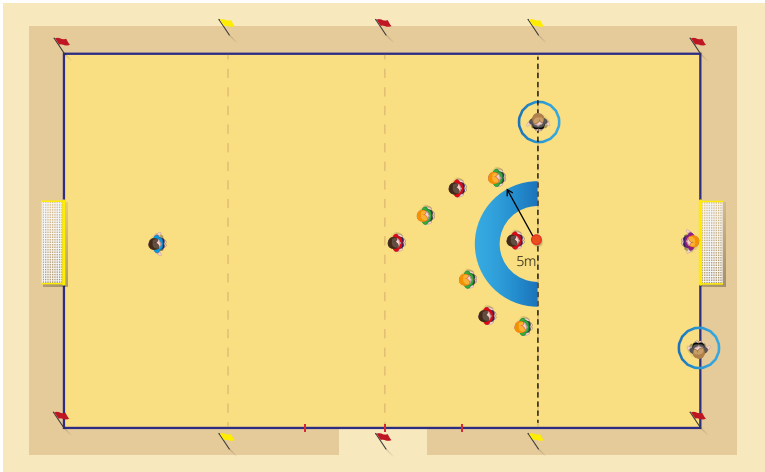
At a free kick from a team's own half or from the centre of the pitch, the referee closest to the location of the free kick first stands in front of the ball and ensures that the defending-team players are at least 5m away from the ball and clear of the imaginary area between the ball and the corner flags. Furthermore, they must ensure that the kicker's team-mates are not in the imaginary area between the ball and the corner flags, and that the ball is correctly placed. After having conducted these checks, this referee moves behind the ball without disturbing the player taking the kick, and blows the whistle to signal for the free kick to be taken, as well as to indicate any offence occurring after the order to take the free kick (before or after the free kick is taken). The other referee must take a position on the goal line, which is a priority in any case. Both referees must be ready to follow the trajectory of the ball.



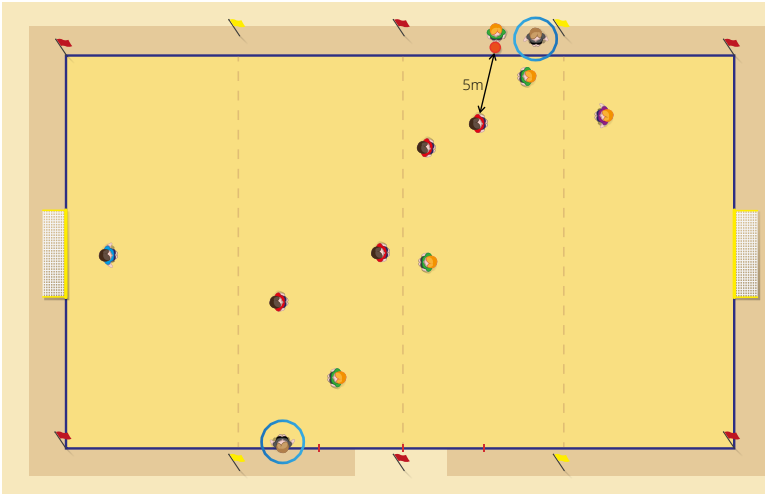
### 9. Positioning – penalty kick

One of the referees takes a position in line with the imaginary penalty mark and checks that the ball is properly placed, identifies the kicker and watches the players for encroachment while the kick is being taken. This referee does not order the kick to be taken until it has been checked that the positions of all the players are correct and may be assisted by the other referee, if necessary.

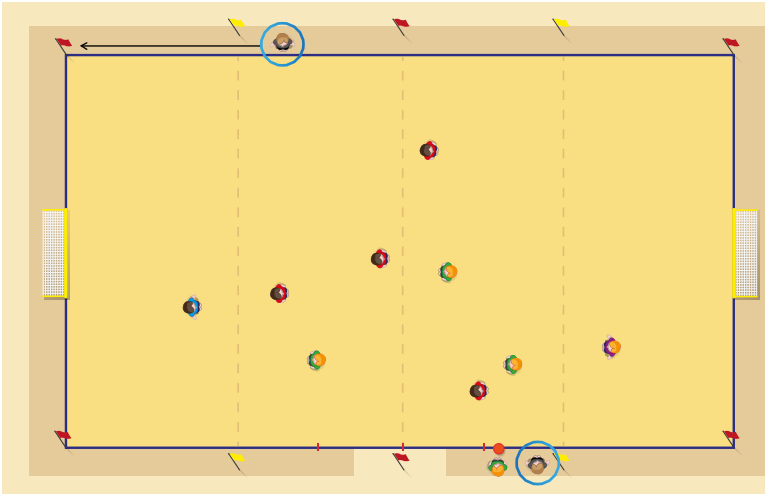
The other referee must be positioned on the goal line and checks whether the ball enters the goal. If the defending goalkeeper commits a relevant offence in accordance with Law 14 and a goal is not scored, the referee situated on the goal line must raise their hand and the other referee should blow the whistle to order the penalty kick to be retaken.



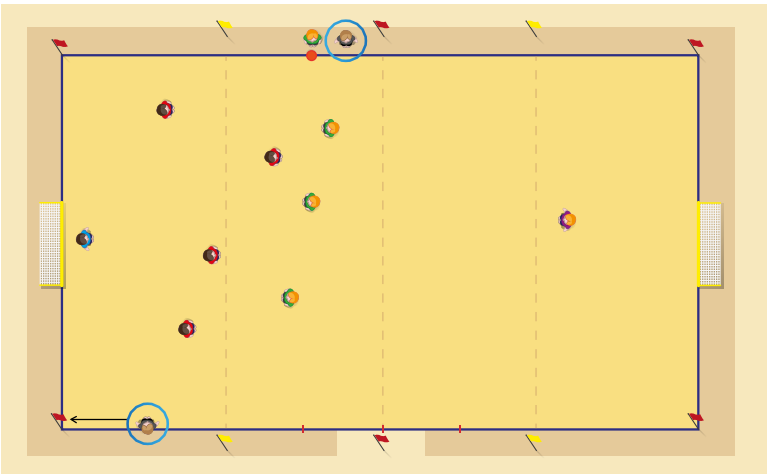
10. Positioning - kick-in/throw-in (1)



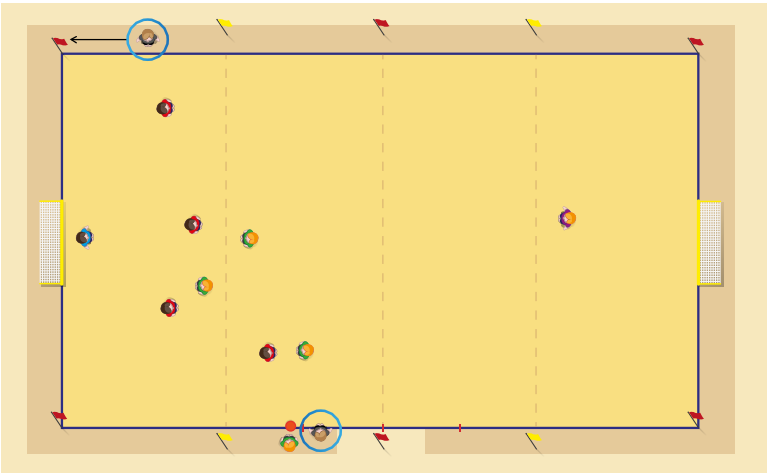
11. Positioning - kick-in/throw-in (2)



12. Positioning - kick-in/throw-in (3)

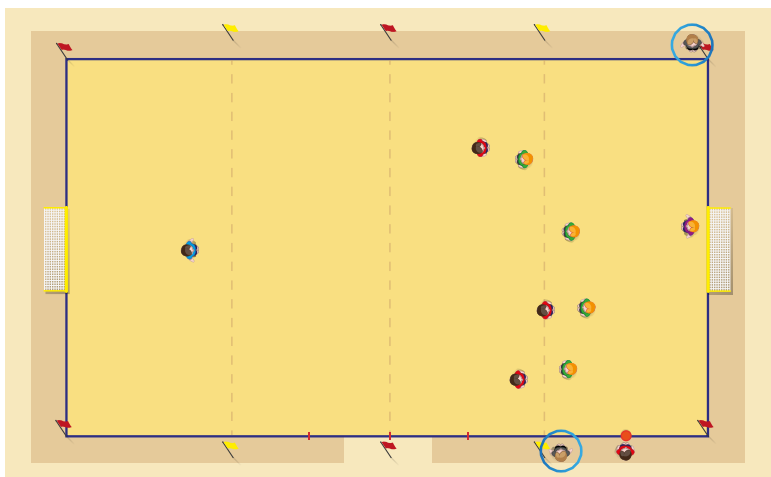


13. Positioning - kick-in/throw-in (4)



#### 14. Positioning – kick-in/throw-in (5)

At a kick-in/throw-in close to the imaginary corner arc in favour of the attacking team, the referee nearest to the point from where the kick-in/throw-in is to be taken remains at an approximate distance of 5m. From this position, this referee checks that the kick-in/throw-in is taken in accordance with the procedure and that the defending-team players are at least 5m from the point from which the kick-in/throw-in is to be taken. The other referee takes a position at the same end of the pitch but on the other side, at the intersection of the touchline and the goal line. From this position, this referee watches the ball and the behaviour of the players.



### 15. Positioning – penalties (penalty shoot-out) to determine the winners of a match or a home-and-away tie

Taking a position on the goal line approximately 2m from the goal, the referee's main duty is to check whether the ball crosses the goal line and the goalkeeper complies with the requirements of Law 14.

When it is clear that the ball has crossed the goal line, the referee must make eye contact with the second referee to check that no offence has been committed. If the goalkeeper commits a relevant offence in accordance with Law 14 and a goal is not scored, the referee must raise their hand and the second referee should blow the whistle to order the kick to be retaken.

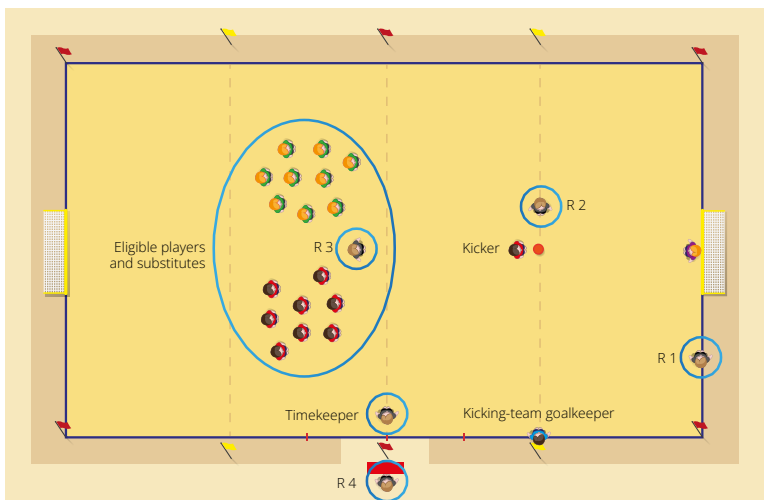
The second referee takes a position in line with the imaginary penalty mark, at an approximate distance of 3m, to check that the ball and the goalkeeper of the kicker's team are correctly positioned. The second referee blows the whistle for the kick to be taken.

The third referee stands near the centre of the pitch to control the remaining eligible players and substitutes of both teams.

The timekeeper takes a position at the timekeeper's table and ensures that any players and substitutes excluded from taking a kick and the officials of both teams behave correctly, as well as resetting the scoreboard to 0-0 and recording the outcome of the kicks on the scoreboard.

If there is a fourth referee, the timekeeper stands in front of the timekeeper's table and ensures that the players and substitutes excluded from taking a kick and both teams' officials behave correctly, while the fourth referee assumes timekeeping duties from the timekeeper's table (including resetting the scoreboard to 0-0 and recording the outcome of the kicks on the scoreboard).

All the match officials make a note of the kicks taken and the numbers of the players who took them.

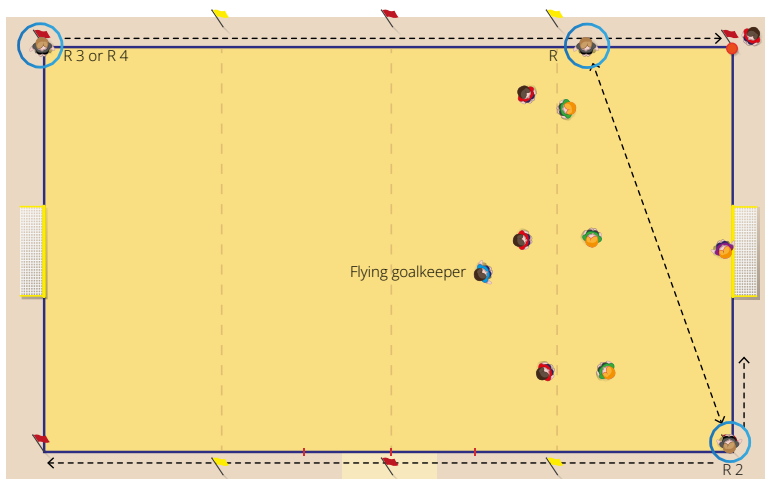




## 16. Positioning – changing of sides by the on-pitch referees

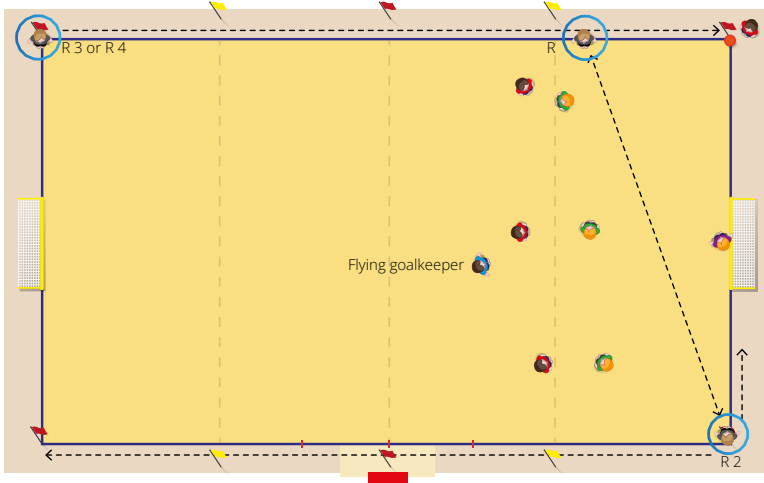
The referees may change sides of the pitch if they consider that it will positively impact the game. However, the referees should bear in mind the following:

- They must not change sides when the ball is in play.
- In principle, they should only change sides when one of the referees awards a free kick on the opposite side of the pitch.
- The referees may return to their “normal” sides when the game permits.



### 17. Positioning – third or fourth referee when one or more teams play with a flying goalkeeper

When a team plays with a flying goalkeeper, the third or fourth referee controls the goal line of this team when it is attacking. If a goal is scored at the attacking team's end, the third or fourth referee informs the other referees using the approved signal.



## INTERPRETATION AND RECOMMENDATIONS

### Law 5 – The Referees

#### Powers and duties

Beach soccer is a competitive sport, and referees must understand that physical contact between the players is normal and an acceptable part of the game.

Nevertheless, if the players do not respect the Beach Soccer Laws of the Game and the spirit of fair play, the referees must take the appropriate action to ensure that they are respected.

The referees have the power to caution or send off players or team officials during the interval between periods of play and after the match has finished, as well as during extra time and penalties (penalty shoot-out).

#### Advantage

The referees may play the advantage whenever an offence occurs and the Beach Soccer Laws of the Game do not explicitly prohibit the advantage from being applied. For example, if the goalkeeper decides to distribute a goal clearance quickly with opponents inside the penalty area, the advantage may be applied; however, the advantage may not be played when a kick-in/throw-in is taken incorrectly.

The application of the advantage is not permitted for an offence under the four-second rule, unless the offence is committed by the goalkeeper in their own half of the pitch when the ball is already in play and the goalkeeper's team immediately loses possession. In the remaining cases involving this rule (at free kicks, kick-ins/throw-ins, goal clearances and corner kicks), the referees cannot apply the advantage.

The referees should consider the following factors in deciding whether to apply the advantage:

- The severity of the offence: if the offence warrants a sending-off, the referees must stop play and send off the player unless there is an opportunity to score a goal.
- The position where the offence was committed: the closer to the opposing goal, the more effective the advantage can be.
- The chances of an immediate, promising attack.
- The atmosphere of the match.

The decision to penalise the original offence must be taken within a few seconds, but it is not possible to go back if the corresponding signal has not previously been given or a new passage of play has been allowed.



If the offence warrants a caution, it must be issued at the next stoppage. However, unless there is a clear advantage, it is recommended that the referees stop play and caution the player immediately. If the caution is not issued at the next stoppage, it cannot be shown later.

If the offence was denying the opposing team an obvious goalscoring opportunity, the player is cautioned for unsporting behaviour. If the offence was interfering with or stopping a promising attack, the player is not cautioned (see Law 12 – Advantage). However:

- if the offence was a reckless challenge or a tactical holding offence, the offending player must be cautioned (see the section dedicated to Law 12 below);
- if the offence involved the use of excessive force, the offending player must be sent off.

### **More than one offence occurring at the same time**

Where more than one offence is committed at the same time, the referees punish the more serious offence in terms of sanction, restart, physical severity and tactical impact.

### **External interference**

The referees stop play if a spectator blows a whistle and they consider that this action interferes with play, e.g. if a player picks up the ball with the hands. If play is stopped, it must be restarted with a dropped ball from the position of the ball when play was stopped, unless this was inside the penalty area (see Law 8).

### **Four-second count when the ball is in play**

Each time that a team's goalkeeper is in possession of the ball, while it is in play and in the goalkeeper's own half of the pitch, one of the referees must visibly perform the four-second count.

### **Restart of play**

The referees especially must ensure that restarts of play are carried out quickly and must not allow restarts (kick-ins/throw-ins, goal clearances, corner kicks or free kicks) to be delayed for tactical reasons. Where restarts are carried out lawfully, the four-second count starts and it is not necessary to use the whistle. If the referees believe that the restart is being delayed for tactical reasons, they must blow the whistle and then start the four-second count, irrespective of whether the player taking the restart is ready or not. In cases where the four-second count does not apply (kick-offs or penalty kicks), any players who delay the restart are cautioned.

Persons holding balls are positioned around the pitch to facilitate restarts and the development of play.

## Use of the whistle

The use of the whistle is mandatory for:

- kick-offs:
  - to start play (first, second and third periods, and period of extra time, if necessary);
  - to restart play after a goal;
- stopping play:
  - to award a free kick or penalty kick;
  - to suspend or abandon a match or to confirm the timekeeper's acoustic signal when ending the period of play;
- restarting play for:
  - free kicks;
  - penalty kicks;
- restarting play after it has been stopped due to:
  - the issue of a caution or sending-off for misconduct;
  - injury to one or more players.

The use of the whistle is not needed to:

- stop play for:
  - a goal clearance, corner kick or kick-in/throw-in (but it is mandatory if the situation is unclear);
  - a goal (but it is mandatory if the ball has not clearly entered the goal);
- restart play from:
  - a goal clearance, corner kick or kick-in/throw-in if the minimum distance of 5m has not been requested;
- restart play with a dropped ball.

Using the whistle too frequently will result in the impact being diminished when it is truly needed. When the team taking a kick-in/throw-in or corner kick requests that the defending-team players observe the required distance (or the correct positioning at a goal clearance), the referees will clearly inform the players that play cannot be restarted until after the whistle. If, in these cases, a player restarts play before the referees' whistle, the player is cautioned for delaying the restart of play.



If, during play, one of the referees sounds the whistle by mistake, the referees must stop the match if they consider that this action has interfered with play. If the referees stop the match, they must restart play with a dropped ball from the position of the ball when play was stopped, unless this was inside the penalty area (see Law 8). If the sound of the whistle does not interfere with play, the referees give clear signals to play on.

### Body language

Body language is a tool that the referees use to:

- help themselves control the match;
- show authority and self-control.

Body language is not a means of justifying a decision.

## Law 6 – The Other Match Officials

### Duties and responsibilities

The third referee and the timekeeper help the referees to control the match in accordance with the Beach Soccer Laws of the Game. They also assist the referees in all other matters involving the running of the match at the request of and under the direction of the referees. This commonly includes such matters as:

- inspecting the pitch, the balls used and players' equipment;
- determining if problems with equipment or bleeding have been resolved;
- monitoring the substitution procedure;
- maintaining back-up records of time, goals, cautions and sendings-off.

### Positioning of the assistant referees and teamwork

#### 1. Kick-off

The third referee is situated on the touchline at the intersection with the imaginary halfway line and checks that:

- the substitutes, team officials and other persons are correctly positioned, and all players except the kicker are in their own half of the pitch;
- the kick-off is taken correctly.

The timekeeper is situated at the timekeeper's table.

## 2. General positioning during the match

The third referee checks that the substitutes, team officials and other persons are in the correct positions. To do so, the third referee may move along the touchline, if necessary, but without entering the pitch.

The timekeeper is positioned at the timekeeper's table and ensures that the chronometer is stopped and started in accordance with the development of play.

## 3. Substitutions

The third referee checks that the substitutes' equipment is correct and that the substitutions are made correctly. To do so, the third referee may move along the touchline, if necessary, but without entering the pitch.

## 4. Penalties (penalty shoot-out)

Where no fourth referee is in place, the third referee must be positioned in the half of the pitch where the kicks are not being taken, together with the eligible players and substitutes. From this position, the third referee observes the players' behaviour and ensures that no player takes another penalty kick before all of the other eligible players and substitutes in their team have taken a kick.

If a fourth referee is appointed, they must be positioned at the timekeeper's table to reset the scoreboard to 0-0 and record the outcome of the kicks on the scoreboard.

All the match officials make a note of the kicks taken and the numbers of the players who took them.

### Assistant referee signals (mandatory)

If the third referee is observing the goal line when one or both teams is/are playing with a flying goalkeeper and the ball enters the goal under the third referee's observation, the third referee raises an arm and then immediately points to the centre of the pitch to inform the referees that a goal has been scored.

### Acoustic signal

The acoustic signal is an essential signal in a match, to be used only when necessary in order to gain the attention of the referees.

Situations when the acoustic signal is mandatory:

- End of the periods of play
  - The timekeeper may indicate the start of a period of play with the acoustic signal after one of the referees has signalled with the whistle.
- Communication of incorrect behaviour by substitutes or team officials
- Communication of a breach of the substitution procedure
- Communication of a disciplinary error committed by the referees
- Communication of external interference



If, during the match, the timekeeper sounds the acoustic signal by mistake, the referees must stop play if they consider that this action has interfered with play. If the referees stop play, they must restart play with a dropped ball from the position of the ball when play was stopped, unless this was inside the penalty area (see Law 8). If the sound of the acoustic signal does not interfere with play, the referees give clear signals to play on.

### **Chronometer**

If the chronometer does not work properly, the timekeeper informs the referees accordingly. The timekeeper must then time the match using a manual chronometer. In such a situation, the assistant referees invite an official from each team in order to inform them of how much time is left to be played.

If, after a stoppage in play, the timekeeper forgets to start the chronometer, the referees order the timekeeper to add the elapsed time on the chronometer.

After restarts, the chronometer is started as follows:

- Kick-off: after the ball is kicked and clearly moves, in accordance with the procedure
- Goal clearance: after the goalkeeper releases the ball from the hands, in accordance with the procedure
- Corner kick: after the ball is kicked and clearly moves, in accordance with the procedure
- Kick-in: after the ball is kicked and clearly moves, in accordance with the procedure
- Throw-in: after the ball enters the pitch, in accordance with the procedure
- Free kick: after the ball is kicked and clearly moves, in accordance with the procedure
- Penalty kick: after the ball is kicked forwards and clearly moves, in accordance with the procedure
- Dropped ball: after the ball is released from the hands of one of the referees and touches the pitch, in accordance with the procedure

## **Law 8 – The Start and Restart of Play**

### **Kick-off**

The referees do not have to request confirmation from the goalkeepers or any other player before ordering the kick-off to be taken.



## Law 12 – Fouls and Misconduct

### Charging an opponent

The act of charging is a challenge for space using physical contact within playing distance of the ball without using arms or elbows. It is an offence to charge an opponent:

- in a careless manner;
- in a reckless manner;
- using excessive force.

### Holding an opponent

Holding an opponent includes the act of preventing the player from moving freely using the hands, the arms or the body.

Referees must intervene early and deal firmly with holding offences, especially inside the penalty area and when corner kicks, kick-ins/throw-ins or free kicks are being taken.

To deal with these situations, the referees must:

- warn any player holding an opponent before the ball is in play;
- caution the player if the holding continues before the ball is in play;
- award a free kick or penalty kick and caution the player if it happens once the ball is in play.

If a defending-team player starts holding an attacking-team player outside the penalty area and continues holding the player inside the penalty area, the referees award a penalty kick.

### *Disciplinary sanctions*

- A caution for unsporting behaviour must be issued when a player holds an opponent to prevent the opponent from gaining possession of the ball or taking up an advantageous position.
- A player who denies an obvious goalscoring opportunity by holding an opponent must be sent off.
- No further disciplinary action must be taken in other situations involving a player holding an opponent.

### *Restart of play*

- Free kick from the place where the offence occurred or penalty kick if the offence occurred inside the penalty area



## Handling the ball

### *Disciplinary sanctions*

There are circumstances when a caution for unsporting behaviour is required when a player handles the ball, e.g. when a player:

- interferes with or stops a promising attack by the opposing team;
- attempts to score a goal by deliberately handling the ball;
- tries to deny the opposing team a goal or an obvious goalscoring opportunity by a handball offence when the goalkeeper is not inside their own penalty area and fails in the attempt.

However, a player who denies the opposing team a goal or an obvious goalscoring opportunity by deliberately handling the ball is sent off. This punishment arises not from the act of the player deliberately handling the ball but from the unacceptable and unfair intervention that prevented a goal from being scored.

### *Restart of play*

- Free kick from the place where the offence occurred or penalty kick if the offence occurred inside the penalty area

Outside their own penalty area, the goalkeeper has the same restrictions on handling the ball as does any other player. Inside their own penalty area, the goalkeeper cannot be guilty of a handball offence incurring a penalty, except the offence of throwing an object at the ball or making contact with the ball with a held object. The goalkeeper can, however, be guilty of several offences that incur a free kick.

## Using the goal or a team-mate for support

Playing the ball while deliberately using the goal or a team-mate for support is not permitted, including by:

- hanging onto the crossbar;
- kicking/pushing the goal to get into an advantageous position;
- being lifted up by a team-mate to get into an advantageous position;
- being pushed by a team-mate to get into an advantageous position.

If a player commits this kind of offence, they must be cautioned, and a free kick is awarded to the opposing team (see Law 13):

- from the position where the offence was committed, if it was committed in the opponents' half of the pitch;
- from the centre of the pitch, if it was committed in the offending team's half of the pitch.

If a player commits one of the above offences to deny their opponents a goal, they must be sent off (see Law 13).

### Offences committed by goalkeepers

Possession of the ball means that the goalkeeper has control of the ball. The goalkeeper is considered to be in control of the ball by touching it with any part of the body, except if the ball rebounds off the goalkeeper.

A goalkeeper is not permitted to be in possession of the ball inside their own half of the pitch for more than four seconds, whether:

- with the hands or arms (inside their penalty area);
- with the feet (anywhere in their own half of the pitch).

In such cases, the referee nearest to the goalkeeper must clearly and visibly make the four-second count.

#### *Restart of play*

- Free kick

### Offences committed against goalkeepers

An opponent cannot challenge a goalkeeper once the goalkeeper has gained possession of the ball with the hands.

It is an offence to:

- prevent a goalkeeper from releasing the ball from the hands;
- play the ball or attempt to do so when the goalkeeper is holding it in the palm of the hand;
  - a player who kicks or attempts to kick the ball when the goalkeeper is in the process of releasing it must be penalised for playing in a dangerous manner;
- unfairly impede the movement of the goalkeeper, e.g. at the taking of a corner kick.

An attacking-team player coming into physical contact with a goalkeeper inside the latter's own penalty area does not necessarily mean that any offence has been committed, except if the attacking-team player jumps at, charges or pushes the goalkeeper in a careless or reckless manner or using excessive force.

#### *Restart of play*

If play was stopped because an offence was committed against the goalkeeper as specified above and the referees could not apply the advantage rule, play will be restarted with a free kick.



### Playing in a dangerous manner

Playing in a dangerous manner does not necessarily involve physical contact between the players. If there is physical contact, the action becomes an offence punishable with a free kick from the position of the offence or a penalty kick. In the case of physical contact, the referees should carefully consider the likelihood that, at the very least, misconduct has also been committed.

#### *Disciplinary sanctions*

- If a player acts in a dangerous manner in a “normal” challenge, the referees do not administer any disciplinary action. If the action entails an obvious risk of injury, the referees must caution the player for making a reckless challenge on an opponent.
- If a player denies an obvious goalscoring opportunity by playing in a dangerous manner, the referees must send off the player.

#### *Restart of play*

- Free kick from the centre of the pitch if the offence was committed in the player’s own half of the pitch or from the place of the offence if this was in the opponents’ half of the pitch

If there is contact or the referees consider that the challenge was made in a careless or reckless manner or using excessive force, a different offence has been committed, punishable with a free kick from the position of the offence or a penalty kick.

### Showing dissent by word or action

A player or substitute who is guilty of dissent by protesting (verbally or non-verbally) against the decisions of the referees or assistant referees must be cautioned.

The captain of a team has no special status or privileges under the Beach Soccer Laws of the Game but has a degree of responsibility for the behaviour of the team.

Any player or substitute who attacks a match official or is guilty of using offensive, rude or obscene action(s) or language must be sent off.

### Delaying the restart of play

Referees caution players who delay the restart of play with tactics such as:

- taking a free kick before the referees blow the whistle with the sole intention of forcing them to order a retake;
- kicking or carrying the ball away after the referees have stopped play;
- delaying leaving the pitch after the medical staff is beckoned onto the pitch to assess an injury;
- provoking a confrontation by deliberately touching the ball after the referees have stopped play.

## Simulation

Any player who attempts to deceive the referees by feigning injury or pretending to have suffered an offence will be guilty of simulation and will be punished for unsporting behaviour. If the match is stopped as a result of this offence, play is restarted with a free kick.

## Mass confrontations

In situations of mass confrontations:

- referees should quickly and efficiently identify and deal with the initiator(s) of the confrontation;
- referees should take a good position on the pitch around the confrontation so that all incidents can be viewed and offences can be identified;
- the third and fourth referees should enter the pitch, if needed, to assist the referees;
- after the confrontation, disciplinary action must be taken.

## Persistent offences

The referees should be alert at all times to players who persistently commit offences against the Beach Soccer Laws of the Game. In particular, they must be aware that, even if a player commits a number of different offences, the player must still be cautioned for persistently infringing the Beach Soccer Laws of the Game.

There is no specific number of offences which constitutes “persistence” or the presence of a pattern – this is entirely a matter of judgement and must be determined in the context of effective game management.

## Serious foul play

A player who is guilty of serious foul play should be sent off and play should be restarted with a free kick, to be taken from the position where the offence occurred, or with a penalty kick (if the offence occurred inside the offender’s penalty area).

The advantage should not be applied in situations involving serious foul play unless there is a clear subsequent opportunity to score a goal. In such a case, the referees must send off the player guilty of serious foul play when the ball is next out of play.

## Law 14 – The Penalty Kick

### Procedure

- If the ball becomes defective after hitting one of the goalposts or the crossbar and enters the goal, the referees award the goal.
- If the ball becomes defective after hitting one of the goalposts or the crossbar and does not enter the goal, the referees do not order the penalty kick to be retaken but stop play, which is restarted with a dropped ball.



- If the referees order the penalty kick to be retaken and the original penalty kick was not awarded for a foul, the new penalty kick does not have to be taken by the player who did so originally.
- If the kicker takes the penalty kick before the referees give the signal, they order the penalty kick to be retaken and caution the kicker.

## **Law 15 – The Kick-In/Throw-In**

### **Procedure for offences**

The referees are to remind the defending-team players that they must be at least 5m from the point from which the kick-in/throw-in is to be taken. Where necessary, the referees warn any player not respecting the minimum distance before the kick-in/throw-in is taken and caution any player who subsequently fails to retreat to the correct distance. Play is restarted with a kick-in/throw-in, and the four-second count is begun again if it has already been started.

If a kick-in/throw-in is taken incorrectly, the referees may not apply the advantage even if the ball goes directly to an opponent, but rather must order a player from the opposing team to retake it.

## **Law 16 – The Goal Clearance**

### **Procedure for offences**

If the goalkeeper, while correctly taking a goal clearance, deliberately throws the ball at an opponent but not in a careless or reckless manner or using excessive force, the referees allow play to continue.

If, when taking the goal clearance, the goalkeeper does not release the ball from inside their penalty area, the referees order the goal clearance to be retaken, although the four-second count continues from the point from where it was stopped once the goalkeeper is ready to retake it.

The referees start the four-second count whenever the goalkeeper is in control of the ball, whether with the hands or the feet.

If a goalkeeper who has taken a goal clearance correctly then deliberately touches the ball with the hand or arm outside their penalty area after it has been in play and before another player has touched it, the referees, in addition to awarding a free kick to the opposing team, take disciplinary action against the goalkeeper in accordance with the Beach Soccer Laws of the Game.

If the goalkeeper takes a goal clearance using the foot, the referees warn the goalkeeper and order them to retake the goal clearance using the hand, but the four-second count continues from the point where it was stopped once the goalkeeper is ready to retake the goal clearance.

## Law 17 – The Corner Kick

### Procedure for offences

The referees are to remind the defending-team players that they must remain at least 5m from the imaginary corner arc until the ball is in play. Where necessary, the referees warn any player not respecting the minimum distance before the corner kick is taken and caution any player who subsequently fails to retreat to the correct distance.

If a goalkeeper, as part of a playing movement, ends up outside their own goal or off the pitch, the opposing team may take the corner kick quickly.



## BEACH SOCCER TERMS

### A

#### **Abandon**

To end/terminate a match before the scheduled finish

#### **Action area**

Area of the pitch where the ball is and the play is taking place

#### **Additional time**

Time allowed at the end of each period (including the period of extra time) to take a free kick or penalty kick if the offence was committed before the end of the period

#### **Advantage**

The referees allow play to continue when an offence has occurred if this benefits the non-offending team

#### **Assessment of injured player**

Quick examination of an injury, usually by a medical person, to see if the player requires treatment

#### **Away-goals rule**

Method of deciding a match/tie when both teams have scored the same number of goals; goals scored away from home count double



## B

### **Blocking**

Action whereby a player takes up or moves into a position to distract an opponent or prevent an opponent from reaching the ball or a particular area of the pitch, but without deliberately causing contact

### **Brutality**

An act which is savage, ruthless or deliberately violent

## C

### **Careless**

Any action (usually a tackle or challenge) by a player which shows a lack of attention, consideration or precaution

### **Caution**

Disciplinary sanction which results in a report to a disciplinary authority; indicated by showing a yellow card; two cautions in a match result in a player, substitute or team official being dismissed (sent off)

### **Centre of the pitch**

The point in the centre of the imaginary halfway line

### **Challenge**

An action when a player competes/contends with an opponent for the ball

### **Charge (an opponent)**

Physical challenge against an opponent, usually using the shoulder and upper arm (which is kept close to the body)



## D

### **Deceive**

Act to mislead/trick the referees into giving an incorrect decision/disciplinary sanction which benefits the deceiver and/or their team

### **Deliberate**

An action which the player intended/meant to make; it is not a “reflex” or unintended reaction

### **Discretion**

Judgement used by referees or other match officials when making a decision

### **Dissent**

Public protest or disagreement (verbal and/or physical) with a match official’s decision, punishable with a caution (yellow card)

### **Distract**

To disturb, confuse or draw attention (usually unfairly)

### **Dropped ball**

A “neutral” method of restarting play – the referees drop the ball for one player of the team that last touched the ball (except in the penalty area, where the ball is dropped for the goalkeeper); the ball is in play when it touches the ground

## E

### **Electronic performance and tracking system (EPTS)**

System which records and analyses data about the physical and physiological performance of a player

### **Endanger the safety of an opponent**

Put an opponent in danger or at risk (of injury)

### **Excessive force**

Using more force/energy than is necessary

### **Extra time**

A method of trying to decide the outcome of a match, involving an additional period of play not exceeding three minutes

## F

### **Feinting**

An action which attempts to confuse an opponent. The Beach Soccer Laws define permitted and "illegal" feinting

### **Flying goalkeeper**

A goalkeeper who (temporarily) plays as an outfield player, often stationed in the opponents' half and leaving the goal unguarded. This role may be performed by the team's regular goalkeeper or another player brought on to replace the usual goalkeeper specifically for this purpose



# H

## **Holding offence**

A holding offence occurs only when a player's contact with an opponent's body or equipment impedes the opponent's movement

# I

## **Immediately (in relation to a goal scored after an accidental handball)**

When there are no challenges for the ball and no one dribbles the ball after the accidental handball. If, after an accidental handball, a player runs a significant distance with the ball (e.g. starting from their own half of the pitch) before scoring a goal, this would not be considered "immediate"

## **Impede**

To delay, block or prevent an opponent's action or movement

## **Influence area**

Area of the pitch where the ball is not being played, but a dispute between players may occur

## **Intercept**

To prevent a ball reaching its intended destination

# K

## **Kick**

The ball is kicked when a player makes contact with it using the foot and/or the ankle and it clearly moves

# N

## **Negligible**

Insignificant, minimal

# O

## **Offence**

An action which breaks/violates the Beach Soccer Laws of the Game

## **Offensive, insulting or abusive language and/or action(s)**

Behaviour (verbal and/or non-verbal) which is rude, hurtful or disrespectful: punishable with a sending-off (red card)

## **Outside agent**

Any person who is not a match official or on the team list (players, substitutes and team officials) or any animal, object, structure, etc.



## P

### **Penalise**

To punish, usually by stopping play and awarding a free kick or penalty kick to the opposing team

### **Penalties (penalty shoot-out)**

Method of deciding the result of a match by each team alternately taking kicks until one team has scored one more goal and both teams have taken the same number of kicks (unless during the first five kicks for each team, one team could not equal the other team's score even if they scored from all their remaining kicks)

### **Pitch**

The playing area confined by the touchlines and goal lines, as well as goal nets, where used

### **Play**

Action by a player which makes contact with the ball

### **Playing distance**

Distance to the ball which allows a player to touch the ball by extending the foot/leg or jumping or, for goalkeepers, jumping with arms extended. The distance depends on the physical size of the player

### **Playing time**

The time during which the chronometer is running; the timekeeper stops the chronometer after a goal has been scored, after a penalty kick or a free kick has been awarded, or after the referees have stopped play for any other reason

## R

### **Reckless**

Any action (usually a tackle or challenge) by a player which disregards (ignores) the danger to, or consequences for, the opponent

### **Restart**

Any method of resuming play after it has been stopped

### **Restart position**

A player's position at a restart is determined by the position of their feet or any part of their body which is touching the ground

# S

## **Sanction**

Disciplinary action taken by the referees

## **Sending-off**

Disciplinary action when a player is required to leave the pitch for the remainder of the match having committed a sending-off offence (indicated by a red card). A team official may also be sent off

## **Serious foul play**

A tackle or challenge for the ball that endangers the safety of an opponent or uses excessive force or brutality: punishable with a sending-off (red card)

## **Serious injury**

An injury that is judged to be bad enough that play must be stopped, but for which medical staff should swiftly remove the player from the pitch for treatment or assessment, if necessary, so that play may resume

## **Severe injury**

An injury that is judged to be so serious that play must be stopped and it is necessary for medical staff to perform treatment or an assessment on the pitch before removing the injured player, such as in potential cases of concussion, broken bones or spine injuries

## **Signal**

Physical indication from the referees or any match official; usually involves movement of the hand or arm, or use of the whistle

## **Simulation**

An action which creates a wrong/false impression that something has occurred when it has not (see also "deceive"), committed by a player to gain an unfair advantage

## **Spirit of the game**

The main/essential principles/ethos of beach soccer as a sport but also within a particular match

## **Suspend**

To stop a match for a period of time with the intention of eventually restarting play, e.g. due to heavy rain, a thunderstorm or severe injury



## T

### **Tackle**

A challenge for the ball with the foot (on the ground or in the air)

### **Team list**

Official team document usually listing the players, substitutes and team officials

### **Team official**

Any non-player listed on the official list, e.g. coach, physiotherapist, doctor

### **Technical area**

Defined area for the team officials and substitutes which includes seating

### **Two-minute numerical reduction**

A situation when a team has its number of players reduced for two minutes of playing time after having a player sent off; the number of players may, in certain circumstances, be increased before the two minutes have elapsed if the opposing team scores a goal

## U

### **Undue interference**

Action/influence which is unnecessary

### **Unsporting behaviour**

Unfair action/behaviour: punishable with a caution

## V

### **Violent conduct**

An action, which is not a challenge for the ball, which uses or attempts to use excessive force or brutality against an opponent or when a player deliberately strikes someone on the head or face unless the force used is negligible



## REFEREE TERMS

### MATCH OFFICIAL(S)

General term for person or persons responsible for controlling a beach soccer match on behalf of a football/beach soccer association and/or competition under whose jurisdiction the match is played

### “ON-PITCH” MATCH OFFICIALS

#### Referee

The main match official, who operates on the pitch. Other match officials operate under the referee's control and direction. The referee is the final decision-maker

#### Second referee

The second match official who operates on the pitch. Other match officials operate under the referee's control and direction. The second referee is always under the referee's supervision

### OTHER MATCH OFFICIALS

Competitions may appoint other match officials to assist the referees:

- **Third referee**

An assistant referee who particularly assists the referees with controlling the team officials and substitutes, recording match data and making decisions

- **Fourth referee**

An assistant referee who will replace a third referee or timekeeper who is unable to continue and who assists the referees with controlling the team officials and substitutes, recording match data and making decisions

- **Timekeeper**

A match official whose main duty is to control the playing time



**FIFA®**