

Piper's Grove
FURNITURE

Cherry Bedroom Furniture



Piper's Grove Beds



9120-3 Twin (2 Panel)
 9120-4 Full (3 Panel)
 9120-5 Queen (3 Panel)
 9120-6 King (4 Panel)

Panel Bed

Headboard : 49 1/2" Tall
 Footboard : 30 1/2" Tall
 Low Footboard : 11 3/4" Tall



9130-3 Twin (2 Panel)
 9130-4 Full (3 Panel)
 9130-5 Queen (3 Panel)
 9130-6 King (4 Panel)



9121-3 Twin
 9121-4 Full
 9121-5 Queen
 9121-6 King

Slat Bed

Headboard : 48" Tall
 Footboard : 29" Tall
 Low Footboard: 11" Tall



9131-3 Twin
 9131-4 Full
 9131-5 Queen
 9131-6 King



9122-3 Twin
 9122-4 Full
 9122-5 Queen
 9122-6 King

Mission Spindle

Headboard : 48" Tall
 Footboard : 29" Tall
 Low Footboard: 11" Tall



9132-3 Twin
 9132-4 Full
 9132-5 Queen
 9132-6 King

Piper's Grove Beds



9123-3 Twin (1 Panel)
9123-4 Full
9123-5 Queen
9123-6 King



Cosmopolitan Sleigh

Headboard : 49 3/4" Tall
Footboard : 31" Tall
Low Footboard: 11" Tall

9133-3 Twin (1 Panel)
9133-4 Full
9133-5 Queen
9133-6 King

9120/9130 Series Bed Features

All Piper's Grove Beds are made with 1" Thick Solid Cherry Side Rails
All Queen and King Beds come with 3 center supported cross slats
Side Rails are attached using a Mortise and Tenon Joint and Bed Bolts
Mortise and Tenon joint ensures proper location and adds support
Full Size Beds are true sized not modified Queen beds

9130 Series Low Footboard Post Options

Square Post : Standard
Flare Foot Post : Optional
Tapered Foot Post : Optional



Square Post



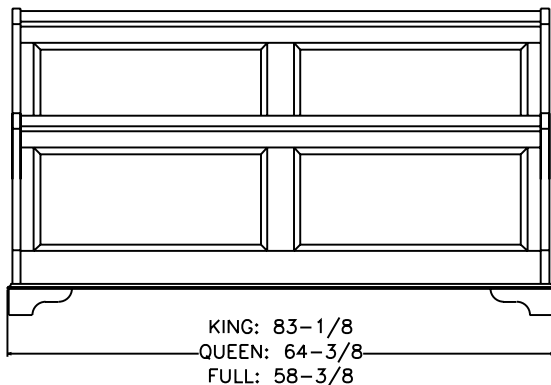

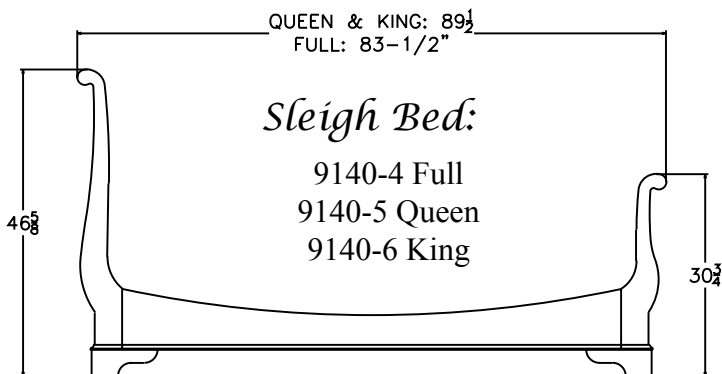
Flare Foot Post



Tapered Foot Post



Abigail Sleigh Bed



Floor to Rail: 4"
Floor to top of Mattress Slat: 6-1/4"




Piper's Grove Storage Dressers



9116 Mule Chest
50" Wide x 41" Tall x 18" Deep
7 Drawer Storage

As Shown:
Style : #3 Castle Hill Hardware
Layout: Pulls Only



9100 Double Dresser
60" Wide x 34" Tall x 18" Deep
10 Drawer Storage

As Shown:
Style : #1 Wood
Layout: Knobs Only



9110 Triple Dresser
66" Wide x 37" Tall x 18" Deep
9 Drawer Storage

As Shown:
Style : #2 Cosmopolitan Hardware
Layout: Knob Row over Pulls



9109 Single Dresser
32" Wide x 34" Tall x 18" Deep
5 Drawer Storage

Shown in 2 Tone Black/Autumn
with Optional Flare Base

Bedroom Cases are available with our Bracket Foot Base (standard) or Flare Foot Base (Optional - designated by "FB")
Please see retailer for pricing of upgraded base options.

Changing to FB option increases overall height by 3 inches

Piper's Grove Storage Chests

9107 Dressing Chest ▶
60" Wide x 53½" Tall x 18" Deep
7 Drawer Storage
3 Adjustable Shelves



◀9101 Chest
41" Wide x 53½" Tall x 18" Deep
7 Drawer Storage



9111 Sweater Chest ▶
45½" Wide x 53½" Tall x 18" Deep
6 Drawer Storage
3 Adjustable Shelves
Shown with Optional Flare Base



◀9106 Lingerie Chest
27" Wide x 53½" Tall x 18" Deep
6 Drawer Storage

Bedroom Cases are available with our Bracket Foot Base (standard) or Flare Foot Base (Optional - designated by "FB")
Please see retailer for pricing of upgraded base options.

Changing to FB option increases overall height by 3 inches

Piper's Grove Night Stands



9105 Drawer Night Stand
27" Wide x 27" Tall x 18" Deep
3 Drawer Storage



9118 Night Table
20" Wide x 28" Tall x 20" Deep
1 Drawer
Fixed Shelf



9103 Open Night Stand
27" Wide x 28" Tall x 18" Deep
1 Drawer with Open Base



9104 Door Night Stand
27" Wide x 28" Tall x 18" Deep
1 Drawer with 2 Door Base



9112 Open Lamp Stand
18" Wide x 28" Tall x 18" Deep
1 Drawer with Open Base
Pull out Shelf Above Drawer



9113 Door Lamp Stand
18" Wide x 28" Tall x 18" Deep
1 Drawer with Door Base
Pull out Shelf Above Drawer
Please Specify Right Hinge (RH)
or Left Hinge (LH) when ordering

Bedroom Cases are available with our Bracket Foot Base (standard) or Flare Foot Base (Optional - designated by "FB")
Please see retailer for pricing of upgraded base options.

Changing to FB option increases overall height by 3 inches

Piper's Grove Mirrors



9108 Double Mirror
44" Wide x 32" Tall
1" Beveled Mirror



9115 Triple Mirror
52" Wide x 36" Tall
1" Beveled Mirror