



Traditions Dining Collection



Traditions Rectangular Leg Tables

Create Your Perfect Table By Selecting from the Design Elements



235
38"x60" Closed
(2) 15" Leaves
As Shown : Rounded Edge
Teardrop Leg



245
42"x60" Closed
(2) 15" Leaves
As Shown : Beveled Edge
Milan Leg



255
44"x66" Closed
(3) 12" Leaves
As Shown: Rounded Edge
Peterboro Leg
Drawer Option



226
36"x48" Closed
8" Rounded Corners
(1) 15" Leaf - Self Storing
As Shown: Cove Edge
Milan Leg



225
36"x48" Closed
(1) 15" Leaf - Self Storing
As Shown: Bevelled Edge
Tapered Leg

Traditions Round Leg Tables

Create Your Perfect Table By Selecting from the Design Elements

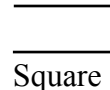
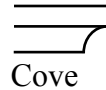

244
44" Round
(1) 15" Leaf



248
48" Round
(2) 12" Leaves
As Shown: Square Edge/
Tapered Leg

Traditions Table Options

Edge Options :



Leg Options :

Standard Choices: Tapered, Teardrop, Milan, Peterboro

Premium Choices: French Country, English Dining

Drawer Option*:

Drawers on Table Ends

* Due to size constraints, Drawer Option is not available on 225, 226, 244, or 248

Rounded Corners on Rectangular Tables:

Add "RC" designation for a 1" radius
on corners of table (ex: 245-RC)

All above edge choices available

Option is not applicable to 226, 244, 248



**Please Note: there is not a standard configuration for Traditions Tables.
Options must be specified when ordering**

Traditions Tables - Semi-Configurable

The Traditions Tables Below are Available with Limited Design Options
Each Description Lists Available Design Elements



T4466DP

Double Pedestal Table
44"x66" Oval Top
(4) 12" Self Storing Leaves
(2 with aprons, 2 without)
Opens 78"/90"/102"/114"
Bullnose Edge Standard
Traditions Pedestal Base

Available Edges:
3-Bead - Thumbnail - any
Traditions Edge

Traditions Round Pedestal Tables

Traditions Pedestal

Available Edges:

3-Bead - Thumbnail - any Traditions Edge

T4400SP - 44" Round w/(1) 15" Leaf

T4800SP - 48" Round w/(2) 12" Leaves



Traditions Chairs



726-24 / 726-30
Swivel Stool
24" - 41 H x 18 1/2 W
30" - 47 H x 18 1/2 W



726
2 Tone Available
37 1/2 H x 17 3/4 W



T30DL
30" Square w/(2) 10" Drop Leaves

Bullnose Edge Profile Only
Any Traditions Leg Choice

Traditions Chairs



780 Side - *Riverbend* - 781 Arm

Overall Dimensions:
Side: 41-1/2"H 20-1/2"W 24"D
Seat: 17-1/2"H 17-1/4"D 20-1/2"W

Arm: 42"H 26"W 24"D
Seat: 17-1/2"H 17-1/4"D 22"W
Arm: 26"H 21" Spread



3100 Side - *Windsor* - 7 Arm

Overall Dimensions:
Side: 38-1/4"H 19-3/4"W 22"D
Seat: 18"H 16"D 18"W

Arm: 36"H 23"W 24"D
Seat: 18"H 16"D 23"W
Arm: 26"H 21" Spread



724M Side - *Shaker* - 725M Arm

Overall Dimensions:
Side: 41"H 22-1/2"W 24"D
Seat: 18"H 17-1/4"D 20-1/2"W

Arm: 42-1/2"H 24-1/2"W 24"D
Seat: 18"H 17-1/4"D 22"W
Arm: 26"H 22" Spread



Traditions Benches, Stools, Rockers



23 Bench - Saddled Seat
40 H x 46 1/2 W X 18 D



726 Bench - Flat Seat
Two Tone Available
37 1/2 H x 42 1/2 W x 19 D



3102-24 / 3102-30
Swivel Stool
24" - 38 1/2 H x 17 1/2 W
30" - 44 1/2 H x 17 1/2 W



Oval Stool
17 3/4 W x 13 1/2 D

Swivel Stools
123-24
123-30
Non-Swivel Seat
123-24NS
123-30NS



724-24/30
Swivel Stool
24" - 42" H x 22 1/2 W
30" - 48" H x 22 1/2 W

725R Rocker
44 H x 23 1/2 W x 30 D



781R Rocker
41 H x 25 W x 30 D



Traditions Case Goods



◀ 560HC-W Half Door China

61 W x 46 1/2 H x 16 D
Wood Side Panels
4-Lite Mullion Doors
(1) Glass Shelf
3-Level Touch Dimmer Lighting

◀ 560HC-G Half Door China

Same as 560HC-W with
3-Lite Mullion Side Panels

565FC-W Full Door China ▶

61 W x 46 1/2 H x 16 D
Wood Side Panels
6-Lite Mullion Doors
(2) Glass Shelves
3-Level Touch Dimmer Lighting

565FC-G Full Door China ▶

Same as 565FC-W with
3-Lite Mullion Side Panels

560B Buffet ▶

61 W x 37 H x 18 D
2 Drawers Over 3 Doors
Full Depth Adjustable Interior Shelf
Raised Panel Doors
Bracket Foot Base Standard



560/565 Available Options: China Light Cover - Flare Foot Base - Mitered Arch Base - Plinth Base
Some options are additional cost - see retailer for details

Traditions Case Goods

555FC-W Full China

52 W x 44 H x 15 D

Wood Sides

(2) Glass Shelves

3-Level Touch Dimmer Lighting

555FC-G Full China

Same as 555FC-W

with 3-Lite Glass Sides



550HC-W Half China

52 W x 44 H x 15 D

Wood Sides

(1) Glass Shelf with Plate Groove

3-Level Touch Dimmer Lighting

550HC-G Half China

Same as 550HC-W

with 3-Lite Glass Sides

550B Buffet

52 W x 34 H x 16 D

2 Drawers Over 4 Doors

Full Depth Adjustable Interior Shelf

Raised Panel Doors

Bracket Foot Standard

550/555 Available Options: China Light Cover - Flare Foot Base - Mitered Arch Base -
Plinth Base - Flat Panel Doors

Some options are additional cost - see retailer for details

Traditions Case Goods



◀ 545FC-W China
42 W x 44 H x 15 D
Wood Sides
(2) Glass Shelves
3-Level Touch
Dimmer Lighting

◀ 545FC-G China
Same as above with
3-Lite Glass Sides

540HC-W China ▶
42 W x 44 H x 15 D
Wood Sides
(1) Glass Shelf
3-Level Touch
Dimmer Lighting

540HC-G China ▶
Same as above with
3-Lite Glass Sides

◀ 540 Buffet ▶
41 W x 34 H x 16 D
2 Drawers Over 2 Doors
Adjustable Interior Shelf
Raised Panel Doors
Bracket Foot Base

540/545 Available Options: China Light
Cover - Flare Foot Base - Mitered Arch
Base - Plinth Base - Flat Panel Doors

Some options are additional cost - see
retailer for details



◀ 650S - Shaker Sideboard
Square Edge Top
Shown with Flat Panel Door
Available with Raised Panel Door
48 W x 38 1/2 H x 16 D