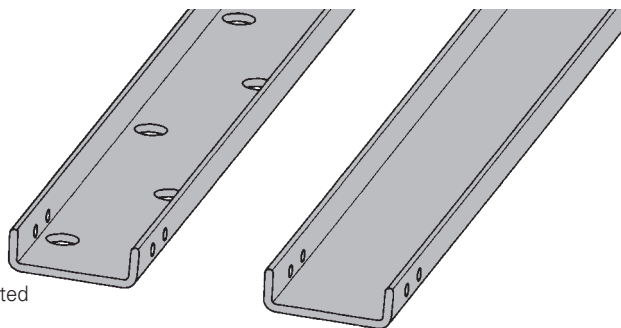


# Fiberglass - Cable Channel & Fittings

## Straight Section

- Load data was interpolated from CSA testing.
- Loads shown are for FCCN series.
- Loads shown are for 6 ft. (1.83m) span with deflection of .7 (18.26) inches.
- One pair of splice plates included with each straight section.

FCC Fiberglass  
Cable Channel Ventilated

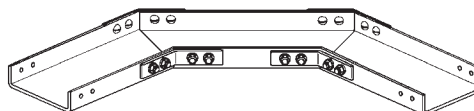


FCCN Fiberglass Cable  
Channel Non-Ventilated

Catalog No.		Width in. (mm)	Length ft. (m)	Height in. (mm)	Load Lbs/Ft (kg/m)
Ventilated	Non-Ventilated				
(*)-03-120	(*)N-03-120	3 (76)	10 (3)	1 (25)	8 (12)
(*)-03-240	(*)N-03-240	3 (76)	20 (6)	1 (25)	8 (12)
(*)-04-120	(*)N-04-120	4 (101)	10 (3)	1½ (28)	12 (18)
(*)-04-240	(*)N-04-240	4 (101)	20 (6)	1½ (28)	12 (18)
(*)-06-120	(*)N-06-120	6 (152)	10 (3)	1⅝ (35)	58 (86)
(*)-06-240	(*)N-06-240	6 (152)	20 (6)	1⅝ (35)	58 (86)
(*)-08-120	(*)N-08-120	8 (203)	10 (3)	2¾ (55)	87 (129)
(*)-08-240	(*)N-08-240	8 (203)	20 (6)	2¾ (55)	87 (129)

## Cable Channel Fittings

All fittings are of mitered construction with 12" (305) radius.



Horizontal	3" series	4" series	6" series	8" series
90°	(*)N-03-90HB12	(*)N-04-90HB12	(*)N-06-90HB12	(*)N-08-90HB12
45°	(*)N-03-45HB12	(*)N-04-45HB12	(*)N-06-45HB12	(*)N-08-45HB12

One pair of splice plates included.

Vertical	3" series	4" series	6" series	8" series
90°	(*)N-03-90V*12	(*)N-04-90V*12	(*)N-06-90V*12	(*)N-08-90V*12
45°	(*)N-03-45V*12	(*)N-04-45V*12	(*)N-06-45V*12	(*)N-08-45V*12

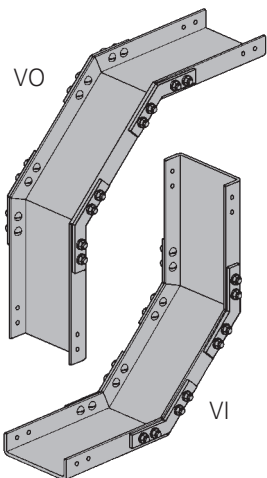
One pair of splice plates included.

(\*) Insert material type

- FCC for Polyester Resin - available for all widths
- FCCV for Vinyl Ester Resin - available for all widths

● Green = Fastest shipped items    ● Black = Normal lead-time items    ● Red = Normally long lead-time items

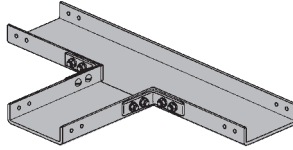
Dimensions shown in parentheses are in millimeters, unless otherwise specified.



# Fiberglass - Cable Channel Fittings & Accessories

## Horizontal Tees

- Two pair of splice plates included.



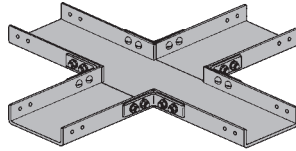
Catalog No.	Width in. (mm)
FCC(*)N-03-HT12	3 (76)
FCC(*)N-04-HT12	4 (101)
FCC(*)N-06-HT12	6 (152)
FCC(*)N-08-HT12	8 (203)

(\*) See page fitting material selection bottom of page M-31

All fittings are of mitered construction with 12" (305) radius.

## Horizontal Crosses

- Three pair of splice plates included.



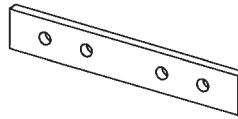
Catalog No.	Width in. (mm)
FCC(*)N-03-HX12	3 (76)
FCC(*)N-04-HX12	4 (101)
FCC(*)N-06-HX12	6 (152)
FCC(*)N-08-HX12	8 (203)

(\*) See page fitting material selection bottom of page M-31

All fittings are of mitered construction with 12" (305) radius.

## Splice Plates

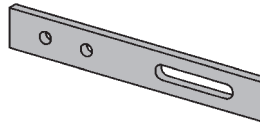
- Sold in pairs - included with tray sections.
- Uses 1/4"-20 316SS hardware



Catalog No.
9(Δ)-1001SS6

## Expansion Splice Plates

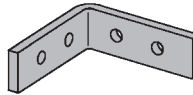
- Sold in pairs
- Uses 1/4"-20 316SS hardware



Catalog No.
9(Δ)-1013SS6

## Horizontal 90° Splice Plates

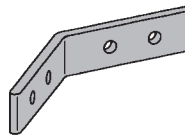
- Sold in pairs
- Uses 1/4"-20 316SS hardware



Catalog No.
9(Δ)-1901HSS6

## Horizontal 45° Splice Plates

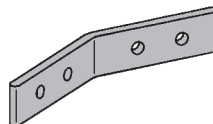
- Sold in pairs
- Uses 1/4"-20 316SS hardware



Catalog No.
9(Δ)-1451HSS6

## Horizontal 30° Splice Plates

- Sold in pairs
- Uses 1/4"-20 316SS hardware



Catalog No.
9(Δ)-1301HSS6

Splice plates included with cable channel sections.  
Hardware for splice plates is 1/4"-20 (316SS).

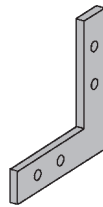
(Δ) See page M-27 for material selection

Dimensions shown in parentheses are in millimeters, unless otherwise specified.

# Fiberglass - Cable Channel Accessories

## Horizontal 90° Splice Plates

- Sold in pairs
- Uses 1/4"-20 316SS hardware

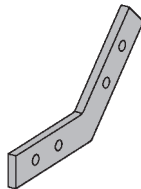


Catalog No.

9(Δ)-1901VSS6

## Horizontal 45° Splice Plates

- Sold in pairs
- Uses 1/4"-20 316SS hardware

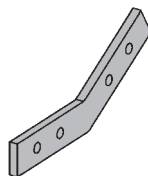


Catalog No.

9(Δ)-1451VSS6

## Horizontal 30° Splice Plates

- Sold in pairs
- Uses 1/4"-20 316SS hardware

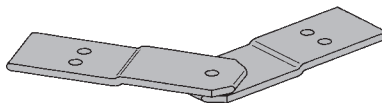


Catalog No.

9(Δ)-1301VSS6

## Horizontal Adjustable Splice Plates

- Sold per piece
- Uses 3/8"-16 316SS hardware

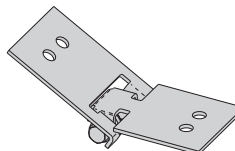


Catalog No.

9(Δ)-1023SS6

## Vertical Adjustable Splice Plates

- Sold per piece
- Uses 3/8"-16 316SS hardware
- Body made from 316 stainless steel
- Used for all material finishes

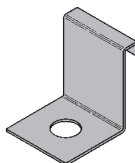


Catalog No.

9F-1033SS6

## Expansion Guide Clamp

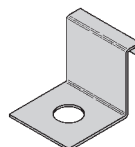
- Sold per clamp
- Order 1/2" hardware separately



Catalog No.	Width in. (mm)
● 9SS6-1248-3	3 (76)
● 9SS6-1248-4	4 (101)
● 9SS6-1248-6	6 (152)
● 9SS6-1248-8	8 (203)

## Hold-Down Clamp

- Sold per clamp
- Order 1/2" hardware separately



Catalog No.	Width in. (mm)
● 9SS6-1247-3	3 (76)
● 9SS6-1247-4	4 (101)
● 9SS6-1247-6	6 (152)
● 9SS6-1247-8	8 (203)

● Green = Fastest shipped items ● Black = Normal lead-time items ● Red = Normally long lead-time items

(Δ) See page M-27 for material selection

Dimensions shown in parentheses are in millimeters, unless otherwise specified.