

TYPE YS-TC

HYSPLICE™ In-Line Splice Kits Standard Barrel, with Inspection Window

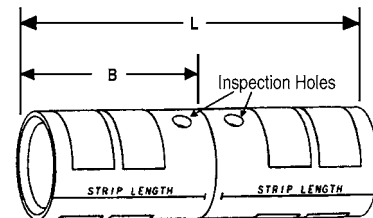
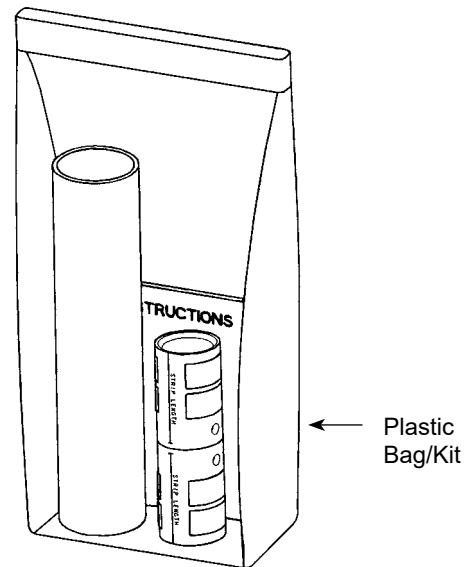
Type YS-TC kits are for splicing cables and covering the connection with clear heat shrink. Splices are constructed from seamless, high conductivity electrolytic copper tubing for maximum conductivity and tin-plated to resist corrosion. Each YS-TC splice is provided with inspection holes and cable stops. The YS-TC family also features the BURNDY Engineered System of coordinated tools and dies.

Features & Benefits

- Each splice kit includes one YS-TC compression splice connector and heat shrink
- The YS-TC type compression splice connector provided in the kit is UL Listed in accordance with UL 486A-486B - Wire Connectors; UL Listed 90°C up to 35kV
- Barrels have 2 inspection windows on each side to allow for visual verification that the wire has been fully inserted prior to crimping the splice
- Barrel is designed with an internal chamfer at the wire entry to ensure smooth insertion of the wire, preventing possible damaging of the wire strands during insertion
- Electro-tin plated unless otherwise specified to reduce galvanic corrosion (bimetallic) and resist corrosive elements
- Short/standard length barrel is recommended for installations with limited space requirements and meet the exact UL testing requirements as long barrel connectors so performance of the connection is not compromised
- Connectors clearly marked with color coding

Accessories

- Hardware - Section F
- PENETROX™ Oxide Inhibitor - Section F
- Heat and Cold Shrink Tubing - Section D
- WIREMIKE™ Wire Micrometer - Section F
- Wire Management (Cable Ties) - Section G

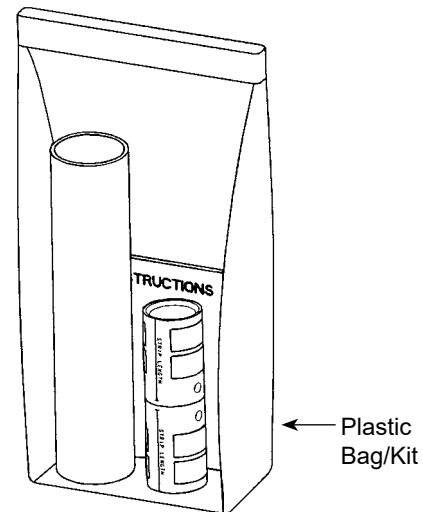


Compression Connections

Copper — Code / Flex — In Line Splice Kit
Standard Barrel — with Inspection Window

TYPE YS-TC (Continued)

HYREDUCER™ In-Line Standard Barrel
Splice Kits with Inspection Window



Clear Heat Shrink Kit Catalog Number	Wire Size		Barrel Type	Dimensions		Color Code	Die Index	Wire Strip Length
	AWG	mm ²		Barrel	Length			
YS44FXLTCKITC	750 kcmil G,H DLO 777 (1925/24)	500 mm ² Class 5	Standard	1.90	4.30	Yellow	L115	1.96
YS39LTCKITC	750 kcmil Code	—	Standard	1.62	3.68	Black	23	1.67
YS38FXLTCKITC	500 kcmil H,I,K 550 kcmil G,H,I DLO 535 (1325/24)	300 mm ² Class 5	Standard	1.71	3.87	Pink	L99	1.77
YS34LTCKITC	500 kcmil Code	240 mm ² Class 2	Standard	1.56	3.51	Brown	20	1.60
YS34FXLTCKITC	350 kcmil G,H,I,K,M DLO 373 (925/24)	240 mm ² Class 2	Standard	1.56	3.51	Blue	19 or L80	1.60
YS31LTCKITC	350 kcmil Code	185 mm ² Class 2	Standard	1.39	3.10	Red	17	1.42
YS29FXLTCKITC	250 kcmil Flex 4/0 AWG G,H,I,K,M DLO (550/24)	—	Standard	1.36	2.98	Yellow	16	1.38
YS28LTCKITC	4/0 AWG Code	—	Standard	1.23	2.69	Purple	15	1.24
YS26LTCKITC	2/0 AWG Code	70 mm ²	Standard	1.16	2.62	Black	13	1.10
YS26FXLTCKITC	2/0 AWG G,H,I,K,M DLO (325/24)	70 mm ² Class 5	Standard	1.09	2.41	Black	13	1.10
YS25LTCKITC	1/0 AWG Code	—	Standard	1.04	2.37	Pink	12	1.00
YS25FXLTCKITC	1/0 AWG G,H,I,K,M DLO (275/24) 1/0 AWG	50 mm ² Class 5	Standard	1.04	2.18	Pink	12	1.00
YS2CLTCKITC	#2 AWG Code	35 mm ² Class 5	Standard	0.82	1.88	Brown	10	0.78
YS2CFXLTCKITC	#2 AWG G,H,I,K,M DLO (150/24)	35 mm ² Class 5	Standard	0.82	1.73	Brown	10	0.78
YS4CFXLTCKITC	#4 AWG G,H,I,K,M DLO (105/24) #4 AWG	—	Standard	0.74	1.69	Gray	8	0.71
YS6CFXLTCKITC	#6 AWG G,H,I,K,M DLO (61/24) #6 AWG	16 mm ² Class 5 or Class 2	Standard	0.73	1.60	Blue	7 or 24	0.70
YS8CFXLTCKITC	#8 AWG G,H,I,K,M DLO (37/24) #8 AWG, #6 SOL, #8 SOL	—	Standard	0.65	1.48	Red	49	0.62

* Clear Heatshrink – UL224 VW1 Listed – passes TELCORDIA GR-347-CORE Abrasion and Cut Test.
(Up to 750 kcmil Class B code cable. Contact factory for 750 flex cable applications.)
Note: All dimensions shown are for reference only.

TYPE YSR-TC

HYREDUCER™ In-Line Reducer Splice Kits Standard Barrel, with Inspection Window

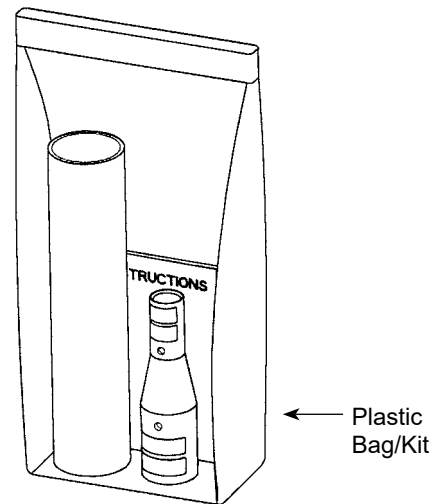
Type YSR-TC reducing splice kits provide for splicing two different cable sizes with inspection holes. The larger conductor is inserted first and butts against the center of the connector where the smaller barrel begins. Constructed from seamless, high conductivity electrolytic copper tubing for maximum conductivity and tin plated to resist corrosion. The YSR-TC family also features the BURNDY® color code system.

Features & Benefits

- Each splice kit includes one YSR-TC compression in-line splice reducer connector and heat shrink
- The YSR-TC type reducing compression splice connector provided in the kit is UL Listed in accordance with UL 486A-486B - Wire Connectors; UL Listed 90°C up to 35kV
- Barrels have 2 inspection windows on each side to allow for visual verification that the wire has been fully inserted prior to crimping the splice
- Designed configurations allow for copper code-to-code wire connections, copper code-to-flex wire connections, and copper flex-to-flex wire connections; see table for more complete details
- Barrel is designed with a taper to accommodate a main run wire that is reduced to a smaller tap wire
- Barrel also provided with an internal chamfer at the wire entry to ensure smooth insertion of the wire, preventing possible damaging of the wire strands during insertion
- Electro-tin plated unless otherwise specified to reduce galvanic corrosion (bimetallic) and resist corrosive elements
- Short/standard length barrel is recommended for installations with limited space requirements and meet the exact UL testing requirements as long barrel connectors so performance of the connection is not compromised
- Connectors clearly marked with color coding
- Can be used in place of H-taps; the in-line design saves space in cable trays and other similar applications

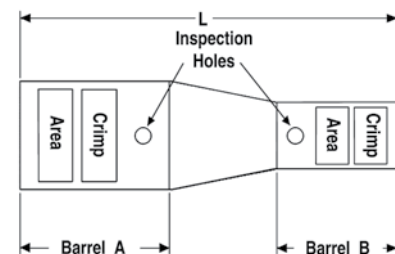
Accessories

- Hardware - Section F
- PENETROX™ Oxide Inhibitor - Section F
- Heat and Cold Shrink Tubing - Section D
- WIREMIKE™ Wire Micrometer - Section F
- Wire Management (Cable Ties) - Section G



Connector with Clear Heat Shrink Kit

Clear heat shrink UL224 VW1 Listed. Passes TELCORDIA GR-347-CORE Abrasion and Cut Test up to 750 kcmil Class B code cable; contact factory for 750 flex cable applications.



Compression Connections

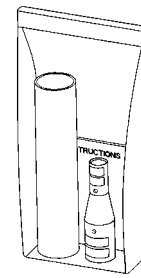
Copper — Code / Flex — Reducing Splice Kit
Standard Barrel — with Inspection Window

TYPE YSR-TC (Continued)

HYREDUCER™ In-Line Standard Barrel Reducer
Splice Kits with Inspection Window

Connector with Clear Heat Shrink Kit

Clear heat shrink UL224 VW1 Listed. Passes TELCORDIA GR-347-CORE
Abrasion and Cut Test up to 750 kcmil Class B code cable; contact factory for
750 flex cable applications.



← Plastic Bag/Kit

Clear Heat Shrink Kit Catalog Number	Wire Size				Connector							Wire Strip Length	
	Barrel A		Barrel B		Dimensions			Color Code		Die Index		Barrel A	Barrel B
	AWG	mm ²	AWG	mm ²	Barrel A	Barrel B	L	Barrel A	Barrel B	Barrel A	Barrel B		
YSR44FX39LTCKITC	750 kcmil G,H DLO 777 (1925/24)	500 mm ² Class 5	750 kcmil Code	-	2.09	1.78	4.38	Yellow	Black	L115	24	1.96	1.67
YSR44FX38FLTCKITC			500 kcmil H,I,K 550 kcmil G,H,I DLO 535 (1325/24)	300 mm ²	2.09	1.60	4.61		Pink		L99	1.96	1.77
YSR44FX34LTCKITC			500 kcmil Code	240 mm ²	2.09	1.69	4.91		Brown		20	1.96	1.60
YSR44FX34FLTCKITC			350 kcmil G,H,I,K,M DLO 373 (925/24)	240 mm ²	2.09	1.69	4.91		Blue		19 or L80	1.96	1.60
YSR44FX31LTCKITC			350 kcmil Code	185 mm ²	2.09	1.49	5.18		Red		18	1.96	1.41
YSR44FX30LTCKITC			300 kcmil Code	150 mm ²	2.09	1.30	5.01		White		17 or 298	1.96	1.24
YSR44FX29LTCKITC †			250 kcmil Code	-	2.09	1.44	5.53		Yellow		16	1.96	1.38
YSR44FX29FLTCKITC			250 kcmil Flex 4/0 AWG G,H,I,K,M DLO (550/24)	120 mm ²	2.09	1.44	5.33		Yellow		16	1.96	1.38
YSR44FX28LTCKITC †			4/0 AWG Code	-	2.09	1.30	5.27		Purple		15	1.96	1.24
YSR44FX28FLTCKITC †			4/0 AWG G,H,I,K,M DLO (550/24) 4/0 AWG	120 mm ²	2.09	1.40	5.46		Purple		15	1.96	1.36
YSR3939LTCKITC			750 kcmil Code	-	750 kcmil Code	-	1.78		1.78		4.13	Black	Black
YSR3938FLTCKITC	500 kcmil H,I,K 550 kcmil G,H,I DLO 535 (1325/24)	300 mm ²			1.78	1.88	3.79	Pink	L99	1.67	1.77		
YSR3934LTCKITC	500 kcmil Code	240 mm ²			1.78	1.69	4.09	Brown	20	1.67	1.60		
YSR3934FLTCKITC	250 kcmil G,H,I,K,M DLO 373 (925/24)	240 mm ²			1.78	1.69	4.09	Blue	19 or L80	1.67	1.60		
YSR3931LTCKITC	350 kcmil Code	185 mm ²			1.78	1.49	4.36	Red	18	1.67	1.41		
YSR3930LTCKITC	300 kcmil Code	150 mm ²			1.78	1.30	4.23	White	17 or 298	1.67	1.24		
YSR3929LTCKITC †	250 kcmil Code	-			1.78	1.44	4.71	Yellow	16	1.67	1.38		
YSR3929FLTCKITC	250 kcmil Flex 4/0 AWG G,H,I,K,M DLO (550/24)	120 mm ²			1.78	1.44	4.59	Yellow	16	1.67	1.38		
YSR3928LTCKITC †	4/0 AWG Code	-			1.78	1.30	4.65	Purple	15	1.67	1.24		
YSR3928FLTCKITC †	4/0 AWG G,H,I,K,M DLO (550/24) 4/0 AWG	120 mm ²			1.78	1.40	4.64	Purple	15	1.67	1.36		

† Provided with 2 heat shrink tubings. One will overlap the other; install the smaller first and larger over it.

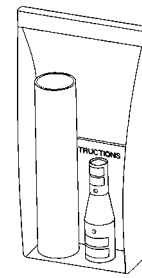
Separate Installation Tooling Chart follows.

TYPE YSR-TC (Continued)

HYREDUCER™ In-Line Standard Barrel Reducer
Splice Kits with Inspection Window

Connector with Clear Heat Shrink Kit

Clear heat shrink UL224 VW1 Listed. Passes TELCORDIA GR-347-CORE
Abrasion and Cut Test up to 750 kcmil Class B code cable; contact factory for
750 flex cable applications.



← Plastic Bag/Kit

Clear Heat Shrink Kit Catalog Number	Wire Size				Connector								Wire Strip Length		
	Barrel A		Barrel B		Dimensions			Color Code		Die Index		Barrel A	Barrel B		
	AWG	mm ²	AWG	mm ²	Barrel A	Barrel B	L	Barrel A	Barrel B	Barrel A	Barrel B				
YSR38FX34LTCKITC	500 kcmil H,I,K 550 kcmil G,H,I DLO 535 (1325/24)	300 mm ²	500 kcmil Code	240 mm ²	1.88	1.69	4.06	Pink	Brown	L99	20	1.77	1.60		
YSR38FX34FXLTCKITC			350 kcmil G,H,I,K,M DLO 373 (925/24)	240 mm ²	1.88	1.69	4.06		Blue		19 or L80	1.77	1.60		
YSR38FX31LTCKITC			350 kcmil Code	185 mm ²	1.88	1.49	4.33		Red		18	1.77	1.41		
YSR38FX30LTCKITC			300 kcmil Code	150 mm ²	1.88	1.30	4.20		White		17 or 298	1.77	1.24		
YSR38FX29LTCKITC †			250 kcmil Code	-	1.88	1.44	4.67		Yellow		16	1.77	1.38		
YSR38FX29FXLTCKITC †			250 kcmil Flex 4/0 AWG G,H,I,K,M DLO (550/24)	120 mm ²	1.88	1.44	4.48		Yellow		16	1.77	1.38		
YSR38FX28FXLTCKITC †			4/0 AWG G,H,I,K,M DLO (550/24) 4/0 AWG	120 mm ²	1.88	1.40	4.60		Purple		15	1.77	1.36		
YSR38FX28LTCKITC †			4/0 AWG Code	-	1.88	1.30	4.62		Pink		Purple	L99	15	1.77	1.24
YSR38FX26FXLTCKITC †			2/0 AWG G,H,I,K,M DLO (325/24) 2/0 AWG	70 mm ² Class 5	1.88	1.13	4.62				Black		13	1.77	1.09
YSR3434FXLTCKITC			350 kcmil G,H,I,K,M DLO 373 (925/24)	240 mm ²	1.69	1.69	3.51				Brown		Blue	20	19 or L80
YSR3431LTCKITC	350 kcmil Code	185 mm ²	1.69	1.49	3.66	Red	18	1.60	1.41						
YSR3429FXLTCKITC	250 kcmil Flex 4/0 AWG G,H,I,K,M DLO (550/24)	120 mm ²	1.69	1.44	3.81	Yellow	16	1.60	1.38						
YSR3428LTCKITC	4/0 AWG Code	-	1.69	1.30	3.95	Purple	15	1.60	1.24						
YSR3426FXLTCKITC †	2/0 AWG G,H,I,K,M DLO (325/24) 2/0 AWG	70 mm ² Class 5	1.69	1.13	4.01	Black	13	1.60	1.09						
YSR3425FXLTCKITC †	1/0 AWG G,H,I,K,M DLO (275/24) 1/0 AWG	50 mm ²	1.69	1.04	4.01	Pink	12	1.60	1.00						
YSR34FX31LTCKITC	350 kcmil G,H,I,K,M DLO 373 (925/24)	240 mm ²	350 kcmil Code	185 mm ²	1.69	1.49	3.63	Blue	Red	19 or L80		18	1.60		1.41

† Provided with 2 heat shrink tubings. One will overlap the other; install the smaller first and larger over it.

Separate Installation Tooling Chart follows.

Compression Connections

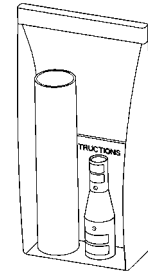
Copper — Code / Flex — Reducing Splice Kit
Standard Barrel — with Inspection Window

TYPE YSR-TC (Continued)

HYREDUCER™ In-Line Standard Barrel Reducer
Splice Kits with Inspection Window

Connector with Clear Heat Shrink Kit

Clear heat shrink UL224 VW1 Listed. Passes TELCORDIA GR-347-CORE
Abrasion and Cut Test up to 750 kcmil Class B code cable; contact factory for
750 flex cable applications.



← Plastic Bag/Kit

Clear Heat Shrink Kit Catalog Number	Wire Size				Connector								Wire Strip Length	
	Barrel A		Barrel B		Dimensions			Color Code		Die Index		Barrel A	Barrel B	
	AWG	mm ²	AWG	mm ²	Barrel A	Barrel B	L	Barrel A	Barrel B	Barrel A	Barrel B			
YSR34FX29FXLTCKITC	350 kcmil G,H,I,K,M DLO 373 (925/24)	240 mm ²	250 kcmil Flex 4/0 AWG G,H,I,K, DLO (550/24)	120 mm ²	1.69	1.44	3.81	Blue	Yellow	19 or L80	16	1.60	1.38	
YSR34FX28FXLTCKITC			4/0 AWG G,H,I,K,M DLO (550/24) 4/0 AWG	120 mm ²	1.69	1.43	3.86				Purple	15	1.60	1.36
YSR34FX28LTCKITC			4/0 AWG Code	-	1.69	1.30	3.95				Purple	15	1.60	1.24
YSR34FX26FXLTCKITC			2/0 AWG G,H,I,K,M DLO (325/24) 2/0 AWG	70 mm ² Class 5	1.69	1.13	3.94				Black	13	1.60	1.09
YSR34FX25FXLTCKITC			1/0 AWG G,H,I,K,M DLO (275/24) 1/0 AWG	50 mm ²	1.69	1.04	4.01				Pink	12	1.60	1.00
YSR34FX2CFXLTCKITC			#2 AWG G,H,I,K,M DLO (150/24) #2 AWG	35 mm ²	1.69	0.82	4.02				Brown	10	1.60	0.78
YSR34FX4CFXLTCKITC ††			#4 AWG G,H,I,K,M DLO (105/24)	-	1.69	0.74	4.11				Gray	8	1.60	0.71
YSR34FX6CFXLTCKITC ††			#6 AWG G,H,I,K,M DLO (61/24) #6 AWG	16 mm ²	1.69	0.73	4.26				Blue	7	1.60	0.70
YSR3129FXLTCKITC	350 kcmil Code	185 mm ² Class 2	250 kcmil Flex 4/0 AWG G,H,I,K, DLO (550/24)	120 mm ²	1.49	1.44	3.13	Red	Yellow	18	16	1.41	1.38	
YSR3128FXLTCKITC			4/0 AWG G,H,I,K,M DLO (550/24) 4/0 AWG	120 mm ²	1.25	1.40	3.25				Purple	15	1.41	1.36
YSR3128LTCKITC			4/0 AWG Code	-	1.49	1.30	3.27				Purple	15	1.41	1.24
YSR3126FXLTCKITC			2/0 AWG G,H,I,K,M DLO (325/24) 2/0 AWG	70 mm ² Class 5	1.49	1.16	3.24				Black	13	1.41	1.10
YSR3125FXLTCKITC			1/0 AWG G,H,I,K,M DLO (275/24) 1/0 AWG	50 mm ²	1.49	1.04	3.33				Pink	12	1.41	1.00

† Provided with 2 heat shrink tubings. One will overlap the other; install the smaller first and larger over it.

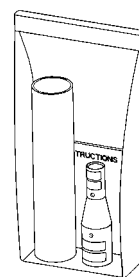
Separate Installation Tooling Chart follows.

TYPE YSR-TC (Continued)

HYREDUCER™ In-Line Standard Barrel Reducer
Splice Kits with Inspection Window

Connector with Clear Heat Shrink Kit

Clear heat shrink UL224 VW1 Listed. Passes TELCORDIA GR-347-CORE
Abrasion and Cut Test up to 750 kcmil Class B code cable; contact factory for
750 flex cable applications.



← Plastic Bag/Kit

Clear Heat Shrink Kit Catalog Number	Wire Size				Connector								Wire Strip Length	
	Barrel A		Barrel B		Dimensions			Color Code		Die Index		Barrel A	Barrel B	
	AWG	mm ²	AWG	mm ²	Barrel A	Barrel B	L	Barrel A	Barrel B	Barrel A	Barrel B			
YSR312CFXLTCKITC	350 kcmil Code	185 mm ² Class 2	#2 AWG G,H,I,K,M DLO (150/24)	35 mm ²	1.49	0.82	3.37	Red	Brown	10	1.41	0.78		
YSR314CFXLTCKITC †			#4 AWG G,H,I,K,M DLO (105/24)	-	1.49	0.74	3.43		Gray		18	8	1.41	0.71
YSR316CFXLTCKITC †			#6 AWG G,H,I,K,M DLO (61/24)	16 mm ²	1.49	0.73	3.58		Blue		7	1.41	0.70	
YSR32FX29FXLTCKITC	300 kcmil G,H,I,K,M DLO (91/24)	185 mm ² Class 2	250 kcmil Flex 4/0 AWG G,H,I,K, DLO (550/24)	120 mm ²	1.57	1.44	3.50	Red	Yellow	19 or L80	1.48	1.38		
YSR32FX28FXLTCKITC			4/0 AWG G,H,I,K,M DLO (550/24)	120 mm ²	1.57	1.43	3.46		Purple		15	1.48	1.36	
YSR29FX28LTCKITC	250 kcmil Flex 4/0 AWG G,H,I,K,M DLO (550/24)	120 mm ²	4/0 AWG Code	-	1.44	1.30	3.00	Yellow	Purple	16	1.38	1.24		
YSR29FX25FXLTCKITC			1/0 AWG G,H,I,K,M DLO (275/24)	50 mm ²	1.44	1.04	3.10		Pink		12	1.38	1.00	
YSR29FX2CFXLTCKITC			#2 AWG G,H,I,K,M DLO (150/24)	35 mm ²	1.44	0.82	3.13		Brown		10	1.38	0.78	
YSR2825FXLTCKITC	4/0 AWG Code	-	1/0 AWG G,H,I,K,M DLO (275/24)	50 mm ²	1.30	1.04	2.66	Purple	Pink	15	1.24	1.00		
YSR282CFXLTCKITC			#2 AWG G,H,I,K,M DLO (150/24)	35 mm ²	1.30	0.82	2.70		Brown		10	1.24	0.78	
YSR284CFXLTCKITC †			#4 AWG G,H,I,K,M DLO (105/24)	-	1.30	0.74	2.69		Gray		8	1.24	0.71	
YSR286CFXLTCKITC †			#6 AWG G,H,I,K,M DLO (61/24)	16 mm ²	1.30	0.73	2.99		Blue		7	1.24	0.70	

† Provided with 2 heat shrink tubings. One will overlap the other; install the smaller first and larger over it.

Separate Installation Tooling Chart follows.

Compression Connections

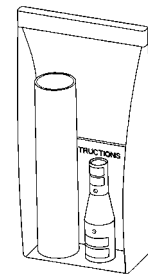
Copper — Code / Flex — Reducing Splice Kit
Standard Barrel — with Inspection Window

TYPE YSR-TC (Continued)

HYREDUCER™ In-Line Standard Barrel Reducer
Splice Kits with Inspection Window

Connector with Clear Heat Shrink Kit

Clear heat shrink UL224 VW1 Listed. Passes TELCORDIA GR-347-CORE
Abrasion and Cut Test up to 750 kcmil Class B code cable; contact factory for
750 flex cable applications.



← Plastic Bag/Kit

Clear Heat Shrink Kit Catalog Number	Wire Size				Connector							Wire Strip Length	
	Barrel A		Barrel B		Dimensions			Color Code		Die Index		Barrel A	Barrel B
	AWG	mm ²	AWG	mm ²	Barrel A	Barrel B	L	Barrel A	Barrel B	Barrel A	Barrel B		
YSR28FX28LTCKITC	4/0 AWG G,H,I,K,M DLO (550/24) 4/0 AWG	120 mm ²	4/0 AWG Code	-	1.43	1.27	3.00	Purple	Purple	15	15	1.36	1.24
YSR28FX26FXLTCKITC			2/0 AWG G,H,I,K,M DLO (325/24) 2/0 AWG	70 mm ² Class 5	1.43	1.13	2.94		Black		13	1.36	1.19
YSR28FX25FXLTCKITC			1/0 AWG G,H,I,K,M DLO (275/24) 1/0 AWG	50 mm ²	1.43	1.02	3.07		Pink		12	1.36	1.00
YSR28FX2CFXLTCKITC			#2 AWG G,H,I,K,M DLO (150/24) #2 AWG	35 mm ²	1.43	0.79	3.11		Brown		10	1.36	0.78
YSR28FX4CFXLTCKITC †			#4 AWG G,H,I,K,M DLO (105/24)	-	1.43	0.74	3.10		Gray		8	1.36	0.71
YSR26FX25FXLTCKITC	2/0 AWG G,H,I,K,M DLO (325/24) 2/0 AWG	70 mm ²	1/0 AWG G,H,I,K,M DLO (275/24) 1/0 AWG	50 mm ²	1.16	1.04	2.36	Black	Pink	13	12	1.10	1.00
YSR26FX2CFXLTCKITC			#2 AWG G,H,I,K,M DLO (150/24) #2 AWG	35 mm ²	1.16	0.82	2.41		Brown		10	1.10	0.78
YSR26FX4CFXLTCKITC †			#4 AWG G,H,I,K,M DLO (105/24)	-	1.16	0.74	2.47	Black	Gray	13	8	1.10	0.71
YSR26FX6CFXLTCKITC †			#6 AWG G,H,I,K,M DLO (61/24) #6 AWG	16 mm ²	1.16	0.73	2.71		Blue		7	1.10	0.70
YSR25FX2CFXLTCKITC	1/0 AWG G,H,I,K,M DLO (275/24) 1/0 AWG	50 mm ²	#2 AWG G,H,I,K,M DLO (150/24) #2 AWG	35 mm ²	1.04	0.82	2.12	Pink	Brown	12	10	1.00	0.76
YSR25FX4CFXLTCKITC †			#4 AWG G,H,I,K,M DLO (105/24)	-	1.04	0.74	2.18		Gray		8	1.00	0.62
YSR25FX6CFXLTCKITC †			#6 AWG G,H,I,K,M DLO (61/24) #6 AWG	16 mm ²	1.04	0.63	2.42		Blue		7	1.00	0.61

† Provided with 2 heat shrink tubings. One will overlap the other; install the smaller first and larger over it.

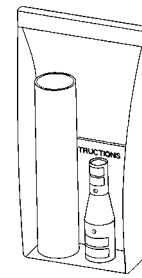
Separate Installation Tooling Chart follows.

TYPE YSR-TC (Continued)

HYREDUCER™ In-Line Standard Barrel Reducer
Splice Kits with Inspection Window

Connector with Clear Heat Shrink Kit

Clear heat shrink UL224 VW1 Listed.Passes TELCORDIA GR-347-CORE
Abrasion and Cut Test up to 750 kcmil Class B code cable; contact factory for
750 flex cable applications.



← Plastic Bag/Kit

Clear Heat Shrink Kit Catalog Number	Wire Size				Connector								Wire Strip Length	
	Barrel A		Barrel B		Dimensions			Color Code		Die Index		Barrel A	Barrel B	
	AWG	mm ²	AWG	mm ²	Barrel A	Barrel B	L	Barrel A	Barrel B	Barrel A	Barrel B			
YSR25FX8CFXLTKITC †	1/0 AWG G,H,I,K,M DLO (275/24) 1/0 AWG	50 mm ²	#8 AWG G,H,I,K,M DLO (37/24) #8 AWG #6 Sol #8 Sol	10 mm ² Str.-Flex	1.04	0.73	2.31	Pink	Red	12	49	1.01	.60	
YSR2CFX4CFXLTKITC	#2 AWG G,H,I,K,M DLO (150/24) #2 AWG	35 mm ²	#4 AWG G,H,I,K,M DLO (105/24)	-	0.82	0.74	1.79	Brown	Gray	10	8	0.78	0.63	
YSR2CFX6CFXLTKITC			#6 AWG G,H,I,K,M DLO (61/24) #6 AWG	16 mm ²	0.82	0.73	1.96		Blue		7	0.78	0.61	
YSR2CFX8CFXLTKITC			#8 AWG G,H,I,K,M DLO (37/24) #8 AWG #6 Sol #8 Sol	10 mm ²	0.82	0.60	1.79		Red		49	0.78	0.60	
YSR4CFX6CFXLTKITC	#4 AWG G,H,I,K,M DLO (105/24) #4 AWG	-	#6 AWG G,H,I,K,M DLO (61/24) #6 AWG	16 mm ²	0.74	0.73	1.67	Gray	Blue	8	7	0.71	0.61	
YSR4CFX8CFXLTKITC			#8 AWG G,H,I,K,M DLO (37/24) #8 AWG #6 Sol #8 Sol	10 mm ²	0.74	0.60	1.50		Red		49	0.71	0.60	
YSR4CFX10CLTKITC			#14 - #10 AWG I,K,M DLO (27/24)	6 mm ² Str. or 2.5 mm ² Flex	0.74	0.66	1.66		—		—	0.71	0.65	
YSR6CFX8CFXLTKITC	#6 AWG G,H,I,K,M DLO (61/24) #6 AWG	16 mm ²	#8 AWG G,H,I,K,M DLO (37/24) #8 AWG #6 Sol #8 Sol	10 mm ²	0.73	0.60	1.37	Blue	Red	7	49	0.70	0.57	
YSR6CFX10CLTKITC			#14 - #10 AWG I,K,M DLO (27/24)	6 mm ² Str. or 2.5 mm ² Flex	0.73	0.66	1.53		—		—	0.70	0.63	
YSR6CFX14CLTKITC			#14 - #10 AWG I,K,M DLO (27/24)	6 mm ² Str. or 2.5 mm ² Flex	0.73	0.66	1.53		—		—	.70	.63	

† Provided with 2 heat shrink tubings. One will overlap the other; install the smaller first and larger over it.

Separate Installation Tooling Chart follows.

Compression Connections

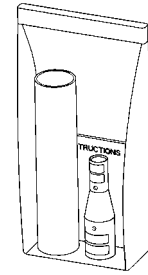
Copper — Code / Flex — Reducing Splice Kit
Standard Barrel — with Inspection Window

TYPE YSR-TC (Continued)

HYREDUCER™ In-Line Standard Barrel Reducer
Splice Kits with Inspection Window

Connector with Clear Heat Shrink Kit

Clear heat shrink UL224 VW1 Listed. Passes TELCORDIA GR-347-CORE
Abrasion and Cut Test up to 750 kcmil Class B code cable; contact factory for
750 flex cable applications.



← Plastic Bag/Kit

Clear Heat Shrink Kit Catalog Number	Wire Size				Connector						Wire Strip Length		
	Barrel A		Barrel B		Dimensions			Color Code		Die Index		Barrel A	Barrel B
	AWG	mm ²	AWG	mm ²	Barrel A	Barrel B	L	Barrel A	Barrel B	Barrel A	Barrel B		
YSR8CFX10CLTCKITC	#8 AWG G,H,I,K,M DLO (37/24)	10 mm ²	#14 - #10 AWG I,K,M DLO (27/24)	6 mm ² Str. or 2.5 mm ² Flex	0.57	0.66	1.41	Red	—	49	—	0.57	0.63
YSR8CFX14CLTCKITC	#8 AWG #6 Sol #8 Sol		#14 - #10 AWG I,K,M DLO (27/24)	6 mm ² Str. or 2.5 mm ² Flex	0.57	0.66	1.41		—		—	0.57	0.63
YSR10CFX12CLTCKITC	#10 - #14 AWG I,K,M DLO (27/24)	6 mm ² Str. or 2.5 mm ² Flex	#14 - #10 AWG I,K,M #12 AWG Sol #10 AWG Sol DLO (27/24)	6 mm ² Str. or 2.5 mm ² Flex	0.66	0.66	1.45	—	—	—	—	0.63	0.63
YSR10CFX14CLTCKITC			#14 - #10 AWG I,K,M DLO (27/24)	6 mm ² Str. or 2.5 mm ² Flex	0.66	0.66	1.45		—		—	0.63	0.63

† Provided with 2 heat shrink tubings. One will overlap the other; install the smaller first and larger over it.

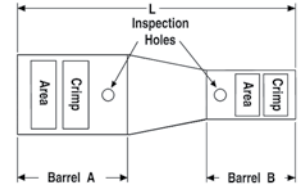
Separate Installation Tooling Chart follows.

TYPE YSR-TC (Continued)

INSTALLATION TOOLING CHART Standard Barrel with Inspection Window

Connector with Clear Heat Shrink Kit

Clear heat shrink UL224 VW1 Listed.
Passes TELCORDIA GR-347-CORE Abrasion and
Cut Test up to 750 kcmil Class B code cable; contact
factory for 750 flex cable applications.



Clear Heat Shrink Kit Catalog Number	Wire Size				Connector				Installation Tooling												
	Barrel A		Barrel B		Color Code		Die Index		Hydraulic 750, 35, 46 Series		Hydraulic 500 Series		Mechanical OUR840, MD734		Dieless 644 Series, MY2911, MRC840						
	AWG	mm ²	AWG	mm ²	Barrel A	Barrel B	Barrel A	Barrel B	Barrel A	Barrel B	Barrel A	Barrel B	Barrel A	Barrel B	Barrel A	Barrel B					
YSR44FX39LTCKITC	750 kcmil G,H DLO 777 (1925/24)	500 mm ² Class 5	750 kcmil Code	-	Yellow	Black	24	L115	U44XRT (2)	U39RT (2) P39RT (2)	-	-	-	-	-	644 Series (1)					
YSR44FX38FLTCKITC			500 kcmil H,I,K 550 kcmil G,H,I DLO 535 (1325/24)	300 mm ²		Pink	L99			U38XRT (2)	-	-	-	-	-	-	-	-	-	644 Series (1)	
YSR44FX34LTCKITC			500 kcmil Code	240 mm ²		Brown	20			U34RT (2)	W34VT (2) W34RT (2)	W34RT (2)	-	-	-	-	-	-	-	644 Series (1)	
YSR44FX34FLTCKITC			350 kcmil G,H,I,K,M DLO 373 (925/24)	240 mm ²		Blue	19 or L80			U32RT (2)	W32VT (2) W32RT (2)	W32VT (2)	-	-	-	-	-	-	-	-	644 Series (1)
YSR44FX31LTCKITC			350 kcmil Code	185 mm ²		Red	18			U31RT (2)	W31VT (2) W31RT (2)	W31VT (2)	-	-	-	-	-	-	-	-	644 Series (1)
YSR44FX30LTCKITC			300 kcmil Code	150 mm ²		White	17 or 298			U30RT (2)	W30VT (2) W30RT (2)	W30VT (2)	-	-	-	-	-	-	-	-	644 Series (1)
YSR44FX29LTCKITC †			250 kcmil Code	-		Yellow	16			U29RT (1)	W29VT (2) W29RT (2) X29RT (4)	W29VT (2) X29RT (4)	-	-	-	-	-	-	-	-	644 Series (1)
YSR44FX29FLTCKITC †			250 kcmil Flex 4/0 AWG G,H,I,K,M DLO (550/24)	120 mm ²		Yellow	16			U29RT (1)	W29VT (2) W29RT (2) X29RT (4)	W29VT (2) X29RT (4)	-	-	-	-	-	-	-	-	644 Series (1)
YSR44FX28LTCKITC			4/0 AWG Code	-		Purple	15			U28RT (1)	W28VT (2) W28RT (2) X28RT (3)	W28VT (2) X28RT (3)	-	-	-	-	-	-	-	-	MY2911 (1) MRC840 (2) 644 Series (1)
YSR44FX28FLTCKITC †			4/0 AWG G,H,I,K,M DLO (550/24) 4/0 AWG	120 mm ²		Purple	15			U28RT (1)	W28VT (2) W28RT (2) X28RT (4)	W28VT (2) W28RT (2) X28RT (4)	-	-	-	-	-	-	-	-	MY2911 (1) MRC840 (2) 644 Series (1)
YSR3939LTCKITC	750 kcmil Code	-	750 kcmil Code	-	Black	Black	24	24	U39RT (2) P39RT (2)	U39RT (2) P39RT (2)	-	-	-	-	-	644 Series (1)					
YSR3938FLTCKITC			500 kcmil H,I,K 550 kcmil G,H,I DLO 535 (1325/24)	300 mm ²		Pink	L99			U38XRT (2)	-	-	-	-	-	-	-	-	-	644 Series (1)	
YSR3934LTCKITC			500 kcmil Code	240 mm ²		Brown	20			U34RT (2)	W34VT (2) W34RT (2)	W34VT (2)	-	-	-	-	-	-	-	644 Series (1)	
YSR3934FLTCKITC			250 kcmil G,H	240 mm ²		Blue	19 or L80			U32RT (2)	W32VT (2) W32RT (2)	W32VT (2)	-	-	-	-	-	-	-	-	644 Series (1)
YSR3931LTCKITC			350 kcmil Code	185 mm ²		Red	18			U31RT (2)	W31VT (2) W31RT (2)	W31VT (2)	-	-	-	-	-	-	-	-	644 Series (1)
YSR3930LTCKITC			300 kcmil Code	150 mm ²		White	17 or 298			U30RT (2)	W30VT (2) W30RT (2)	W30VT (2)	-	-	-	-	-	-	-	-	644 Series (1)
YSR3929LTCKITC			250 kcmil Code	-		Yellow	16			U29RT (1)	W29VT (2) W29RT (2) X29RT (4)	W29VT (2) X29RT (4)	-	-	-	-	-	-	-	-	644 Series (1)
YSR3929FLTCKITC †			250 kcmil Flex 4/0 AWG G,H,I,K,M DLO (550/24)	120 mm ²		Yellow	16			U29RT (1)	W29VT (2) W29RT (2) X29RT (4)	W29VT (2) X29RT (4)	-	-	-	-	-	-	-	-	644 Series (1)
YSR3928LTCKITC †			4/0 AWG Code	-		Purple	15			U28RT (1)	W28VT (2) W28RT (2) X28RT (3)	W28VT (2) X28RT (3)	-	-	-	-	-	-	-	-	MY2911 (1) MRC840 (2) 644 Series (1)
YSR3928FLTCKITC †			4/0 AWG G,H,I,K,M DLO (550/24) 4/0 AWG	120 mm ²		Purple	15			U28RT (1)	W28VT (2) W28RT (2) X28RT (4)	W28VT (2) W28RT (2) X28RT (4)	-	-	-	-	-	-	-	-	MY2911 (1) MRC840 (2) 644 Series (1)

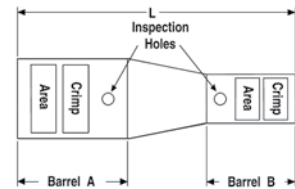
† Provided with 2 heat shrink tubings. One will overlap the other; install the smaller first and larger over it. * 46 Series require the PUADP1 adapter for U-Dies.

TYPE YSR-TC (Continued)

INSTALLATION TOOLING CHART Standard Barrel with Inspection Window

Connector with Clear Heat Shrink Kit

Clear heat shrink UL224 VW1 Listed.
Passes TELCORDIA GR-347-CORE Abrasion and
Cut Test up to 750 kcmil Class B code cable; contact
factory for 750 flex cable applications.



Clear Heat Shrink Kit Catalog Number	Wire Size				Connector				Installation Tooling												
	Barrel A		Barrel B		Color Code		Die Index		Hydraulic 750, 35, 46 ⁺ Series		Hydraulic 500 Series		Mechanical OUR840, MD734		Dieless 644 Series, MY2911, MRC840						
	AWG	mm ²	AWG	mm ²	Barrel A	Barrel B	Barrel A	Barrel B	Barrel A	Barrel B	Barrel A	Barrel B	Barrel A	Barrel B	Barrel A	Barrel B					
YSR38FX34LTCKITC	500 kcmil H,I,K 550 kcmil G,H,J DLO 535 (1325/24)	300 mm ²	500 kcmil Code	240 mm ²	Pink	Brown	L99	20	U38XRT (2)	U34RT (2)	-	W34VT (2) W34RT (2)	-	W34VT (2)	644 Series (1)	644 Series (1)					
YSR38FX34FXLTCKITC			350 kcmil G,H,I,K,M DLO 373 (925/24)	240 mm ²								Blue					19 or L80	U32RT (2)	W32VT (2) W32RT (2)	W32VT (2)	644 Series (1)
YSR38FX31LTCKITC			350 kcmil Code	185 mm ²								Red					18	U31RT (2)	W31VT (2) W31RT (2)	W31VT (2)	644 Series (1)
YSR38FX30LTCKITC			300 kcmil Code	150 mm ²								White					17 or 298	U30RT (2)	W30VT (2) W30RT (2)	W30VT (2)	644 Series (1)
YSR38FX29LTCKITC †			250 kcmil Code	-								Yellow					16	U29RT (1)	W29VT (2) W29RT (2) X29RT (4)	W29VT (2) X29RT (4)	644 Series (1)
YSR38FX29FXLTCKITC †			250 kcmil Flex 4/0 AWG G,H,I,K,M DLO (550/24)	120 mm ²								Yellow					16	U29RT (1)	W29VT (2) W29RT (2) X29RT (4)	W29VT (2) X29RT (4)	644 Series (1)
YSR38FX28FXLTCKITC †			4/0 AWG G,H,I,K,M DLO (550/24) 4/0 AWG	120 mm ²								Purple					15	U28RT (1)	W28VT (2) W28RT (2) X28RT (4)	W28VT (2) W28RT (2) X28RT (4)	MY2911 (1) MRC840 (2) 644 Series (1)
YSR38FX28LTCKITC †			4/0 AWG Code	-								Purple					15	U28RT (1)	W28VT (2) W28RT (2) X28RT (3)	W28VT (2) W28RT (2) X28RT (3)	MY2911 (1) MRC840 (2) 644 Series (1)
YSR38FX26FXLTCKITC †			2/0 AWG G,H,I,K,M DLO (325/24) 2/0 AWG	70 mm ² Class 5								Black					13	U26RT (1)	W26VT (2) W26RT (2) X26RT (2)	W26VT (2) W26RT (2) X26RT (2)	MY2911 (1) 644 Series (1)
YSR3434FXLTCKITC	500 kcmil Code	240 mm ²	350 kcmil G,H,I,K,M DLO 373 (925/24)	240 mm ²	Brown	Blue	20	19 or L80	U34RT (2) U31ART (2)	U32RT (2)	-	W32VT (2) W32RT (2)	-	W32VT (2)	644 Series (1)	644 Series (1)					
YSR3431LTCKITC			350 kcmil Code	185 mm ²								Red					18	U31RT (2)	W31VT (2) W31RT (2)	W31VT (2)	644 Series (1)
YSR3429FXLTCKITC			250 kcmil Flex 4/0 AWG G,H,I,K,M DLO (550/24)	120 mm ²								Yellow					16	U29RT (1)	W29VT (2) W29RT (2) X29RT (4)	W29VT (2) X29RT (4)	644 Series (1)
YSR3428LTCKITC			4/0 AWG Code	-								Purple					15	U28RT (1)	W28VT (2) W28RT (2) X28RT (3)	W28VT (2) W28RT (2) X28RT (3)	644 Series (1)
YSR3426FXLTCKITC †			2/0 AWG G,H,I,K,M DLO (325/24) 2/0 AWG	70 mm ² Class 5								Black					13	U26RT (1)	W26VT (2) W26RT (2) X26RT (2)	W26VT (2) W26RT (2) X26RT (2)	MY2911 (1) 644 Series (1)
YSR3425FXLTCKITC †			1/0 AWG G,H,I,K,M DLO (275/24) 1/0 AWG	50 mm ²								Pink					12	U25RT (1)	W25VT (2) W25RT (2) X25RT (2)	W25VT (2) W25RT (2) X25RT (2)	MY2911 (1) 644 Series (1)

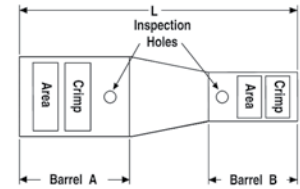
† Provided with 2 heat shrink tubings. One will overlap the other; install the smaller first and larger over it. * 46 Series require the PUADP1 adapter for U-Dies.

TYPE YSR-TC (Continued)

INSTALLATION TOOLING CHART Standard Barrel with Inspection Window

Connector with Clear Heat Shrink Kit

Clear heat shrink UL224 VW1 Listed.
Passes TELCORDIA GR-347-CORE Abrasion and
Cut Test up to 750 kcmil Class B code cable; contact
factory for 750 flex cable applications.



Clear Heat Shrink Kit Catalog Number	Wire Size				Connector				Installation Tooling												
	Barrel A		Barrel B		Color Code		Die Index		Hydraulic 750, 35, 46* Series		Hydraulic 500 Series		Mechanical OUR840, MD734		Dieless 644 Series, MY2911, MRC840						
	AWG	mm ²	AWG	mm ²	Barrel A	Barrel B	Barrel A	Barrel B	Barrel A	Barrel B	Barrel A	Barrel B	Barrel A	Barrel B	Barrel A	Barrel B					
YSR34FX31LTCKITC	350 kcmil G,H,I,K,M DLO 373 (925/24)	240 mm ²	350 kcmil Code	185 mm ²	Blue	Black	19 or L80	18	U32RT (2)	U31RT (2)	W31VT (2) W31RT (2)	W31VT (2)	W31VT (2)	644 Series (1)		644 Series (1)					
YSR34FX29FXLTCKITC			250 kcmil Flex 4/0 AWG G,H,I,K, DLO (550/24)	120 mm ²													16	U29RT (1)	W29VT (2) W29RT (2) X29RT (4)	W29VT (2) X29RT (4)	644 Series (1)
YSR34FX28FXLTCKITC			4/0 AWG G,H,I,K,M DLO (550/24) 4/0 AWG	120 mm ²													15	U28RT (1)	W28VT (2) W28RT (2) X28RT (3)	W28VT (2) W28RT (2) X28RT (2)	MY2911 (1) 644 Series (1)
YSR34FX28LTCKITC			4/0 AWG Code	-													15	U28RT (1)	W28VT (2) W28RT (2) X28RT (3)	W28VT (2) W28RT (2) X28RT (2)	MY2911 (1) MRC840 (2) 644 Series (1)
YSR34FX26FXLTCKITC			2/0 AWG G,H,I,K,M DLO (325/24) 2/0 AWG	70 mm ² Class 5													13	U26RT (1)	W26VT (2) W26RT (2) X26RT (2)	W26VT (2) W26RT (2) X26RT (2)	MY2911 (1) 644 Series (1)
YSR34FX25FXLTCKITC			1/0 AWG G,H,I,K,M DLO (275/24) 1/0 AWG	50 mm ²													12	U25RT (1)	W25VT (2) W25RT (2) X25RT (2)	W25VT (2) W25RT (2) X25RT (2)	MY2911 (1) 644 Series (1)
YSR34FX2CFXLTCKITC			#2 AWG G,H,I,K,M DLO (150/24) #2 AWG	35 mm ²													10	U2CRT (1)	W2CVT (1) W2CRT (1) X2CRT (1)	W2CVT (1) W2CRT (1) X2CRT (1)	YIMRTC (2) MY2911 (1) 644 Series (1)
YSR34FX4CFXLTCKITC †			#4 AWG G,H,I,K,M DLO (105/24)	-													8	U4CRT (1)	W4CVT (1) W4CRT (1) X4CRT (1)	W4CVT (1) W4CRT (1) X4CRT (1)	YIMRTC (2) MY2911 (1) 644 Series (1)
YSR34FX6CFXLTCKITC †			#6 AWG G,H,I,K,M DLO (61/24) #6 AWG	16 mm ²													7	U5CRT (1)	W5CVT (1) W5CRT (1) X5CRT (1)	W5CVT (1) W5CRT (1) X5CRT (1)	YIMRTC (1) MY2911 (1) 644 Series (1)
YSR3129FXLTCKITC	350 kcmil Code	185 mm ² Class 2	250 kcmil Flex 4/0 AWG G,H,I,K, DLO (550/24)	120 mm ²	Red		18	U31RT (2)	U29RT (1)	W31VT (2) W31RT (2)	W31VT (2)	W31VT (2)	644 Series (1)		644 Series (1)						
YSR3128FXLTCKITC			4/0 AWG G,H,I,K,M DLO (550/24) 4/0 AWG	120 mm ²												15	U28RT (1)	W28VT (2) W28RT (2) X28RT (4)	W28VT (2) W28RT (2) X28RT (4)	MY2911 (1) MRC840 (2) 644 Series (1)	
YSR3128LTCKITC	350 kcmil Code	185 mm ² Class 2	4/0 AWG Code	-	Red		18	U31RT (2)	U28RT (1)	W31VT (2) W31RT (2)	W31VT (2)	W31VT (2)	644 Series (1)		644 Series (1)						
YSR3126FXLTCKITC			2/0 AWG G,H,I,K,M DLO (325/24) 2/0 AWG	70 mm ² Class 5												13	U26RT (1)	W26VT (2) W26RT (2) X26RT (2)	W26VT (2) W26RT (2) X26RT (2)	MY2911 (1) 644 Series (1)	
YSR3125FXLTCKITC			1/0 AWG G,H,I,K,M DLO (275/24) 1/0 AWG	50 mm ²												12	U25RT (1)	W25VT (2) W25RT (2) X25RT (2)	W25VT (2) W25RT (2) X25RT (2)	MY2911 (1) 644 Series (1)	
YSR312CFXLTCKITC			#2 AWG G,H,I,K,M DLO (150/24) #2 AWG	35 mm ²												10	U2CRT (1)	W2CVT (1) W2CRT (1) X2CRT (1)	W2CVT (1) W2CRT (1) X2CRT (1)	YIMRTC (2) MY2911 (1) 644 Series (1)	
YSR314CFXLTCKITC †			#4 AWG G,H,I,K,M DLO (105/24)	-												8	U4CRT (1)	W4CVT (1) W4CRT (1) X4CRT (1)	W4CVT (1) W4CRT (1) X4CRT (1)	YIMRTC (2) MY2911 (1) 644 Series (1)	
YSR316CFXLTCKITC †			#6 AWG G,H,I,K,M DLO (61/24) #6 AWG	16 mm ²												7	U5CRT (1)	W5CVT (1) W5CRT (1) X5CRT (1)	W5CVT (1) W5CRT (1) X5CRT (1)	YIMRTC (1) MY2911 (1) 644 Series (1)	

† Provided with 2 heat shrink tubings. One will overlap the other; install the smaller first and larger over it. * 46 Series require the PUADP1 adapter for U-Dies.

Compression Connections

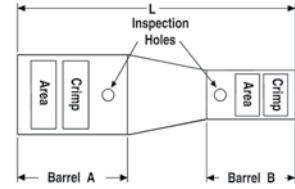
Copper — Code / Flex — Reducing Splice Kit
Standard Barrel — with Inspection Window

TYPE YSR-TC (Continued)

INSTALLATION TOOLING CHART Standard Barrel with Inspection Window

Connector with Clear Heat Shrink Kit

Clear heat shrink UL224 VW1 Listed.
Passes TELCORDIA GR-347-CORE Abrasion and
Cut Test up to 750 kcmil Class B code cable; contact
factory for 750 flex cable applications.



Clear Heat Shrink Kit Catalog Number	Wire Size				Connector				Installation Tooling													
	Barrel A		Barrel B		Color Code		Die Index		Hydraulic 750, 35, 46* Series		Hydraulic 500 Series		Mechanical OUR840, MD734		Dieless 644 Series, MY2911, MRC840							
	AWG	mm ²	AWG	mm ²	Barrel A	Barrel B	Barrel A	Barrel B	Barrel A	Barrel B	Barrel A	Barrel B	Barrel A	Barrel B	Barrel A	Barrel B						
YSR32FX29FXLTCKITC	300 kcmil G,H,I,K,M DLO (91/24)	185 mm ² Class 2	250 kcmil Flex 4/0 AWG G,H,I,K, DLO (550/24)	120 mm ²	Red	Yellow	19 or L80	16	U31RT (2)	U29RT (1)	W31VT (2) W31RT (2)	W29VT (2) W29RT (2) X29RT (4)	W31VT (2)	W29VT (2) X29RT (4)	644 Series (1)	644 Series (1)						
YSR32FX28FXLTCKITC			4/0 AWG G,H,I,K,M DLO (550/24) 4/0 AWG	120 mm ²													Purple	15	U28RT (1)	W28VT (2) W28RT (2) X28RT (3)	W28VT (2) W28RT (2) X28RT (3)	MY2911 (1) 644 Series (1)
YSR29FX28LTCKITC	250 kcmil Flex 5/0 AWG G,H,I,K,M DLO (550/24)	120 mm ²	4/0 AWG Code	-	Yellow	Pink	16	12	U29RT (1)	U28RT (1)	W29VT (2) W29RT (2) X29RT (4)	W28VT (2) W28RT (2) X28RT (3)	W29VT (2) X29RT (4)	W25VT (2) W25RT (2) X25RT (2)	644 Series (1)	MY2911 (1) MRC840 (2) 644 Series (1)						
YSR29FX25FXLTCKITC			1/0 AWG G,H,I,K,M DLO (275/24) 1/0 AWG	50 mm ²													Brown	10	U25RT (1)	W25VT (2) W25RT (2) X25RT (2)	W25VT (2) W25RT (2) X25RT (2)	MY2911 (1) 644 Series (1)
YSR29FX2CFXLTCKITC			#2 AWG G,H,I,K,M DLO (150/24) #2 AWG	35 mm ²													Brown	10	U2CRT (1)	W2CVT (1) W2CRT (1) X2CRT (1)	W2CVT (1) W2CRT (1) X2CRT (1)	YIMRTC (2) MY2911 (1) 644 Series (1)
YSR2825FXLTCKITC	4/0 AWG Code	-	1/0 AWG G,H,I,K,M DLO (275/24) 1/0 AWG	50 mm ²	Purple	Brown	15	10	U28RT (1)	U25RT (1)	W28VT (2) W28RT (2) X28RT (3)	W25VT (2) W25RT (2) X25RT (2)	W28VT (2) W28RT (2) X28RT (3)	W25VT (2) W25RT (2) X25RT (2)	MY2911 (1) MRC840 (2) 644 Series (1)	MY2911 (1) 644 Series (1)						
YSR282CFXLTCKITC			#2 AWG G,H,I,K,M DLO (150/24) #2 AWG	35 mm ²													Gray	8	U4CRT (1)	W4CVT (1) W4CRT (1) X4CRT (1)	W4CVT (1) W4CRT (1) X4CRT (1)	YIMRTC (2) MY2911 (1) 644 Series (1)
YSR284CFXLTCKITC †			#4 AWG G,H,I,K,M DLO (105/24)	-													Blue	7	U5CRT (1)	W5CVT (1) W5CRT (1) X5CRT (1)	W5CVT (1) W5CRT (1) X5CRT (1)	YIMRTC (1) MY2911 (1) 644 Series (1)
YSR286CFXLTCKITC †			#6 AWG G,H,I,K,M DLO (61/24) #6 AWG	16 mm ²													Blue	7	U5CRT (1)	W5CVT (1) W5CRT (1) X5CRT (1)	W5CVT (1) W5CRT (1) X5CRT (1)	YIMRTC (1) MY2911 (1) 644 Series (1)
YSR28FX28LTCKITC	4/0 AWG G,H,I,K,M DLO (550/24) 4/0 AWG	120 mm ²	4/0 AWG Code	-	Purple	Black	15	13	U28RT (1)	U28RT (1)	W28VT (2) W28RT (2) X28RT (3)	W26VT (2) W26RT (2) X26RT (2)	W28VT (2) W28RT (2) X28RT (3)	W26VT (2) W26RT (2) X26RT (2)	MY2911 (1) MRC840 (2) 644 Series (1)	MY2911 (1) 644 Series (1)						
YSR28FX26FXLTCKITC			2/0 AWG G,H,I,K,M DLO (325/24) 2/0 AWG	70 mm ² Class 5													Pink	12	U25RT (1)	W25VT (2) W25RT (2) X25RT (2)	W25VT (2) W25RT (2) X25RT (2)	MY2911 (1) 644 Series (1)
YSR28FX25FXLTCKITC			1/0 AWG G,H,I,K,M DLO (275/24) 1/0 AWG	50 mm ²													Pink	12	U25RT (1)	W25VT (2) W25RT (2) X25RT (2)	W25VT (2) W25RT (2) X25RT (2)	MY2911 (1) 644 Series (1)
YSR28FX2CFXLTCKITC	4/0 AWG Flex or Telco Flex	120 mm ²	#2 AWG G,H,I,K,M DLO (150/24) #2 AWG	35 mm ²	Purple	Brown	15	10	U28RT (1)	U2CRT (1)	W28VT (2) W28RT (2) X28RT (3)	W2CVT (1) W2CRT (1) X2CRT (1)	W28VT (2) W28RT (2) X28RT (3)	W2CVT (1) W2CRT (1) X2CRT (1)	MY2911 (1) MRC840 (2) 644 Series (1)	YIMRTC (2) MY2911 (1) 644 Series (1)						
YSR28FX4CFXLTCKITC †			#4 AWG G,H,I,K,M DLO (105/24)	-													Gray	8	U4CRT (1)	W4CVT (1) W4CRT (1) X4CRT (1)	W4CVT (1) W4CRT (1) X4CRT (1)	YIMRTC (2) MY2911 (1) 644 Series (1)

† Provided with 2 heat shrink tubings. One will overlap the other; install the smaller first and larger over it.

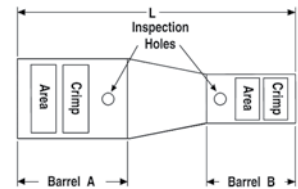
* 46 Series require the PUADP1 adapter for U-Dies.

TYPE YSR-TC (Continued)

INSTALLATION TOOLING CHART Standard Barrel with Inspection Window

Connector with Clear Heat Shrink Kit

Clear heat shrink UL224 VW1 Listed.
Passes TELCORDIA GR-347-CORE Abrasion and
Cut Test up to 750 kcmil Class B code cable; contact
factory for 750 flex cable applications.



Clear Heat Shrink Kit Catalog Number	Wire Size				Connector				Installation Tooling								
	Barrel A		Barrel B		Color Code		Die Index		Hydraulic 750, 35, 46* Series		Hydraulic 500 Series		Mechanical OUR840, MD734		Dieless 644 Series, MY2911, MRC840		
	AWG	mm ²	AWG	mm ²	Barrel A	Barrel B	Barrel A	Barrel B	Barrel A	Barrel B	Barrel A	Barrel B	Barrel A	Barrel B	Barrel A	Barrel B	
YSR26FX25FLTKITC	2/0 AWG G,H,I,K,M DLO (325/24) 2/0 AWG	70 mm ²	1/0 AWG G,H,I,K,M DLO (275/24) 1/0 AWG	50 mm ²	Pink		12	U26RT (1)	U25RT (1)	W25VT (2) W25RT (2) X25RT (2)	W25VT (2) W25RT (2) X25RT (2)	W25VT (2) W25RT (2) X25RT (2)	MY2911 (1) 644 Series (1)				
YSR26FX2CFXLTCKITC			#2 AWG G,H,I,K,M DLO (150/24) #2 AWG	35 mm ²	Black	Brown	13		10	U2CRT (1)	W26VT (2) W26RT (2) X26RT (2)	W26VT (2) W26RT (2) X26RT (2)	W26VT (2) W26RT (2) X26RT (2)	W26VT (1) W26RT (1) X26RT (1)	W26VT (1) W26RT (1) X26RT (1)	MY2911 (1) 644 Series (1)	MY2911 (1) 644 Series (1)
YSR26FX4CFXLTCKITC †			#4 AWG G,H,I,K,M DLO (105/24)	-	Gray					8	U4CRT (1)	W4CVT (1) W4CRT (1) X4CRT (1)	W4CVT (1) W4CRT (1) X4CRT (1)	W4CVT (1) W4CRT (1) X4CRT (1)	W4CVT (1) W4CRT (1) X4CRT (1)	Y1MRTC (2) MY2911 (1) 644 Series (1)	Y1MRTC (2) MY2911 (1) 644 Series (1)
YSR26FX6CFXLTCKITC †			#6 AWG G,H,I,K,M DLO (61/24) #6 AWG	16 mm ²	Blue					7	U5CRT (1)	W5CVT (1) W5CRT (1) X5CRT (1)	W5CVT (1) W5CRT (1) X5CRT (1)	W5CVT (1) W5CRT (1) X5CRT (1)	W5CVT (1) W5CRT (1) X5CRT (1)	Y1MRTC (1) MY2911 (1) 644 Series (1)	Y1MRTC (1) MY2911 (1) 644 Series (1)
YSR25FX2CFXLTCKITC	1/0 AWG G,H,I,K,M DLO (275/24) 1/0 AWG	50 mm ²	#2 AWG G,H,I,K,M DLO (150/24) #2 AWG	35 mm ²	Brown		10	U25RT (1)	U2CRT (1)	W2CVT (1) W2CRT (1) X2CRT (1)	W2CVT (1) W2CRT (1) X2CRT (1)	W2CVT (1) W2CRT (1) X2CRT (1)	MY2911 (1) 644 Series (1)			MY2911 (1) 644 Series (1)	
YSR25FX4CFXLTCKITC †			#4 AWG G,H,I,K,M DLO (105/24)	-	Gray				8	U4CRT (1)	W4CVT (1) W4CRT (1) X4CRT (1)	W4CVT (1) W4CRT (1) X4CRT (1)	W4CVT (1) W4CRT (1) X4CRT (1)	Y1MRTC (2) MY2911 (1) 644 Series (1)	Y1MRTC (2) MY2911 (1) 644 Series (1)		
YSR25FX6CFXLTCKITC †			#6 AWG G,H,I,K,M DLO (61/24) #6 AWG	16 mm ²	Blue					7	U5CRT (1)	W5CVT (1) W5CRT (1) X5CRT (1)	W5CVT (1) W5CRT (1) X5CRT (1)	W5CVT (1) W5CRT (1) X5CRT (1)	MY2911 (1) 644 Series (1)	Y1MRTC (1) MY2911 (1) 644 Series (1)	
YSR25FX8CFXLTCKITC †			#8 AWG G,H,I,K,M DLO (37/24) #8 AWG #6 Sol #8 Sol	10 mm ² Str-Flex	Red					-	U8CRT (1)	W8CVT (1) W8CRT (1) X8CRT (1)	W8CVT (1) W8CRT (1) X8CRT (1)	W8CVT (1) W8CRT (1) X8CRT (1)	Y8MRB1 (1) Y1MRTC (1) MY293 (1) MY2911 (1)	Y8MRB1 (1) Y1MRTC (1) MY293 (1) MY2911 (1)	
YSR2CFX4CFXLTCKITC	#2 AWG G,H,I,K,M DLO (150/24) #2 AWG	35 mm ²	#4 AWG G,H,I,K,M DLO (105/24)	-	Gray		8	U2CRT (1)	U4CRT (1)	W4CVT (1) W4CRT (1) X4CRT (1)	W4CVT (1) W4CRT (1) X4CRT (1)	W4CVT (1) W4CRT (1) X4CRT (1)	Y1MRTC (2) MY2911 (1) 644 Series (1)	Y1MRTC (2) MY2911 (1) 644 Series (1)			
YSR2CFX6CFXLTCKITC			#6 AWG G,H,I,K,M DLO (61/24) #6 AWG	16 mm ²	Blue				7	U5CRT (1)	W5CVT (1) W5CRT (1) X5CRT (1)	W5CVT (1) W5CRT (1) X5CRT (1)	W5CVT (1) W5CRT (1) X5CRT (1)	Y1MRTC (2) MY2911 (1) 644 Series (1)	Y1MRTC (2) MY2911 (1) 644 Series (1)		
YSR2CFX8CFXLTCKITC			#8 AWG G,H,I,K,M DLO (37/24) #8 AWG #6 Sol #8 Sol	10 mm ²	Red					49	U8CRT (1)	W8CVT (1) W8CRT (1) X8CRT (1)	W8CVT (1) W8CRT (1) X8CRT (1)	W8CVT (1) W8CRT (1) X8CRT (1)	Y8MRB1 (1) Y1MRTC (2) MY293 (1) MY2911 (1)	Y8MRB1 (1) Y1MRTC (2) MY293 (1) MY2911 (1)	
YSR4CFX6CFXLTCKITC	#4 AWG G,H,I,K,M DLO (105/24) #4 AWG	-	#6 AWG G,H,I,K,M DLO (61/24) #6 AWG	16 mm ²	Gray	Blue	8	7	U4CRT (1)	U5CRT (1)	W4CVT (1) W4CRT (1) X4CRT (1)	W5CVT (1) W5CRT (1) X5CRT (1)	W4CVT (1) W4CRT (1) X4CRT (1)	W5CVT (1) W5CRT (1) X5CRT (1)	Y1MRTC (2) MY2911 (1) 644 Series (1)	Y1MRTC (1) MY2911 (1) 644 Series (1)	
YSR4CFX8CFXLTCKITC			#8 AWG G,H,I,K,M DLO (37/24) #8 AWG #6 Sol #8 Sol	10 mm ²	Red			49		U8CRT (1)	W8CVT (1) W8CRT (1) X8CRT (1)	W8CVT (1) W8CRT (1) X8CRT (1)	W8CVT (1) W8CRT (1) X8CRT (1)	Y8MRB1 (1) Y1MRTC (2) MY293 (1) MY2911 (1)	Y8MRB1 (1) Y1MRTC (2) MY293 (1) MY2911 (1)		
YSR4CFX10CLTCKITC			#14 - #10 AWG I,K,M DLO (27/24)	6 mm ² Str or 2.5 mm ² Flex	-				-								Y8MRB1 (2) MRC98 (2) Y10D (2)

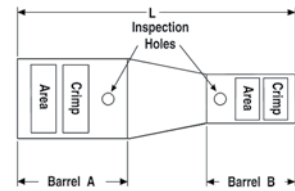
† Provided with 2 heat shrink tubings. One will overlap the other; install the smaller first and larger over it. * 46 Series require the PUADP1 adapter for U-Dies.

TYPE YSR-TC (Continued)

INSTALLATION TOOLING CHART Standard Barrel with Inspection Window

Connector with Clear Heat Shrink Kit

Clear heat shrink UL224 VW1 Listed.
Passes TELCORDIA GR-347-CORE Abrasion and
Cut Test up to 750 kcmil Class B code cable; contact
factory for 750 flex cable applications.



Clear Heat Shrink Kit Catalog Number	Wire Size				Connector				Installation Tooling							
	Barrel A		Barrel B		Color Code		Die Index		Hydraulic 750, 35, 46 [†] Series		Hydraulic 500 Series		Mechanical OUR840, MD734		Dieless 644 Series, MY2911, MRC840	
	AWG	mm ²	AWG	mm ²	Barrel A	Barrel B	Barrel A	Barrel B	Barrel A	Barrel B	Barrel A	Barrel B	Barrel A	Barrel B	Barrel A	Barrel B
YSR6CFX8CFXLTCKITC	#6 AWG G,H,I,K,M DLO (61/24) #6 AWG	16 mm ²	#8 AWG G,H,I,K,M DLO (37/24) #8 AWG #6 Sol #8 Sol	10 mm ²	Red		49		U8CRT (1)		W8CVT (1) W8CRT (1) X8CRT (1)		W8CVT (1) W8CRT (1) X8CRT (1)		Y8MRB1 (1) Y1MRTC (1) MY2931 (1) MY2911 (1)	
YSR6CFX10CLTCKITC			#14 - #10 AWG I,K,M DLO (27/24)	6 mm ² Str. or 2.5 mm ² Flex	Blue		7		U5CRT (1)	-	W5CVT (1) W5CRT (1) X5CRT (1)	-	W5CVT (1) X5CRT (1)	-	Y1MRTC (1) MY2911 (1)	Y8MRB1 (2) MRG98 (2) Y10D (2)
YSR6CFX14CLTCKITC			#14 - #10 AWG I,K,M DLO (27/24)	6 mm ² Str. or 2.5 mm ² Flex												
YSR8CFX10CLTCKITC	#8 AWG G,H,I,K,M DLO (37/24) #8 AWG #6 Sol #8 Sol	10 mm ²	#14 - #10 AWG I,K,M DLO (27/24)	6 mm ² Str. or 2.5 mm ² Flex	Red		49		U8CRT (1)	-	W8CVT (1) W8CRT (1) X8CRT (1)	-	W8CVT (1) W8CRT (1) X8CRT (1)	-	Y8MRB1 (1) Y1MRTC (1) MY2931 (1) MY2911 (1)	Y8MRB1 (2) MRG98 (2) Y10D (2)
YSR8CFX14CLTCKITC			#14 - #10 AWG I,K,M DLO (27/24)	6 mm ² Str. or 2.5 mm ² Flex												Y8MRB1 (2) MRG98 (2) Y10D (2)
YSR10CFX12CLTCKITC	#10 - #14 AWG I,K,M DLO (27/24)	6 mm ² Str. or 2.5 mm ² Flex	#14 - #10 AWG I,K,M #12 AWG Sol #10 AWG Sol DLO (27/24)	6 mm ² Str. or 2.5 mm ² Flex	-		-		-						Y8MRB1 (2) MRG98 (2) Y10D (2)	
YSR10CFX14CLTCKITC			#14 - #10 AWG I,K,M DLO (27/24)	6 mm ² Str. or 2.5 mm ² Flex												Y8MRB1 (2) MRG98 (2) Y10D (2)

† Provided with 2 heat shrink tubings. One will overlap the other; install the smaller first and larger over it. * 46 Series require the PUADP1 adapter for U-Dies.

TYPE YSR-TC

HYREDUCER™ In-Line Reducer Splice Kits Standard Barrel, No Inspection Window

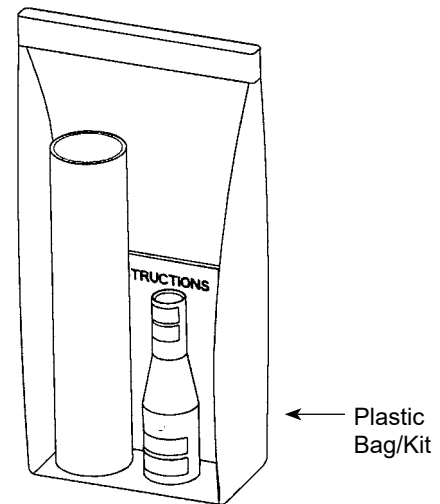
Type YSR-TC reducing splice kits provide for splicing two different cable sizes without inspection holes. The larger conductor is inserted first and butts against the center of the connector where the smaller barrel begins. Constructed from seamless, high conductivity electrolytic copper tubing for maximum conductivity and tin plated to resist corrosion. The YSR-TC family also features the BURNDY® color code system.

Features & Benefits

- Each splice kit includes one YSR-TC compression in-line splice reducer connector and heat shrink
- The YSR-TC type reducing compression splice connector provided in the kit is UL Listed in accordance with UL 486A-486B - Wire Connectors; UL Listed 90°C up to 35kV
- No inspection window for more corrosive environments as the barrel transition is not open
- Designed configurations allow for copper code-to-code wire connections, copper code-to-flex wire connections, and copper flex-to-flex wire connections; see table for more complete details
- Barrel is designed with a taper to accommodate a main run wire that is reduced to a smaller tap wire
- Barrel also provided with an internal chamfer at the wire entry to ensure smooth insertion of the wire, preventing possible damaging of the wire strands during insertion
- Electro-tin plated unless otherwise specified to reduce galvanic corrosion (bimetallic) and resist corrosive elements
- Short/standard length barrel is recommended for installations with limited space requirements and meet the exact UL testing requirements as long barrel connectors so performance of the connection is not compromised
- Connectors clearly marked with color coding
- Can be used in place of H-taps; the in-line design saves space in cable trays and other similar applications

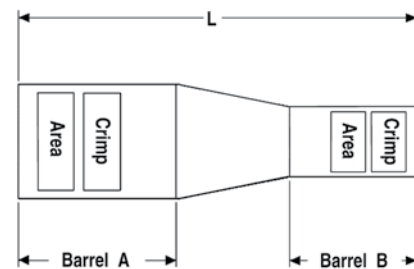
Accessories

- Hardware - Section F
- PENETROX™ Oxide Inhibitor - Section F
- Heat and Cold Shrink Tubing - Section D
- WIREMIKE™ Wire Micrometer - Section F
- Wire Management (Cable Ties) - Section G



Connector with Clear Heat Shrink Kit

Clear heat shrink UL224 VW1 Listed. Passes TELCORDIA GR-347-CORE Abrasion and Cut Test up to 750 kcmil Class B code cable; contact factory for 750 flex cable applications.



Compression Connections

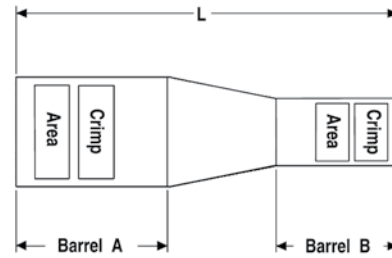
Copper — Code / Flex — Reducing Splice Kit
Standard Barrel — No Inspection Window

TYPE YSR-TC (Continued)

HYREDUCER™ In-Line Standard Barrel Reducer
Splice Kits, No Inspection Window

Connector with Clear Heat Shrink Kit

Clear heat shrink UL224 VW1 Listed. Passes TELCORDIA GR-347-CORE
Abrasion and Cut Test up to 750 kcmil Class B code cable; contact factory for
750 flex cable applications.



Clear Heat Shrink Kit Catalog Number	Wire Size				Connector								Wire Strip Length	
	Barrel A		Barrel B		Dimensions			Color Code		Die Index				
	AWG	mm ²	AWG	mm ²	Barrel A	Barrel B	L	Barrel A	Barrel B	Barrel A	Barrel B	Barrel A	Barrel B	
YSR44FX38FXLKITC	750 kcmil G,H DLO 777 (1925/24)	500 mm ² Class 5	500 kcmil H,I,K 550 kcmil G,H,I DLO 535 (1325/24)	300 mm ²	2.09	1.69	4.61	Yellow	Pink	L115	19 or L80	1.96	1.77	
YSR44FX34FXLKITC			350 kcmil G,H,I,K,M DLO 373 (925/24)	240 mm ²	2.09	1.69	4.91		Blue				1.60	
YSR44FX29FXLKITC †			250 kcmil Flex 4/0 AWG G,H,I,K,M DLO (550/24)	-	2.09	1.44	5.33		Yellow				16	1.38
YSR3938FXLKITC	750 kcmil Code	-	500 kcmil H,I,K 550 kcmil G,H,I DLO 535 (1325/24)	300 mm ²	1.78	1.88	3.79	Black	Pink	24	19 or L80	1.67	1.77	
YSR3934FXLKITC			350 kcmil G,H,I,K,M DLO 373 (925/24)	240 mm ²	1.78	1.69	4.09		Blue				1.60	
YSR3929FXLKITC			250 kcmil Flex 4/0 AWG G,H,I,K,M DLO (550/24)	-	1.78	1.44	4.51		Yellow				16	1.38
YSR38FX34FXLKITC	500 kcmil H,I,K 550 kcmil G,H,I DLO 535 (1325/24)	300 mm ²	350 kcmil G,H,I,K,M DLO 373 (925/24)	240 mm ²	1.88	1.69	4.06	Pink	Blue	L99	19 or L80	1.77	1.60	
YSR38FX29FXLKITC †			250 kcmil Flex 4/0 AWG G,H,I,K,M DLO (550/24)	-	1.88	1.44	4.48		Yellow				16	1.38
YSR3434FXLKITC	500 kcmil Code	240 mm ²	350 kcmil G,H,I,K,M DLO 373 (925/24)	240 mm ²	1.69	1.69	3.51	Brown	Blue	20	19 or L80	1.60	1.60	
YSR3429FXLKITC			250 kcmil Flex 4/0 AWG G,H,I,K,M DLO (550/24)	-	1.69	1.44	3.81		Yellow				16	1.38
YSR34FX29FXLKITC	350 kcmil G,H,I,K,M DLO 373 (925/24)	240 mm ²	250 kcmil Flex 4/0 AWG G,H,I,K,M DLO (550/24)	-	1.69	1.44	3.81	Blue	Yellow	19 or L80	16	1.60	1.38	
YSR3129FXLKITC	350 kcmil Code	185 mm ²	250 kcmil Flex 4/0 AWG G,H,I,K,M DLO (550/24)	-	1.49	1.44	3.13	Red	Yellow	18	16	2.34	2.29	

† Provided with 2 heat shrink tubings. One will overlap the other; install the smaller first and larger over it.

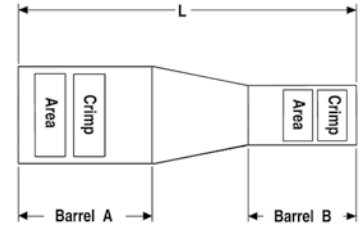
Separate Installation Tooling Chart follows.

TYPE YSR-TC (Continued)

INSTALLATION TOOLING CHART Standard Barrel No Inspection Window

Connector with Clear Heat Shrink Kit

Clear heat shrink UL224 VW1 Listed.
Passes TELCORDIA GR-347-CORE Abrasion and
Cut Test up to 750 kcmil Class B code cable; contact
factory for 750 flex cable applications.



Clear Heat Shrink Kit Catalog Number	Wire Size				Connector				Installation Tooling											
	Barrel A		Barrel B		Color Code		Die Index		Hydraulic		Hydraulic		Mechanical		Dieless					
	AWG	mm ²	AWG	mm ²	Barrel A	Barrel B	Barrel A	Barrel B	750, 35, 46 [†] Series		500 Series		OUR840, MD734		644 Series					
									Barrel A	Barrel B	Barrel A	Barrel B	Barrel A	Barrel B	Barrel A	Barrel B				
YSR44FX38FXLKITC	750 kcmil G,H DLO 777 (1925/24)	500 mm ² Class 5	500 kcmil H,I,K 550 kcmil G,H,I DLO 535 (1325/24)	300 mm ²	Yellow	Pink	L115	19 or L80	U44XRT (2) P44XRT (2)	U34RT (2)	-	W34VT (2) W34RT (2)	-	W34VT (2)	644 Series (1)					
YSR44FX34FXLKITC			350 kcmil G,H,I,K,M DLO 373 (925/24)	240 mm ²												Blue	16	U29RT (2)	W29VT (2) W29RT (2) X29RT (4)	W29VT (2) X29RT (4)
YSR44FX29FXLKITC †			250 kcmil Flex 4/0 AWG G,H,I,K,M DLO (550/24)	-												Yellow	16	U29RT (2)	W29VT (2) W29RT (2) X29RT (4)	W29VT (2) X29RT (4)
YSR3938FXLKITC	750 kcmil Code	-	500 kcmil H,I,K 550 kcmil G,H,I DLO 535 (1325/24)	300 mm ²	Black	Pink	24	19 or L80	U39RT (2) P39RT (2)	U38XRT (2)	-	W32VT (2) W32RT (2)	-	W32VT (2)	644 Series (1)					
YSR3934FXLKITC			350 kcmil G,H,I,K,M DLO 373 (925/24)	240 mm ²												Blue	16	U32RT (2)	W32VT (2) W32RT (2)	W32VT (2)
YSR3929FXLKITC			250 kcmil Flex 4/0 AWG G,H,I,K,M DLO (550/24)	-												Yellow	16	U29RT (2)	W29VT (2) W29RT (2) X29RT (4)	W29VT (2) X29RT (4)
YSR38FX34FXLKITC	500 kcmil H,I,K 550 kcmil G,H,I DLO 535 (1325/24)	300 mm ²	350 kcmil G,H,I,K,M DLO 373 (925/24)	240 mm ²	Pink	Blue	L99	19 or L80	U38XRT (2)	U32RT (2)	-	W32VT (2) W32RT (2)	-	W32VT (2)	644 Series (1)					
YSR38FX29FXLKITC †			250 kcmil Flex 4/0 AWG G,H,I,K,M DLO (550/24)	-												Yellow	16	U29RT (2)	W29VT (2) W29RT (2) X29RT (4)	W29VT (2) X29RT (4)

† Provided with 2 heat shrink tubings. One will overlap the other; install the smaller first and larger over it.

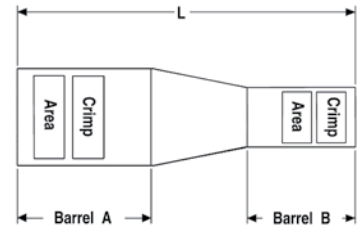
* 46 Series require the PUADP1 adapter for U-Dies.
• P-RT for use in 46 Series tools only.

TYPE YSR-TC (Continued)

INSTALLATION TOOLING CHART Standard Barrel No Inspection Window

Connector with Clear Heat Shrink Kit

Clear heat shrink UL224 VW1 Listed.
Passes TELCORDIA GR-347-CORE Abrasion and
Cut Test up to 750 kcmil Class B code cable; contact
factory for 750 flex cable applications.



Clear Heat Shrink Kit Catalog Number	Wire Size				Connector				Installation Tooling							
	Barrel A		Barrel B		Color Code		Die Index		Hydraulic		Hydraulic		Mechanical		Dieless	
	AWG	mm ²	AWG	mm ²	Barrel A	Barrel B	Barrel A	Barrel B	750, 35, 46* Series		500 Series		OUR840, MD734		644 Series	
									Barrel A	Barrel B	Barrel A	Barrel B	Barrel A	Barrel B	Barrel A	Barrel B
YSR3434FXLKITC	500 kcmil Code	240 mm ²	350 kcmil G,H,I,K,M DLO 373 (925/24)	240 mm ²	Brown	Blue	20	19 or L80	U34RT (2) U31ART (2)	U32RT (2)	W34VT (2) W34RT (2)	W32VT (2) W32RT (2)	W34VT (2)	W32VT (2)	644 Series (1)	
YSR3429FXLKITC			250 kcmil Flex 4/0 AWG G,H,I,K,M DLO (550/24)	-												Yellow
YSR34FX29FXLKITC	350 kcmil G,H,I,K,M DLO 373 (925/24)	240 mm ²	250 kcmil Flex 4/0 AWG G,H,I,K,M DLO (550/24)	-	Blue	Yellow	19 or L80	16	U32RT (2)	U29RT (2)	W32VT (2) W32RT (2)	W29VT (2) W29RT (2) X29RT (4)	W32VT (2)	W29VT (2) X29RT (4)	644 Series (1)	
YSR3129FXLKITC	350 kcmil Code	185 mm ²	250 kcmil Flex 4/0 AWG G,H,I,K,M DLO (550/24)	-	Red	Yellow	18	16	U31RT (2)	U29RT (2)	W31VT (2) W31RT (2)	W29VT (2) W29RT (2) X29RT (4)	W31VT (2)	W29RT (2) X29RT (4)	644 Series (1)	

† Provided with 2 heat shrink tubings. One will overlap the other; install the smaller first and larger over it.

* 46 Series require the PUADP1 adapter for U-Dies.

• P-RT for use in 46 Series tools only.

TYPE YSR-TC

HYREDUCER™ In-Line Long Barrel Reducer Splice Kits for Telecommunications Applications with Inspection Window

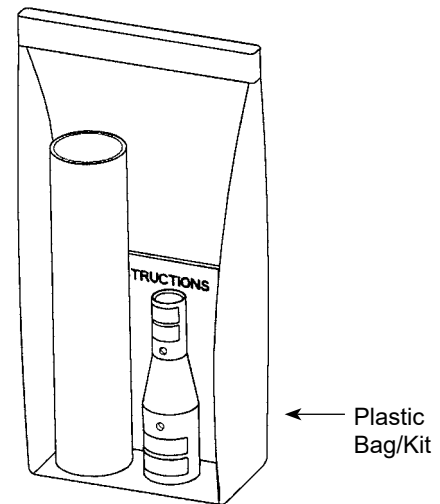
Type YSR-TC reducing splice kits provide for splicing two different cable sizes with inspection holes. The larger conductor is inserted first and butts against the center of the connector where the smaller barrel begins. Constructed from seamless, high conductivity electrolytic copper tubing for maximum conductivity and tin plated to resist corrosion. The YSR-TC family also features the BURNDY® color code system.

Features & Benefits

- Each splice kit includes one YSR-TC compression in-line splice reducer connector and heat shrink
- The YSR-TC type reducing compression splice connector provided in the kit is UL Listed in accordance with UL 486A-486B - Wire Connectors; UL Listed 90°C up to 35kV
- Barrels have 2 inspection windows on each side to allow for visual verification that the wire has been fully inserted prior to crimping the splice
- Designed configurations allow for copper code-to-code wire connections, copper code-to-flex wire connections, and copper flex-to-flex wire connections; see table for more complete details
- Barrel is designed with a taper to accommodate a main run wire that is reduced to a smaller tap wire
- Barrel also provided with an internal chamfer at the wire entry to ensure smooth insertion of the wire, preventing possible damaging of the wire strands during insertion
- Electro-tin plated unless otherwise specified to reduce galvanic corrosion (bimetallic) and resist corrosive elements
- Long barrel allows for an increased number of crimps which will increase the mechanical strength of the connection
- Connectors clearly marked with color coding
- Can be used in place of H-taps; the in-line design saves space in cable trays and other similar applications

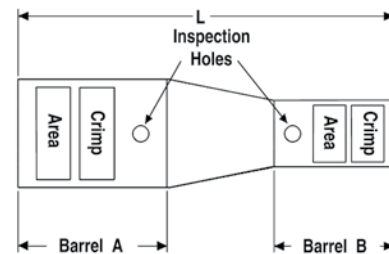
Accessories

- Hardware - Section F
- PENETROX™ Oxide Inhibitor - Section F
- Heat and Cold Shrink Tubing - Section D
- WIREMIKE™ Wire Micrometer - Section F
- Wire Management (Cable Ties) - Section G



Connector with Clear Heat Shrink Kit

Clear heat shrink UL224 VW1 Listed. Passes TELCORDIA GR-347-CORE Abrasion and Cut Test up to 750 kcmil Class B code cable; contact factory for 750 flex cable applications.



Compression Connections

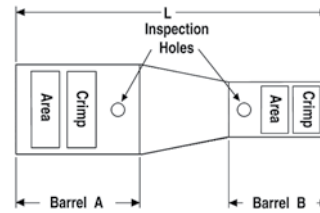
Copper — Code / Flex — Reducing Splice Kit
Long Barrel — with Inspection Window

TYPE YSR-TC (Continued)

HYREDUCER™ In-Line Long Barrel
Reducer Splice Kits, with Inspection Window

Connector with Clear Heat Shrink Kit

Clear heat shrink UL224 VW1 Listed.Passes TELCORDIA GR-347-CORE
Abrasion and Cut Test up to 750 kcmil Class B code cable; contact factory for
750 flex cable applications.



Clear Heat Shrink Kit Catalog Number	Wire Size				Connector								Wire Strip Length	
	Barrel A		Barrel B		Dimensions			Color Code		Die Index			Barrel A	Barrel B
	AWG	mm ²	AWG	mm ²	Barrel A	Barrel B	L	Barrel A	Barrel B	Barrel A	Barrel B			
YSR44FX39TCKITC	750 kcmil G,H DLO 777 (1925/24)	500 mm ² Class 5	750 kcmil Code	-	3.35	2.82	6.69	Yellow	Black	L115	24	3.09	2.71	
YSR44FX34TCKITC			500 kcmil Code	240 mm ²	3.35	2.75	7.23		Brown		20		2.66	
YSR44FX31TCKITC			350 kcmil Code	185 mm ²	3.35	2.51	7.47		Red		18		2.42	
YSR3931TCKITC	750 kcmil Code	-	350 kcmil Code	185 mm ²	2.82	2.51	6.43	Black	Red	24	18	2.71	2.42	
YSR3928TCKITC †			4/0 AWG Code	-	2.82	2.11	6.51		Purple		15		2.05	
YSR38FX31TCKITC	500 kcmil H,I,K 550 kcmil G,H,I DLO 535 (1325/24)	300 mm ²	350 kcmil Code	185 mm ²	3.03	2.51	6.51	Pink	Red	L99	18	2.93	2.47	
YSR38FX28TCKITC			4/0 AWG Code	-	3.03	2.11	6.59		Purple		15		2.05	
YSR3431TCKITC	500 kcmil Code	240 mm ²	350 kcmil Code	185 mm ²	2.75	2.51	5.74	Brown	Red	20	18	2.67	2.42	
YSR3428TCKITC			4/0 AWG Code	-	2.75	2.11	5.82		Purple		15		2.05	
YSR3425FXTCKITC			1/0 AWG G,H,I,K,M DLO (275/24) 1/0 AWG	50 mm ²	2.75	1.66	5.69		Pink		12		1.68	
YSR34FX28TCKITC	350 kcmil G,H,I,K,M DLO 373 (925/24)	240 mm ²	4/0 AWG Code	-	2.75	2.11	5.82	Blue	Purple	19 or L80	15	2.67	2.05	
YSR34FX28FXTCKITC			4/0 AWG G,H,I,K,M DLO (550/24) 4/0 AWG	-	2.75	2.34	5.83		Purple		15		2.27	
YSR34FX25FXTCKITC			1/0 AWG G,H,I,K,M DLO (275/24) 1/0 AWG	50 mm ²	2.75	1.66	5.69		Pink		12		1.61	
YSR3128TCKITC	350 kcmil Code	185 mm ²	4/0 AWG Code	-	2.51	2.11	5.10	Red	Purple	18	15	2.42	2.05	
YSR3125FXTCKITC			1/0 AWG G,H,I,K,M DLO (275/24) 1/0 AWG	50 mm ²	2.51	1.66	4.97		Pink		12		1.61	
YSR312CFXTCKITC			#2 AWG G,H,I,K,M DLO (150/24) #2 AWG	35 mm ²	2.51	1.33	4.91		Brown		10		1.29	

† Provided with 2 heat shrink tubings. One will overlap the other; install the smaller first and larger over it.

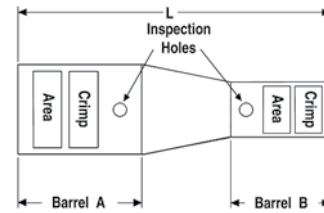
Separate Installation Tooling Chart follows.

TYPE YSR-TC (Continued)

HYREDUCER™ In-Line Long Barrel Reducer Splice Kits
with Inspection Window

Connector with Clear Heat Shrink Kit

Clear heat shrink UL224 VW1 Listed.Passes TELCORDIA GR-347-CORE
Abrasion and Cut Test up to 750 kcmil Class B code cable; contact factory for
750 flex cable applications.



Clear Heat Shrink Kit Catalog Number	Wire Size				Connector								Wire Strip Length	
	Barrel A		Barrel B		Dimensions			Color Code		Die Index		Barrel A	Barrel B	
	AWG	mm ²	AWG	mm ²	Barrel A	Barrel B	L	Barrel A	Barrel B	Barrel A	Barrel B			
YSR32FX29FXTCKITC	300 kcmil G,H,I,K,M DLO 313 (775/24)	185 mm ² Class 2	250 kcmil Flex 4/0 AWG G,H,I,K,M DLO (550/24)	-	2.48	2.34	5.30	Red	Yellow	19 or L80	16	2.40	2.27	
YSR32FX28FXTCKITC			4/0 AWG G,H,I,K,M DLO (550/24) 4/0 AWG	120 mm ²	2.48	2.34	5.28		Purple		15		2.27	
YSR29FX25FXTCKITC	250 kcmil Flex 4/0 AWG G,H,I,K,M DLO (550/24)	-	1/0 AWG G,H,I,K,M DLO (275/24) 1/0 AWG	50 mm ²	2.36	1.66	4.63	Yellow	Pink	16	12	2.29	1.61	
YSR29FX2CFXTCKITC			#2 AWG G,H,I,K,M DLO (150/24) #2 AWG	35 mm ²	2.36	1.33	4.56		Brown		10		1.29	
YSR2825FXTCKITC	4/0 AWG Code	-	1/0 AWG G,H,I,K,M DLO (275/24) 1/0 AWG	50 mm ²	2.11	1.66	4.09	Purple	Pink	15	12	2.06	1.61	
YSR282CFXTCKITC			#2 AWG G,H,I,K,M DLO (150/24) #2 AWG	35 mm ²	2.11	1.33	4.03		Brown		10		1.29	
YSR286CFXTCKITC †			#6 AWG G,H,I,K,M DLO (61/24) #6 AWG	16 mm ²	2.11	1.17	4.25		Blue		7		1.15	
YSR26FX6CFXTCKITC †	2/0 AWG G,H,I,K,M DLO (325/24)	70 mm ²	#6 AWG G,H,I,K,M DLO (61/24) #6 AWG	16 mm ²	1.85	1.85	3.86	Black	Blue	13	7	1.80	1.85	
YSR25FX6CFXTCKITC †	1/0 AWG G,H,I,K,M DLO (275/24) 1/0 AWG	50 mm ²	#6 AWG G,H,I,K,M DLO (61/24) #6 AWG	16 mm ²	1.66	1.17	3.48	Pink	Blue	12	7	1.63	1.24	
YSR2CFX6CFXTCKITC	#2 AWG G,H,I,K,M DLO (150/24) #2 AWG	35 mm ²	#6 AWG G,H,I,K,M DLO (61/24) #6 AWG	16 mm ²	1.33	1.17	2.88	Brown	Blue	10	7	1.30	1.24	
YSR4CFX6CFXTCKITC	#4 AWG G,H,I,K,M DLO (105/24) #4 AWG	-	#6 AWG G,H,I,K,M DLO (61/24) #6 AWG	16 mm ²	1.15	1.17	2.49	Gray	Blue	8	7	1.12	1.24	

† Provided with 2 heat shrink tubings. One will overlap the other; install the smaller first and larger over it.

Separate Installation Tooling Chart follows.

Compression Connections

Copper — Code / Flex — Reducing Splice Kit
Long Barrel — with Inspection Window

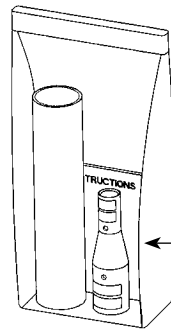
TYPE YSR-TC (Continued)

INSTALLATION TOOLING CHART Long Barrel with Inspection Window

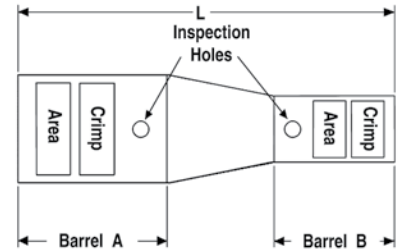
Connector with Clear Heat Shrink Kit

Clear heat shrink UL224 VW1 Listed.

Passes TELCORDIA GR-347-CORE Abrasion and Cut Test up to 750 kcmil Class B code cable; contact factory for 750 flex cable applications.



Plastic Bag/Kit



Clear Heat Shrink Kit Catalog Number	Wire Size				Connector				Installation Tooling								
	Barrel A		Barrel B		Color Code		Die Index		Hydraulic 750, 35, 46" Series		Hydraulic 500 Series		Mechanical OUR840, MD734		Dieless MY2911, MRC840, 644 Series		
	AWG	mm ²	AWG	mm ²	Barrel A	Barrel B	Barrel A	Barrel B	Barrel A	Barrel B	Barrel A	Barrel B	Barrel A	Barrel B	Barrel A	Barrel B	
YSR44FX39TCKITC	750 kcmil G,H DLO 777 (1925/24)	500 mm ² Class 5	750 kcmil Code	-	Yellow	Black	L115	24	U44XRT (4)	U39RT (4) P39RT (4)	-	-	-	644 Series (2)	644 Series (2)		
YSR44FX34TCKITC			500 kcmil Code	240 mm ²		Brown		20		U34RT (4)	-	W34VT (4) W34RT (4)	W31VT (4) W31RT (4)		644 Series (2)	644 Series (2)	
YSR44FX31TCKITC			350 kcmil Code	185 mm ²		Red		18		U31RT (4)	-	W31VT (4) W31RT (4)	W31VT (4) W31RT (4)		644 Series (2)	644 Series (2)	
YSR3931TCKITC	750 kcmil Code	-	350 kcmil Code	185 mm ²	Black	Red	24	18	U39RT (4) P39RT (4)	U31RT (4)	-	W31VT (4) W31RT (4)	W31VT (4)	644 Series (2)	644 Series (2)		
YSR3928TCKITC †			4/0 AWG Code	-		Purple		15		U28RT (2)	-	W28VT (4) W28RT (4) X28RT (6)	W28VT (4) W28RT (4) X28RT (6)		644 Series (2)	MY2911 (2) MRC840 (4) 644 Series (2)	
YSR38FX31TCKITC	500 kcmil H,I,K 550 kcmil G,H,I DLO 535 (1325/24)	300 mm ²	350 kcmil Code	185 mm ²	Pink	Red	L99	18	U38XRT (4)	U31RT (4)	-	W31VT (4) W31RT (4)	W31VT (4)	644 Series (2)	644 Series (2)		
YSR38FX28TCKITC			4/0 AWG Code	-		Purple		15		U28RT (2)	-	W28VT (4) W28RT (4) X28RT (6)	W28VT (4) W28RT (4) X28RT (6)		644 Series (2)	MY2911 (2) MRC840 (4) 644 Series (2)	
YSR3431TCKITC	500 kcmil Code	240 mm ²	350 kcmil Code	185 mm ²	Brown	Red	20	18	U34RT (4) U31ART (4)	U31RT (4)	W34VT (4) W34RT (4)	W31VT (4) W31RT (4)	W31VT (4)	644 Series (2)	644 Series (2)		
YSR3428TCKITC			4/0 AWG Code	-		Purple		15		U28RT (2)		-	W28VT (4) W28RT (4) X28RT (6)		W28VT (4) W28RT (4) X28RT (6)	644 Series (2)	MY2911 (2) MRC840 (4) 644 Series (2)
YSR3425FXTCKITC			1/0 AWG G,H,I,K,M DLO (275/24) 1/0 AWG	50 mm ²		Pink		12		U25RT (2)		-	W25VT (4) W25RT (4) X25RT (4)		W25VT (4) W25RT (4) X25RT (4)	644 Series (2)	MY2911 (2) 644 Series (2)
YSR34FX28TCKITC	350 kcmil G,H,I,K,M DLO 373 (925/24)	240 mm ²	4/0 AWG Code	-	Blue	Purple	19 or L80	15	U32RT (4)	U28RT (2)	W32VT (4) W32RT (4)	-	W28VT (4) W28RT (4) X28RT (4)	644 Series (2)	MY2911 (2) MRC840 (4) 644 Series (2)		
YSR34FX28FXTCKITC			4/0 AWG G,H,I,K,M DLO (550/24) 4/0 AWG	-		Purple		15		U28RT (2)		-	W28VT (4) W28RT (4) X28RT (6)		W28VT (4) W28RT (4) X28RT (4)	644 Series (2)	MY2911 (2) 644 Series (2)
YSR34FX25FXTCKITC			1/0 AWG G,H,I,K,M DLO (275/24) 1/0 AWG	50 mm ²		Pink		12		U25RT (2) U2CABT (2)		-	W25VT (4) W25RT (4) X25RT (4)		W25VT (4) W25RT (4) X25RT (4)	644 Series (2)	MY2911 (2) 644 Series (2)

† Provided with 2 heat shrink tubings. One will overlap the other; install the smaller first and larger over it.

* 46 Series require the PUADP1 adapter for U-Dies.

• P-RT for use in 46 Series tools only.

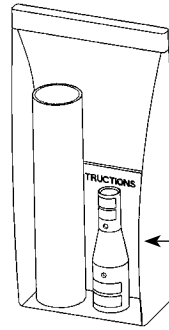
TYPE YSR-TC (Continued)

INSTALLATION TOOLING CHART Long Barrel with Inspection Window

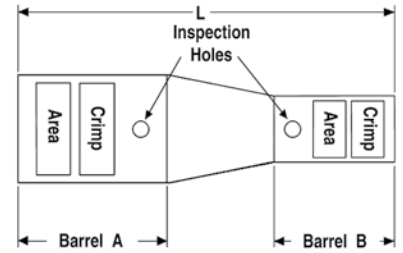
Connector with Clear Heat Shrink Kit

Clear heat shrink UL224 VW1 Listed.

Passes TELCORDIA GR-347-CORE Abrasion and Cut Test up to 750 kcmil Class B code cable; contact factory for 750 flex cable applications.



Plastic Bag/Kit



Clear Heat Shrink Kit Catalog Number	Wire Size				Connector				Installation Tooling							
	Barrel A		Barrel B		Color Code		Die Index		Hydraulic		Hydraulic		Mechanical		Dieless	
	AWG	mm ²	AWG	mm ²	Barrel A	Barrel B	Barrel A	Barrel B	750, 35, 46* Series		500 Series		OUR840, MD734		MY2911, MRC840, 644 Series	
									Barrel A	Barrel B	Barrel A	Barrel B	Barrel A	Barrel B	Barrel A	Barrel B
YSR3128TCKITC			4/0 AWG Code	-	Red	Purple	18	15	U31RT (4)	U28RT (2)	W31VT (4) W31RT (4)	W28VT (4) W28RT (4) X28RT (6)	W31VT (4)	W28VT (4) W28RT (4) X28RT (6)	644 Series (2)	MY2911 (2) MRC840 (4) 644 Series (2)
YSR3125FXTCKITC	350 kcmil Code	185 mm ²	1/0 AWG G,H,I,K,M DLO (275/24) 1/0 AWG	50 mm ²	Red	Pink	18	12	U31RT (4)	U25RT (2)	W31VT (4) W31RT (4)	W25VT (4) W25RT (4) X25RT (4)	W31VT (4)	W25VT (4) W25RT (4) X25RT (4)	644 Series (2)	MY2911 (2) 644 Series (2)
YSR312CFXTCKITC			#2 AWG G,H,I,K,M DLO (150/24) #2 AWG	35 mm ²	Red	Brown	18	10	U31RT (4)	U2CRT (2)	W31VT (4) W31RT (4)	W2CVT (2) W2CRT (2) X2CRT (2)	W31VT (4)	W2CVT (2) W2CRT (2) X2CRT (2)	644 Series (2)	Y1MRTC (4) MY2911 (2) 644 Series (2)
YSR32FX29FXTCKITC	300 kcmil G,H,I,K,M DLO 313 (775/24)	185 mm ² Class 2	250 kcmil Flex 4/0 AWG G,H,I,K,M DLO (550/24)	-	Red	Yellow	19 or L80	16	U31RT (4)	U29RT (4)	W31VT (4) W31RT (4)	W29VT (4) W29RT (4) X29RT (8)	W31VT (4)	W29VT (4) X29RT (8)	644 Series (2)	644 Series (2)
YSR32FX28FXTCKITC			4/0 AWG G,H,I,K,M DLO (550/24) 4/0 AWG	120 mm ²	Red	Purple	19 or L80	15	U31RT (4)	U28RT (2)	W31VT (4) W31RT (4)	W28VT (4) W28RT (4) X28RT (6)	W31VT (4)	W28VT (4) W28RT (4) X28RT (6)	644 Series (2)	MY2911 (2) 644 Series (2)
YSR29FX25FXTCKITC	250 kcmil Flex 4/0 AWG G,H,I,K,M DLO (550/24)	-	1/0 AWG G,H,I,K,M DLO (275/24) 1/0 AWG	50 mm ²	Yellow	Pink	16	12	U29RT (4)	U25RT (4)	W29VT (4) W29RT (4) X29RT (8)	W25VT (4) W25RT (4) X25RT (4)	W29VT (4) X29RT (8)	W25VT (4) W25RT (4) X25RT (4)	644 Series (2)	MY2911 (2) 644 Series (2)
YSR29FX2CFXTCKITC			#2 AWG G,H,I,K,M DLO (150/24) #2 AWG	35 mm ²	Yellow	Brown	16	10	U29RT (4)	U2CRT (2)	W29VT (4) W29RT (4) X29RT (8)	W2CVT (2) W2CRT (2) X2CRT (2)	W29VT (4) X29RT (8)	W2CVT (2) W2CRT (2) X2CRT (2)	644 Series (2)	Y1MRTC (4) MY2911 (2) 644 Series (2)
YSR2825FXTCKITC			1/0 AWG G,H,I,K,M DLO (275/24) 1/0 AWG	50 mm ²	Yellow	Pink	16	12	U29RT (4)	U25RT (2)	W29VT (4) W29RT (4) X29RT (8)	W25VT (4) W25RT (4) X25RT (4)	W29VT (4) X29RT (8)	W25VT (4) W25RT (4) X25RT (4)	644 Series (2)	MY2911 (2) 644 Series (2)
YSR282CFXTCKITC	4/0 AWG Code	-	#2 AWG G,H,I,K,M DLO (150/24) #2 AWG	35 mm ²	Purple	Brown	15	10	U28RT (2)	U2CRT (2)	W28VT (4) W28RT (4) X28RT (6)	W2CVT (2) W2CRT (2) X2CRT (2)	W28VT (4) W28RT (4) X28RT (6)	W2CVT (2) W2CRT (2) X2CRT (2)	MY2911 (2) MRC840 (4) 644 Series (2)	Y1MRTC (4) MY2911 (2) 644 Series (2)
YSR286CFXTCKITC †			#6 AWG G,H,I,K,M DLO (61/24) #6 AWG	16 mm ²	Purple	Blue	15	7	U28RT (2)	U5CRT (2)	W28VT (4) W28RT (4) X28RT (6)	W5CVT (2) W5CRT (2) X5CRT (2)	W28VT (4) W28RT (4) X28RT (6)	W5CVT (2) W5CRT (2) X5CRT (2)	644 Series (2)	Y1MRTC (4) MY2911 (2) 644 Series (2)

† Provided with 2 heat shrink tubings. One will overlap the other; install the smaller first and larger over it.

* 46 Series require the PUADP1 adapter for U-Dies.

• P-RT for use in 46 Series tools only.

Compression Connections

Copper — Code / Flex — Reducing Splice Kit
Long Barrel — with Inspection Window

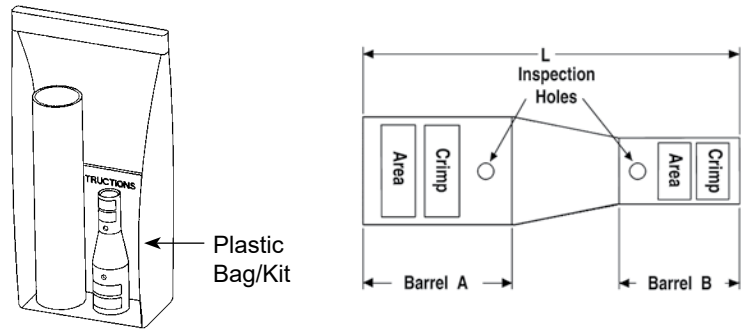
TYPE YSR-TC (Continued)

INSTALLATION TOOLING CHART Long Barrel with Inspection Window

Connector with Clear Heat Shrink Kit

Clear heat shrink UL224 VW1 Listed.

Passes TELCORDIA GR-347-CORE Abrasion and Cut Test up to 750 kcmil Class B code cable; contact factory for 750 flex cable applications.



Clear Heat Shrink Kit Catalog Number	Wire Size				Connector				Installation Tooling							
	Barrel A		Barrel B		Color Code		Die Index		Hydraulic 750, 35, 46 Series		Hydraulic 500 Series		Mechanical OUR840, MD734		Dieless MY2911, MRC840, 644 Series	
	AWG	mm ²	AWG	mm ²	Barrel A	Barrel B	Barrel A	Barrel B	Barrel A	Barrel B	Barrel A	Barrel B	Barrel A	Barrel B	Barrel A	Barrel B
	YSR26FX6CFXTCKITC †	2/0 AWG G,H,I,K,M DLO (325/24)	70 mm ²	#6 AWG G,H,I,K,M DLO (61/24) #6 AWG	16 mm ²	Black	Blue	13	7	U26RT (2)	U5CRT (2)	W26VT (4) W26RT (4) X26RT (4)	W5CVT (2) W5CRT (2) X5CRT (2)	W26VT (4) W26RT (4) X26RT (4)	W5CVT (2) W5CRT (2) X5CRT (2)	MY2911 (2) 644 Series (2)
YSR25FX6CFXTCKITC †	1/0 AWG G,H,I,K,M DLO (275/24) 1/0 AWG	50 mm ²	#6 AWG G,H,I,K,M DLO (61/24) #6 AWG	16 mm ²	Pink	Blue	12	7	U25RT (2)	U5CRT (2)	W25VT (4) W25RT (4) X25RT (4)	W5CVT (2) W5CRT (2) X5CRT (2)	W25VT (4) W25RT (4) X25RT (4)	W5CVT (2) W5CRT (2) X5CRT (2)	MY2911 (2) 644 Series (2)	Y1MRTC (2) MY2911 (2)
YSR2CFX6CFXTCKITC	#2 AWG G,H,I,K,M DLO (150/24) #2 AWG	35 mm ²	#6 AWG G,H,I,K,M DLO (61/24) #6 AWG	16 mm ²	Brown	Blue	10	7	U2CRT (2)	U5CRT (2)	W2CVT (2) W2CRT (2) X2CRT (2)	W5CVT (2) W5CRT (2) X5CRT (2)	W2CVT (2) W2CRT (2) X2CRT (2)	W5CVT (2) W5CRT (2) X5CRT (2)	Y1MRTC (4) MY2911 (2) 644 Series (2)	Y1MRTC (2) MY2911 (2)
YSR4CFX6CFXTCKITC	#4 AWG G,H,I,K,M DLO (105/24) #4 AWG	-	#6 AWG G,H,I,K,M DLO (61/24) #6 AWG	16 mm ²	Gray	Blue	8	7	U4CRT (2)	U5CRT (2)	W4CVT (2) W4CRT (2) X4CRT (2)	W5CVT (2) W5CRT (2) X5CRT (2)	W4CVT (2) W4CRT (2) X4CRT (2)	W5CVT (2) W5CRT (2) X5CRT (2)	Y1MRTC (4) MY2911 (2) 644 Series (2)	Y1MRTC (2) MY2911 (2)

† Provided with 2 heat shrink tubings. One will overlap the other; install the smaller first and larger over it.

* 46 Series require the PUADP1 adapter for U-Dies.

• P-RT for use in 46 Series tools only.

TYPE YSR-TC

HYREDUCER™ In-Line Long Barrel Reducer Splice Kits, No Inspection Window

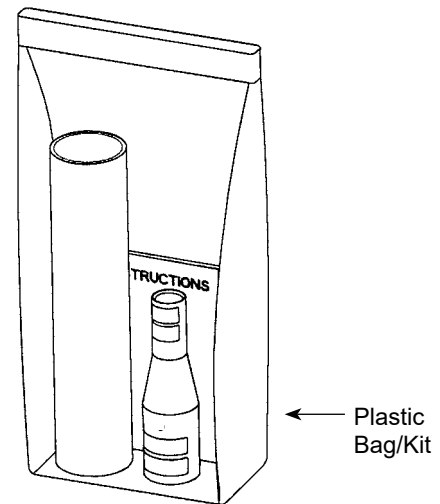
Type YSR-TC reducing splice kits provide for splicing two different cable sizes without inspection holes. The larger conductor is inserted first and butts against the center of the connector where the smaller barrel begins. Constructed from seamless, high conductivity electrolytic copper tubing for maximum conductivity and tin plated to resist corrosion. The YSR-TC family also features the BURNDY® color code system.

Features & Benefits

- Each splice kit includes one YSR-TC compression in-line splice reducer connector and heat shrink
- The YSR-TC type reducing compression splice connector provided in the kit is UL Listed in accordance with UL 486A-486B - Wire Connectors; UL Listed 90°C up to 35kV
- No inspection window for more corrosive environments as the barrel transition is not open
- Designed configurations allow for copper code-to-code wire connections, copper code-to-flex wire connections, and copper flex-to-flex wire connections; see table for more complete details
- Barrel is designed with a taper to accommodate a main run wire that is reduced to a smaller tap wire
- Barrel also provided with an internal chamfer at the wire entry to ensure smooth insertion of the wire, preventing possible damaging of the wire strands during insertion
- Electro-tin plated unless otherwise specified to reduce galvanic corrosion (bimetallic) and resist corrosive elements
- Long barrel allows for an increased number of crimps which will increase the mechanical strength of the connection
- Connectors clearly marked with color coding
- Can be used in place of H-taps; the in-line design saves space in cable trays and other similar applications

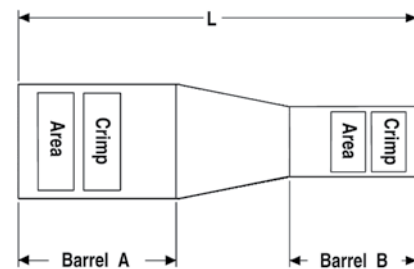
Accessories

- Hardware - Section F
- PENETROX™ Oxide Inhibitor - Section F
- Heat and Cold Shrink Tubing - Section D
- WIREMIKE™ Wire Micrometer - Section F
- Wire Management (Cable Ties) - Section G



Connector with Clear Heat Shrink Kit

Clear heat shrink UL224 VW1 Listed. Passes TELCORDIA GR-347-CORE Abrasion and Cut Test up to 750 kcmil Class B code cable; contact factory for 750 flex cable applications.



Compression Connections

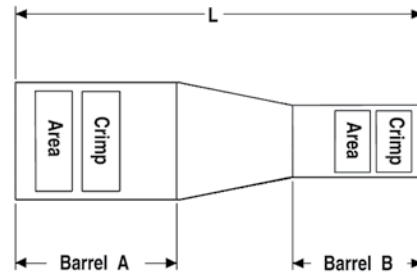
Copper — Code / Flex — Reducing Splice Kit
Long Barrel — No Inspection Window

TYPE YSR-TC (Continued)

HYREDUCER™ In-Line Long Barrel
Reducer Splice Kits, No Inspection Window

Connector with Clear Heat Shrink Kit

Clear heat shrink UL224 VW1 Listed. Passes TELCORDIA GR-347-CORE
Abrasion and Cut Test up to 750 kcmil Class B code cable; contact factory for
750 flex cable applications.



Clear Heat Shrink Kit Catalog Number	Wire Size				Connector								Wire Strip Length	
	Barrel A		Barrel B		Dimensions			Color Code		Die Index				
	AWG	mm ²	AWG	mm ²	Barrel A	Barrel B	L	Barrel A	Barrel B	Barrel A	Barrel B	Barrel A	Barrel B	
YSR44FX38FXKITC	750 kcmil G,H DLO 777 (1925/24)	500 mm ² Class 5	500 kcmil H,I,K 550 kcmil G,H,I DLO 535 (1325/24)	300 mm ²	3.22	2.79	6.64	Yellow	Pink	L99	19 or L80	3.09	2.68	
YSR44FX34FXKITC			350 kcmil G,H,I,K,M DLO 373 (925/24)	240 mm ²	3.22	2.56	6.91		Blue				2.47	
YSR44FX29FXKITC †			350 kcmil Flex 4/0 AWG G,H,I,K,M DLO (550/24)	-	3.22	2.36	7.38		Yellow				16	2.29
YSR3938FXKITC	750 kcmil Code	-	500 kcmil H,I,K 550 kcmil G,H,I DLO 535 (1325/24)	300 mm ²	2.82	2.79	5.74	Black	Pink	24	19 or L80	2.71	2.68	
YSR3934FXKITC			350 kcmil G,H,I,K,M DLO 373 (925/24)	240 mm ²	2.82	2.56	6.00		Blue				2.47	
YSR3929FXKITC †			350 kcmil Flex 4/0 AWG G,H,I,K,M DLO (550/24)	-	2.82	2.36	6.47		Yellow				16	2.29
YSR38FX34FXKITC	500 kcmil H,I,K 550 kcmil G,H,I DLO 535 (1325/24)	300 mm ²	350 kcmil G,H,I,K,M DLO 373 (925/24)	240 mm ²	2.79	2.56	5.83	Pink	Blue	L99	19 or L80	2.68	2.47	
YSR38FX29FXKITC			350 kcmil Flex 4/0 AWG G,H,I,K,M DLO (550/24)	-	2.79	2.36	6.30		Yellow				16	2.29
YSR3434FXKITC	500 kcmil Code	240 mm ²	350 kcmil G,H,I,K,M DLO 373 (925/24)	240 mm ²	2.56	2.56	5.12	Brown	Blue	20	19 or L80	2.47	2.47	
YSR3429FXKITC			350 kcmil Flex 4/0 AWG G,H,I,K,M DLO (550/24)	-	2.56	2.36	5.59		Yellow				16	2.29
YSR34FX29FXKITC	350 kcmil G,H,I,K,M DLO 373 (925/24)	240 mm ²	350 kcmil Flex 4/0 AWG G,H,I,K,M DLO (550/24)	-	2.56	2.36	5.59	Blue	Yellow	19 or L80	16	2.67	2.29	
YSR3129FXKITC	350 kcmil Code	185 mm ²	350 kcmil Flex 4/0 AWG G,H,I,K,M DLO (550/24)	-	2.42	2.36	4.97	Red	Yellow	18	16	2.34	2.29	

† Provided with 2 heat shrink tubings. One will overlap the other; install the smaller first and larger over it.

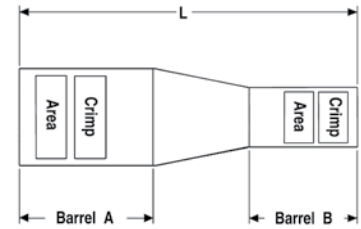
Separate Installation Tooling Chart follows.

TYPE YSR-TC (Continued)

INSTALLATION TOOLING CHART Long Barrel No Inspection Window

Connector with Clear Heat Shrink Kit

Clear heat shrink UL224 VW1 Listed.
Passes TELCORDIA GR-347-CORE Abrasion and Cut
Test up to 750 kcmil Class B code cable; contact factory
for 750 flex cable applications.



Clear Heat Shrink Kit Catalog Number	Wire Size				Connector				Installation Tooling							
	Barrel A		Barrel B		Color Code		Die Index		Hydraulic		Hydraulic		Mechanical		Dieless	
	AWG	mm ²	AWG	mm ²	Barrel A	Barrel B	Barrel A	Barrel B	750, 35, 46* Series		500 Series		OUR840, MD734		644 Series	
									Barrel A	Barrel B	Barrel A	Barrel B	Barrel A	Barrel B	Barrel A	Barrel B
YSR44FX38FXKITC			500 kcmil H,I,K 550 kcmil G,H,I DLO 535 (1325/24)	300 mm ²		Pink	L99	U44XRT (4)	U38XRT (4)							
YSR44FX34FXKITC	750 kcmil G,H DLO 777 (1925/24)	500 mm ² Class 5	350 kcmil G,H,I,K,M DLO 373 (925/24)	240 mm ²	Yellow	Blue	L115 19 or L80	U44XRT (4) +P44XRT (4)	U32RT (4)	-	W32VT (4) W32RT (4)	-	W32VT (4)			644 Series (2)
YSR44FX29FXKITC †			350 kcmil Flex 4/0 AWG G,H,I,K,M DLO (550/24)	-		Yellow	16	U44XRT (4) +P44XRT (4)	U29RT (4)		W29VT (4) W29RT (4) X29RT (8)		W29VT (4) X29RT (8)			
YSR3938FXKITC			500 kcmil H,I,K 550 kcmil G,H,I DLO 535 (1325/24)	300 mm ²		Pink	L99		U38XRT (4)							
YSR3934FXKITC	750 kcmil Code	-	350 kcmil G,H,I,K,M DLO 373 (925/24)	240 mm ²	Black	Blue	24 19 or L80	U39RT (4) P39RT (4)	U32RT (4)	-	W32VT (4) W32RT (4)	-	W32VT (4)			644 Series (2)
YSR3929FXKITC †			350 kcmil Flex 4/0 AWG G,H,I,K,M DLO (550/24)	-		Yellow	16		U29RT (4)		W29VT (4) W29RT (4) X29RT (8)		W29VT (4) X29RT (8)			
YSR38FX34FXKITC	500 kcmil H,I,K 550 kcmil G,H,I DLO 535 (1325/24)	300 mm ²	350 kcmil G,H,I,K,M DLO 373 (925/24)	240 mm ²		Blue	L99 19 or L80	U38XRT (4)	U32RT (4)		W32VT (4) W32RT (4)		W32VT (4)			644 Series (2)
YSR38FX29FXKITC			350 kcmil Flex 4/0 AWG G,H,I,K,M DLO (550/24)	-		Yellow	16		U29RT (4)		W29VT (4) W29RT (4) X29RT (8)		W29VT (4) X29RT (8)			
YSR3434FXKITC	500 kcmil Code	240 mm ²	350 kcmil G,H,I,K,M DLO 373 (925/24)	240 mm ²		Blue	20 19 or L80	U34RT (4) U31ART (4)	U32RT (4)	W34VT (4) W34RT (4)	W32VT (4) W32RT (4)	W34VT (4)	W32VT (4)			644 Series (2)
YSR3429FXKITC			350 kcmil Flex 4/0 AWG G,H,I,K,M DLO (550/24)	-		Yellow	16		U29RT (4)		W29VT (4) W29RT (4) X29RT (8)		W29VT (4) X29RT (8)			
YSR34FX29FXKITC	350 kcmil G,H,I,K,M DLO 373 (925/24)	240 mm ²	350 kcmil Flex 4/0 AWG G,H,I,K,M DLO (550/24)	-	Blue	Yellow	19 or L80 16	U32RT (4)	U29RT (4)	W32VT (4) W32RT (4)	W29VT (4) W29RT (4)	W32VT (4)	W29VT (4) X29RT (8)			644 Series (2)
YSR3129FXKITC	350 kcmil Code	185 mm ²	350 kcmil Flex 4/0 AWG G,H,I,K,M DLO (550/24)	-	Red	Yellow	18 16	U31RT (4)	U29RT (4)	W31VT (4) W31RT (4)	W29VT (4) W29RT (4) X29RT (8)	W31VT (4)	W29VT (4) X29RT (8)			644 Series (2)

† Provided with 2 heat shrink tubings. One will overlap the other; install the smaller first and larger over it.

* 46 Series require the PUADP1 adapter for U-Dies.

• P-RT for use in 46 Series tools only.