

Type 4 Panel Enclosures

Ground-Mount Enclosures Type 4 Double-Door Floor-Standing Data Sheet and Catalog Number



Type 4 Panel Enclosures

Application

- Houses electrical controls and instruments
- Intended for indoor or outdoor use
- Protects against windblown dust and rain, splashing water and hose directed water

Standards

- UL 508A listed, Type 4 and Type 12
- CSA C22.2 No.94 certified, Type 4 and Type 12
- Conforms to NEMA standard for Type 4 and Type 12

Finish

- Wash and phosphate undercoat
- ANSI 61 gray polyester powder finish

Accessories

- Panels
- Leg stabilizer kit
- Touch-up paint
- See Accessories section

Construction

- Enclosure and door are fabricated from (12) gauge steel
- All continuous welded seams are finished smooth
- Doors are secured to the body with removable concealed hinges and easy to remove stainless steel door clamps on three (3) sides
- Modern bevel profile on hinge side of enclosure doors
- Print pocket provided
- Each door has a padlock hasp with sealing hole provision
- Doors have a seamless poured in-place gasket
- Ground stud provided on doors and body
- Removable center post for complete front access
- Heavy gauge angle supports and .375-16 collar studs are provided for mounting optional panel
- Large lifting eye-bolts are supplied
- Mounting legs are provided for floor mounting

Discount Schedule: C2

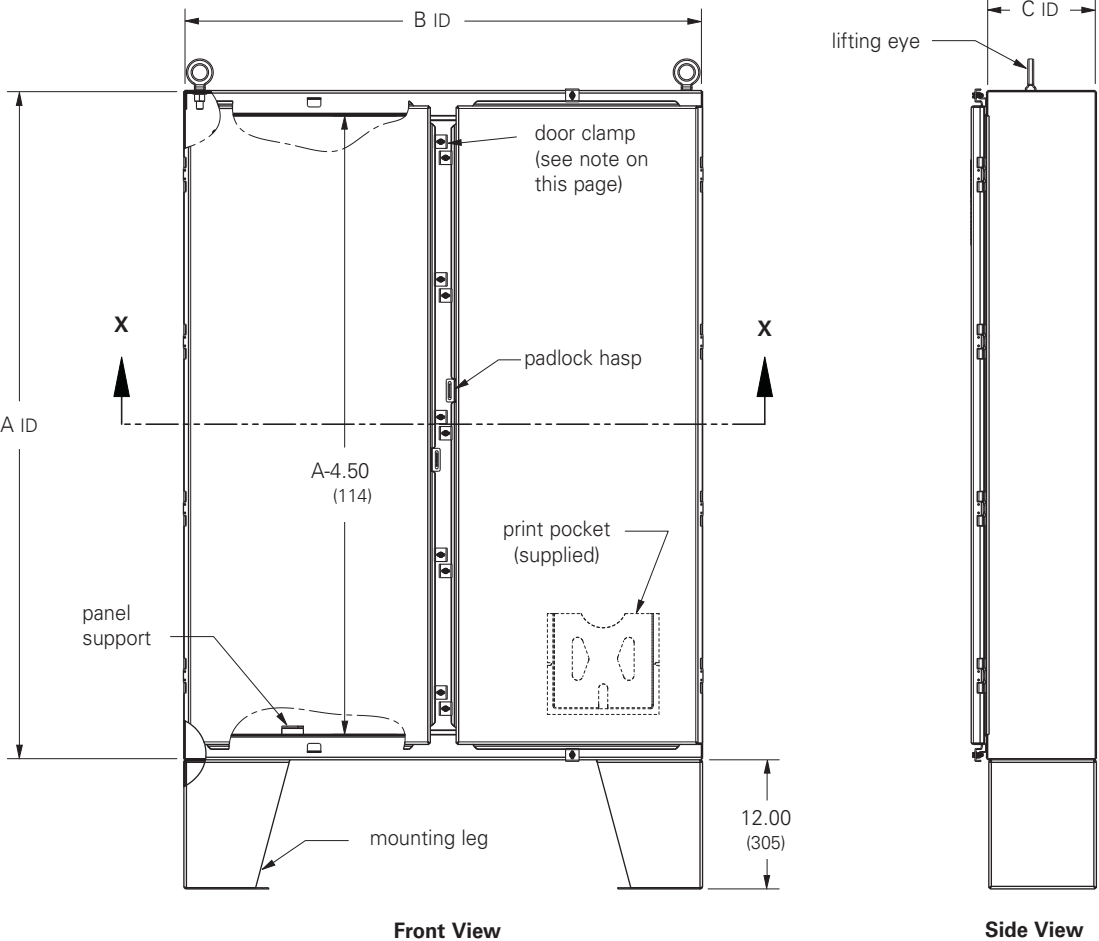
Subclass: D10

Enclosure Catalog Number	Enclosure Size Height x Width x Depth A x B x C		Panel Catalog Number	Panel Size Height x Width	
	in.	mm		in.	mm
624810-4FD	62.00 x 48.00 x 10.00	1575 x 1219 x 254	AW6048P	55.87 x 43.87	1419 x 1114
626012-4FD	62.00 x 60.00 x 12.00	1575 x 1524 x 305	AW6060P	55.87 x 55.87	1419 x 1419
746012-4FD	74.00 x 60.00 x 12.00	1880 x 1524 x 305	AW7260P	67.87 x 55.87	1724 x 1419
747212-4FD	74.00 x 72.00 x 12.00	1880 x 1829 x 305	AW7272P	67.87 x 67.87	1724 x 1724
747224-4FD	74.00 x 72.00 x 24.00	1880 x 1829 x 610	AW7272P	67.87 x 67.87	1724 x 1724

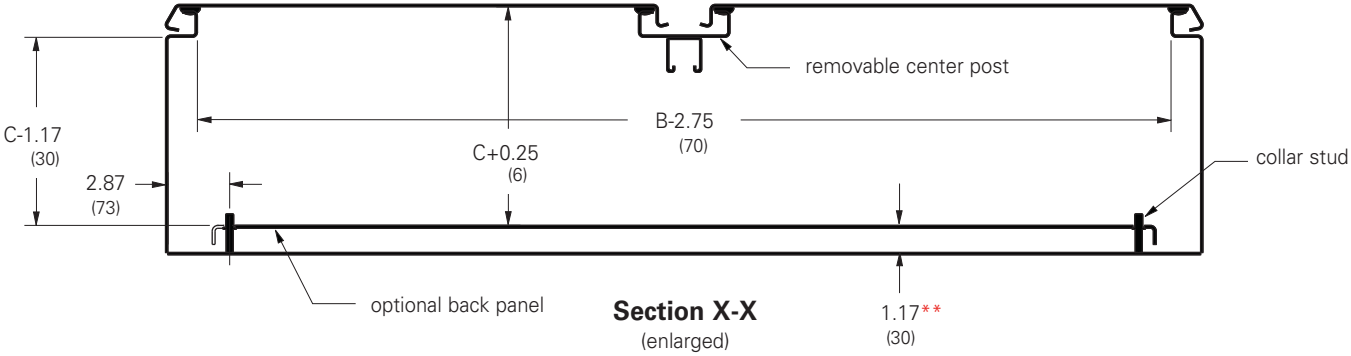
Notes: We can provide special sizes, finishes and other modifications. Consult the factory for your special requirements.

Ground-Mount Enclosures Type 4 Double-Door Floor-Standing Illustration Sheet

ID = Inside Dimension



Type 4 Panel Enclosures



** From top of panel stud flange to inside of enclosure

Notes: Clamps are mounted along three sides of the enclosure door. Spacing between clamps along side opposite the hinge does not exceed 15 inches. Four lifting eyes are furnished when C dimension is 24" (610 mm).
Dimensions are in inches. Millimeters shown are for reference only. Data subject to change without notice.

Type 4 Panel Enclosures

Ground-Mount Enclosures

Type 4 Double-Door Floor-Standing with Quarter-Turn Latches

Data Sheet and Catalog Number



Type 4 Panel Enclosures

Application

- Houses electrical controls and instruments
- Intended for indoor or outdoor use
- Protects against windblown dust and rain, splashing water and hose directed water

Standards

- UL 508A listed, Type 4 and Type 12
- CSA C22.2 No.94 certified, Type 4 and Type 12
- Conforms to NEMA standard for Type 3, Type 4, Type 12

Finish

- Wash and phosphate undercoat
- ANSI 61 gray polyester powder finish

Accessories

- Panels
- Panel Support Kit
- Panel Lifting Kit
- Leg stabilizer kit
- Lights
- Window kits

Construction

- Enclosure body (12) gauge and doors (14) gauge are fabricated from steel
- All continuous welded seams are finished smooth
- Doors are secured to the body with removable concealed hinges and quarter-turn flush latches on three (3) sides
- Modern bevel profile on both sides of enclosure doors
- Doors have a seamless poured in-place gasket
- Removable centerpost for easy panel installation
- Formed lip around enclosure opening diverts liquids and contaminants
- Ground stud provided on doors and body
- Print pocket provided
- Heavy gauge angle supports and .375-16 colar studs are provided for mounting optional panel
- Large lifting eyebolts
- Mounting legs

Discount Schedule: C2

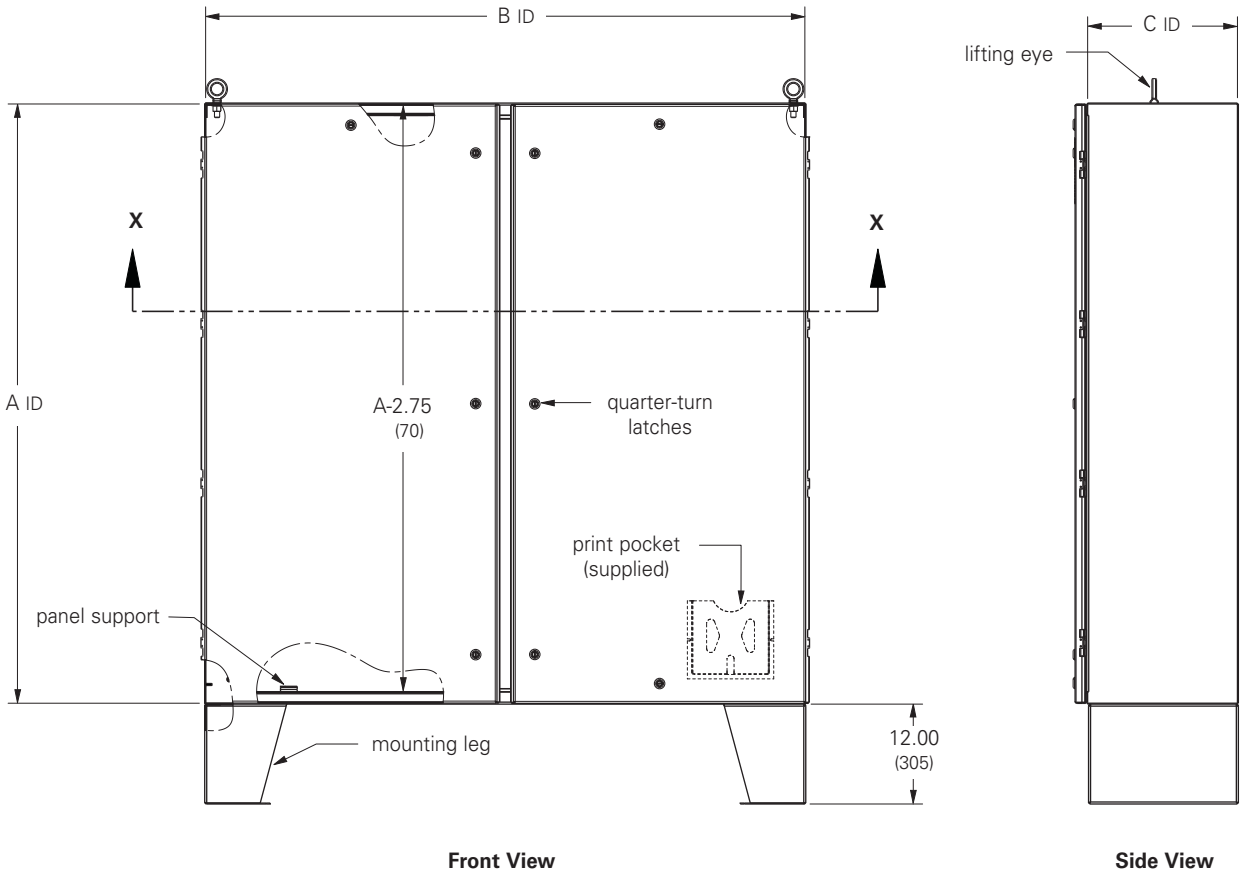
Subclass: DI2

Enclosure Catalog Number	Enclosure Size Height x Width x Depth A x B x C		Panel Catalog Number	Panel Size Height x Width	
	in.	mm		in.	mm
604812-4FDQT	60 x 48 x 12	1524 x 1219 x 305	AW6048P	55.87 x 43.87	1419 x 1114
606012-4FDQT	60 x 60 x 12	1524 x 1524 x 305	AW6060P	55.87 x 55.87	1419 x 1419
726012-4FDQT	72 x 60 x 12	1829 x 1524 x 305	AW7260P	67.87 x 55.87	1724 x 1419
727212-4FDQT	72 x 72 x 12	1829 x 1829 x 305	AW7272P	67.87 x 67.87	1724 x 1724
727224-4FDQT	72 x 72 x 24	1829 x 1829 x 609	AW7272P	67.87 x 67.87	1724 x 1724

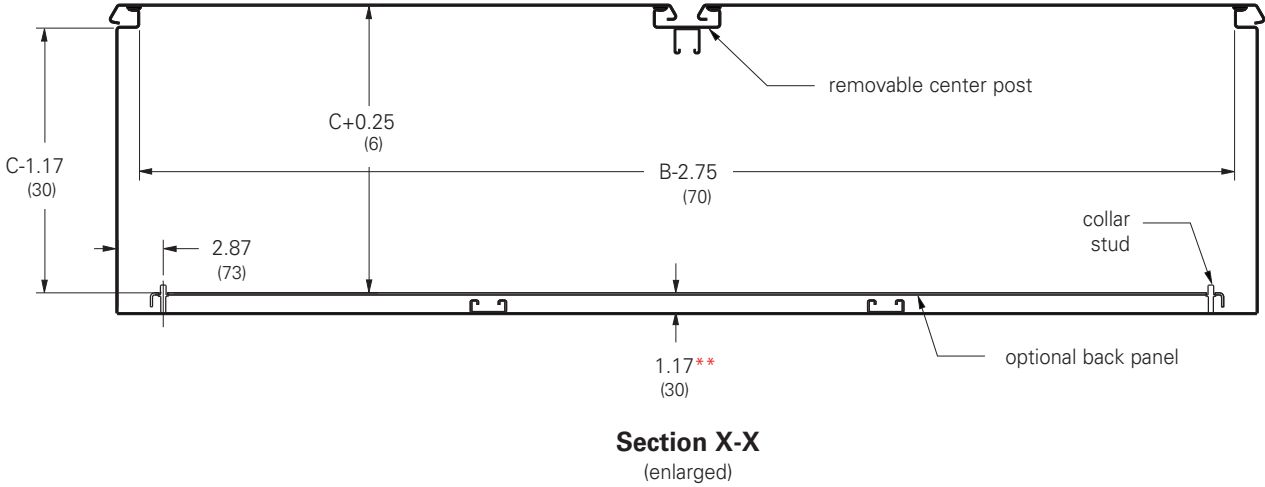
Notes: We can provide special sizes, finishes and other modifications. Consult the factory for your special requirements.

Ground-Mount Enclosures Type 4 Double-Door Floor-Standing with Quarter-Turn Latches Illustration Sheet

ID = Inside Dimension



Type 4 Panel Enclosures



** From top of panel stud flange to inside of enclosure

Notes: Four lifting eyes are furnished when C dimension is 24" (610 mm).
Dimensions are in inches. Millimeters shown are for reference only. Data subject to change without notice.