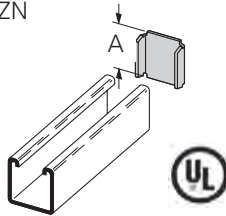


# Insert accessories

## B205, B206, B220 X Type End Caps

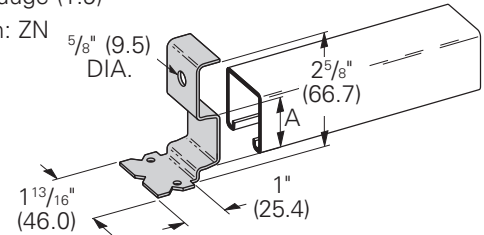
- UL listed for raceway use only
- Material: 12 Gauge (2.6)
- Standard finish: ZN



| Part No.    | Use With | A<br>In. mm                              | Wt./C<br>Lbs. kg |
|-------------|----------|--|------------------|
| <b>B205</b> | B22      | 1 <sup>21</sup> / <sub>32</sub> " (42.0) | 10 (4.5)         |
| <b>B206</b> | B32      | 1 <sup>13</sup> / <sub>32</sub> " (35.7) | 8 (3.6)          |
| <b>B220</b> | B52      | 2 <sup>7</sup> / <sub>32</sub> " (21.4)  | 4 (1.8)          |

## B3322, B3332, B3342, B3352 Y Type End Caps

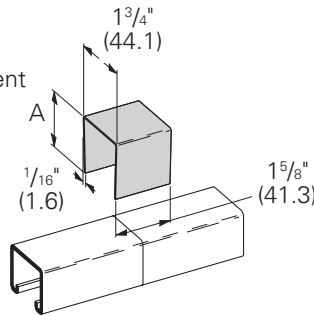
- UL listed for raceway use only
- Material: 14 Gauge (1.9)
- Standard finish: ZN



| Part No.     | Use With | A<br>In. mm  | Wt./C<br>Lbs. kg |
|--------------|----------|--------------|------------------|
| <b>B3322</b> | B22      | 1.270 (32.2) | 15 (6.8)         |
| <b>B3332</b> | B32      | 1.000 (25.4) | 15 (6.8)         |
| <b>B3342</b> | B42      | .645 (16.4)  | 15 (6.8)         |
| <b>B3352</b> | B52      | .460 (11.7)  | 15 (6.8)         |

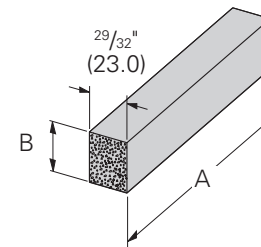
## B380 Joint Splice Plate

- Used at splice points to prevent concrete seepage in long continuous runs of concrete inserts.
- Material: 18 Gauge (1.2)
- Standard finish: GALV



| Part No.       | Use With | A<br>In. mm                             | Wt./C<br>Lbs. kg |
|----------------|----------|---|------------------|
| <b>B380-22</b> | B22      | 1 <sup>5</sup> / <sub>8</sub> " (41.3)  | 11 (5.0)         |
| <b>B380-32</b> | B32      | 1 <sup>3</sup> / <sub>8</sub> " (34.9)  | 10 (4.5)         |
| <b>B380-42</b> | B42      | 1" (25.4)                               | 9 (4.1)          |
| <b>B380-52</b> | B52      | 1 <sup>3</sup> / <sub>16</sub> " (20.6) | 7 (3.2)          |


## B22IFS-B52IFS Styrofoam Filler Strip



| Part No.       | A<br>Ft. mm | B<br>In. mm                            | Wt./C<br>Lbs. kg |
|----------------|-------------|--|------------------|
| <b>B22-IFS</b> | 4' (1219)   | 1 <sup>7</sup> / <sub>32</sub> " (309) | 10 (4.5)         |
| <b>B32-IFS</b> | 4' (1219)   | 1" (254)                               | 9 (4.1)          |
| <b>B52-IFS</b> | 4' (1219)   | 2 <sup>1</sup> / <sub>32</sub> " (167) | 7 (3.2)          |

## Pipe Sleeve Fasteners

- Allows for rigid attachment of pipe sleeves to wall and floor forms for concrete pouring.
- Accommodates Schedule 40, Schedule 80, or 5/16" (8) and smaller wall thickness.
- Simply installed with a hammer.

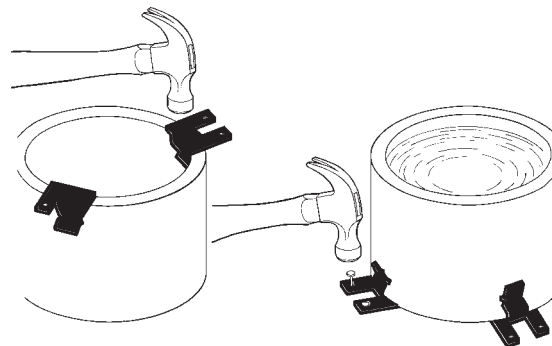


BD40



BE-5-8 & BE-9-12

| Part No.       | Sleeve Diameter | Wall Thickness   |
|----------------|-----------------|------------------|
| <b>BD40</b>    | All Dia.        | 5/16" & under    |
| <b>BE-5-8</b>  | 6"              | Schedule 80 pipe |
| <b>BE-9-12</b> | 9" - 14"        | Schedule 80 pipe |



Reference page 254 for general fitting and standard finish specifications