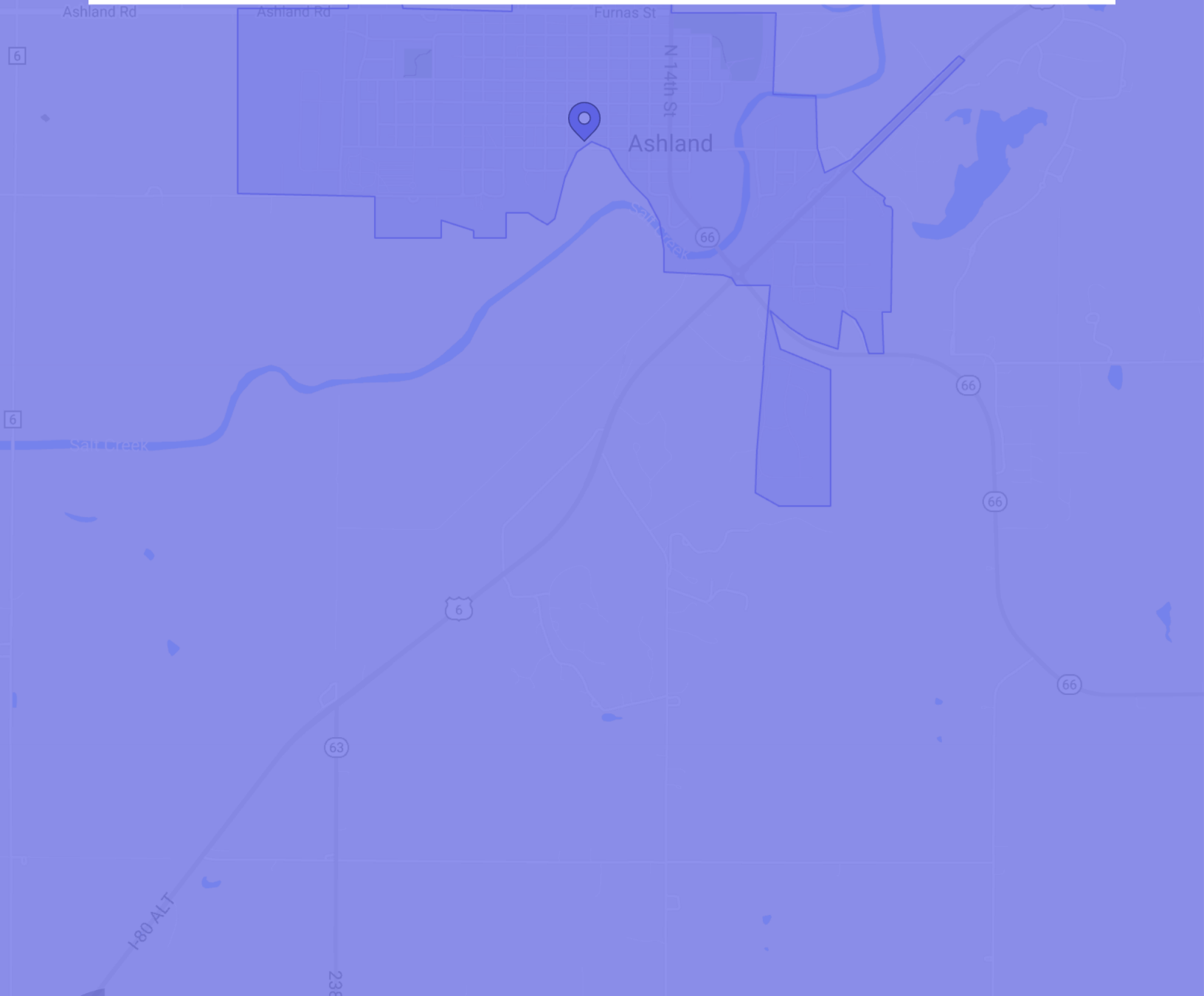


General Overview

Oct 1, 2023 - Mar 31, 2024

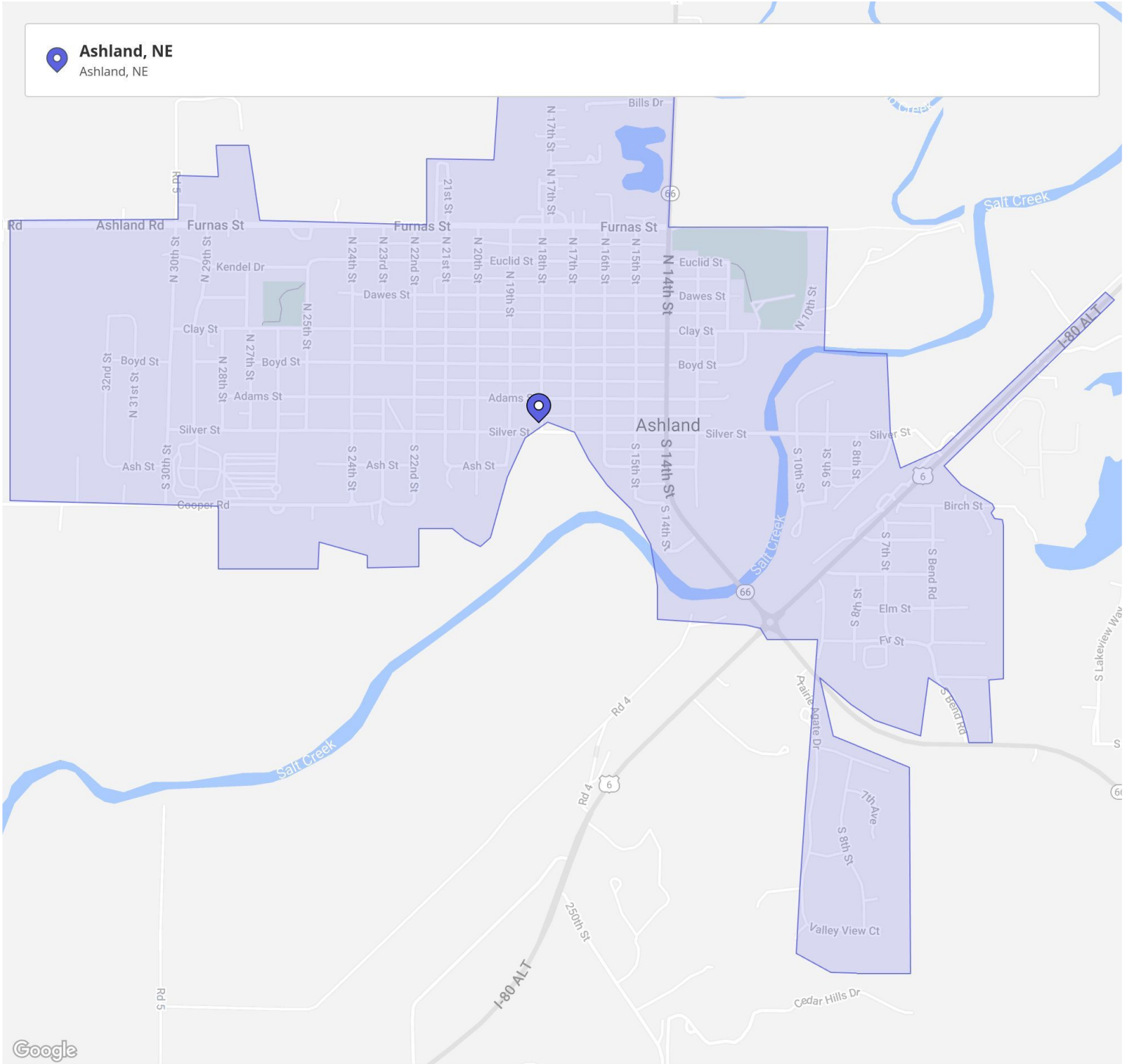
Property:

AN Ashland, NE
Ashland, NE



General Overview

Oct 1, 2023 - Mar 31, 2024



General Overview

Oct 1, 2023 - Mar 31, 2024



Metrics

Ashland, NE
Ashland, NE

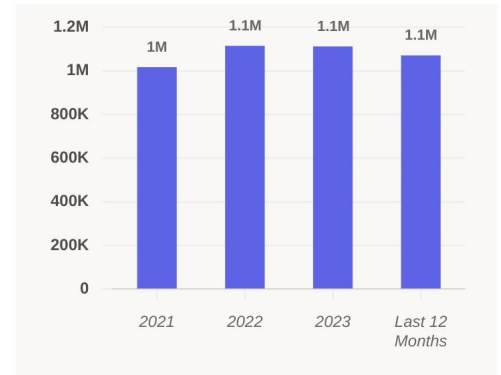
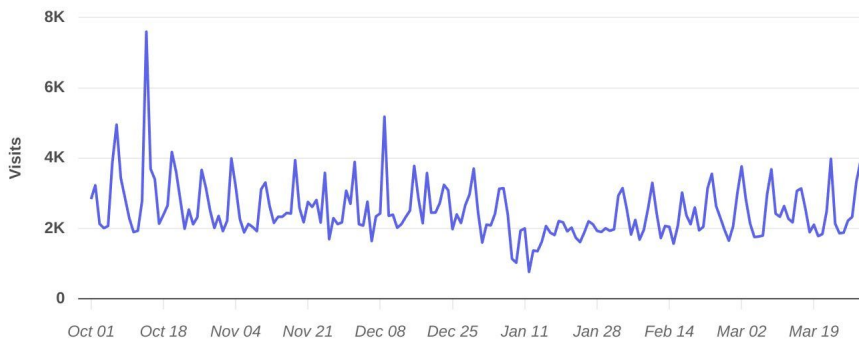
Visits	457.1K	Panel Visits	30.8K
Visitors	126.4K	Visits YoY	-12.1%
Visit Frequency	3.63	Visits Yo2Y	-5.3%
Avg. Dwell Time	217 min	Visits Yo3Y	+4.6%

Oct 1st, 2023 - Mar 31st, 2024
Data provided by Placer Labs Inc. (www.placer.ai)



Visits Trend

Ashland, NE
Ashland, NE



Daily | Visits | Oct 1st, 2023 - Mar 31st, 2024
Data provided by Placer Labs Inc. (www.placer.ai)



General Overview

Oct 1, 2023 - Mar 31, 2024



Audience Overview

Summary

Property	Median Household Income	Bachelor's Degree or Higher	Median Age	Most Common Ethnicity	Persons per Household
Ashland, NE Ashland, NE	\$72.2K	40.2%	33.7	White (75.1%)	2.46
Nebraska	\$72.6K	33.7%	37.3	White (76.6%)	2.48

Oct 1st, 2023 - Mar 31st, 2024 | Data Source: STI: Popstats
Data provided by Placer Labs Inc. (www.placer.ai)

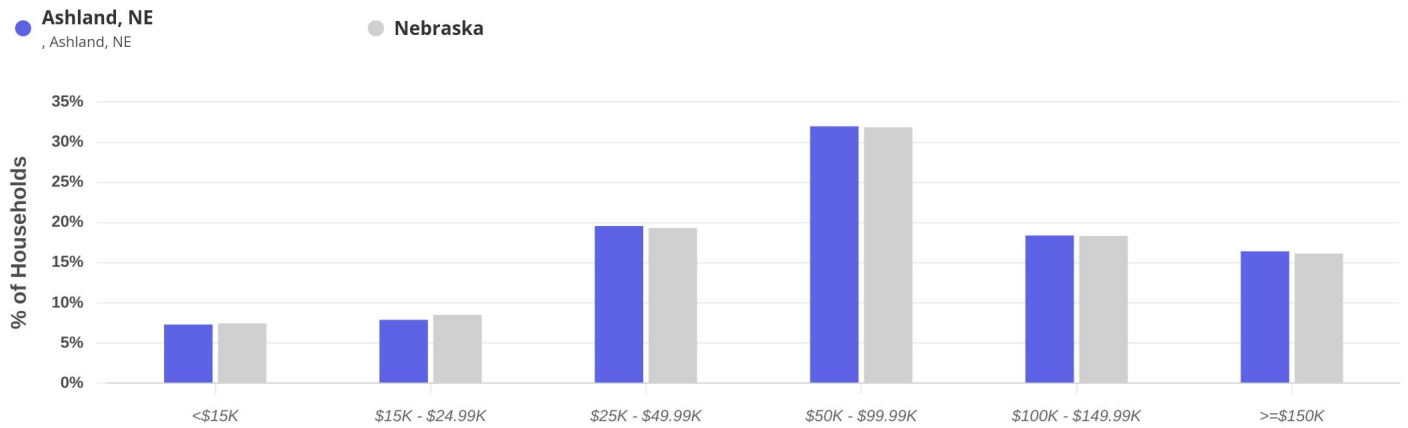


General Overview

Oct 1, 2023 - Mar 31, 2024



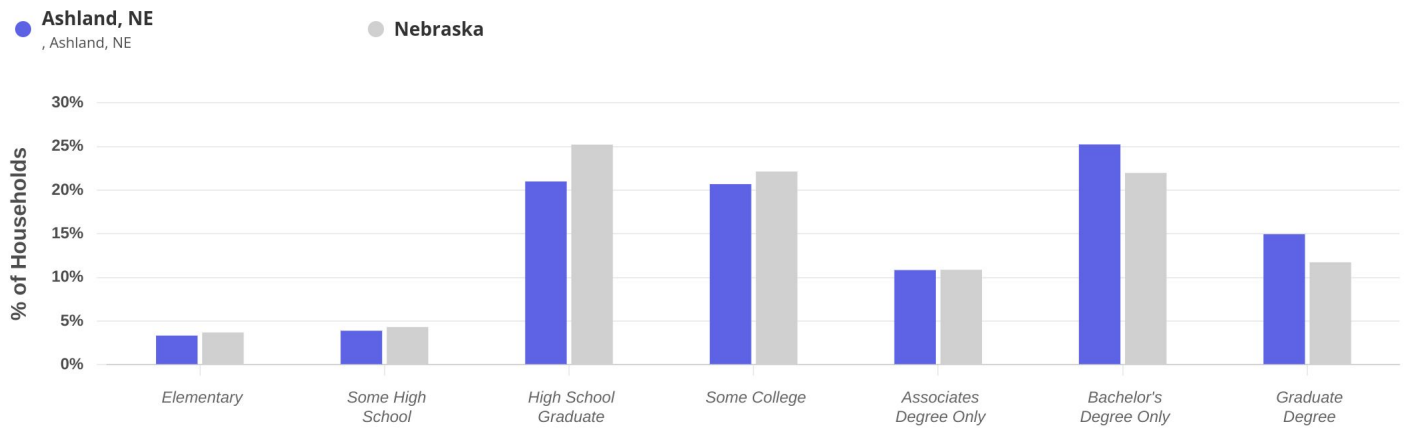
Household Income



Oct 1st, 2023 - Mar 31st, 2024 | Data Source: STI: Popstats
Data provided by Placer Labs Inc. (www.placer.ai)



Education



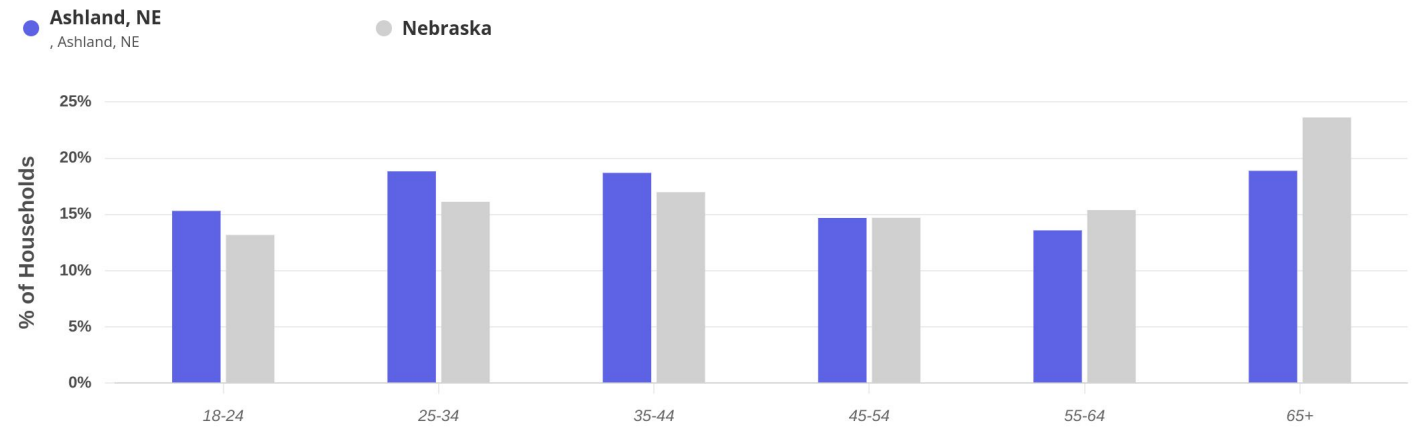
Oct 1st, 2023 - Mar 31st, 2024 | Data Source: STI: Popstats
Data provided by Placer Labs Inc. (www.placer.ai)



General Overview

Oct 1, 2023 - Mar 31, 2024

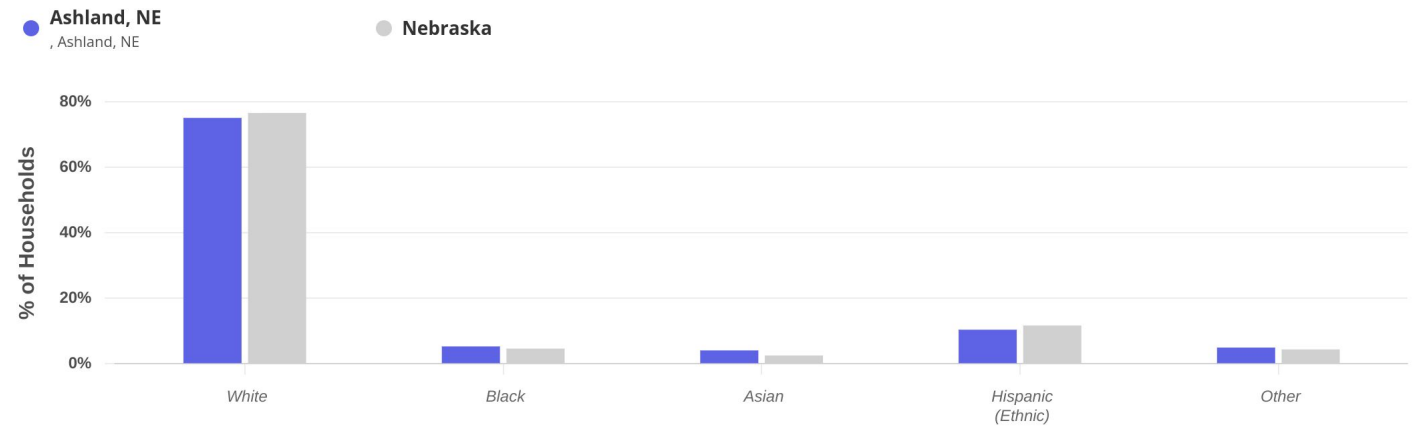
Age



Oct 1st, 2023 - Mar 31st, 2024 | Data Source: STI: Popstats
Data provided by Placer Labs Inc. (www.placer.ai)



Ethnicity



Oct 1st, 2023 - Mar 31st, 2024 | Data Source: STI: Popstats
Data provided by Placer Labs Inc. (www.placer.ai)

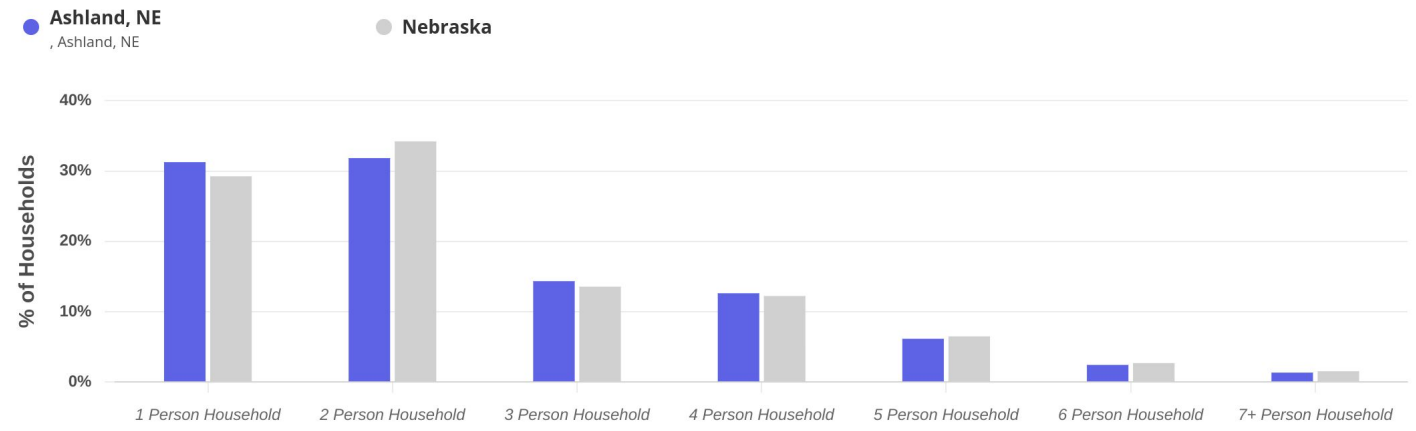


General Overview

Oct 1, 2023 - Mar 31, 2024



Household Size



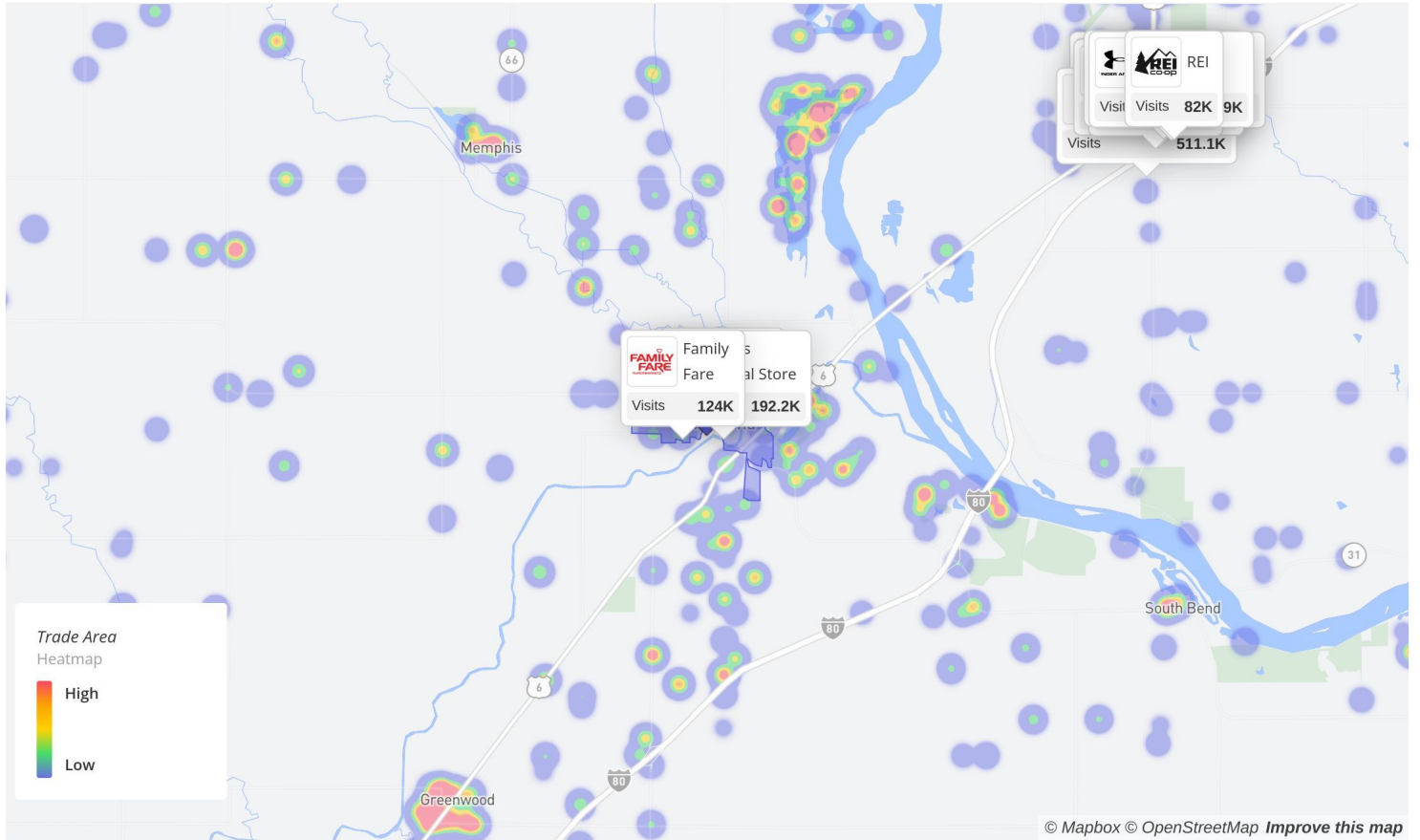
Oct 1st, 2023 - Mar 31st, 2024 | Data Source: STI: Popstats
Data provided by Placer Labs Inc. (www.placer.ai)



General Overview

Oct 1, 2023 - Mar 31, 2024

Market Landscape

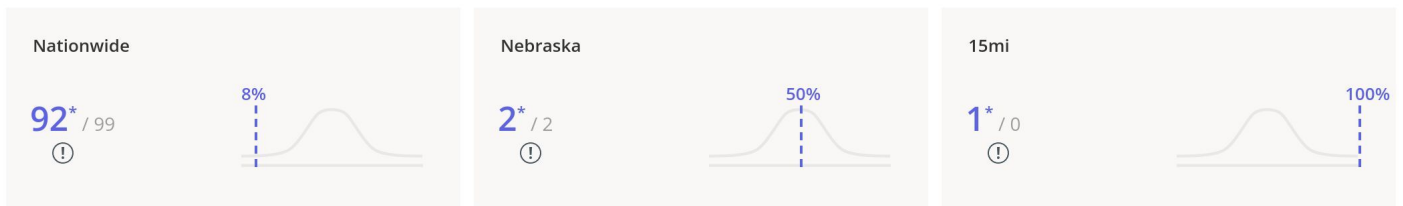


Home locations are obfuscated for privacy and randomly placed within a census block. They do not represent actual home addresses.

Oct 1st, 2023 - Mar 31st, 2024
Data provided by Placer Labs Inc. (www.placer.ai)

Ranking Overview

Ashland, NE
Ashland, NE



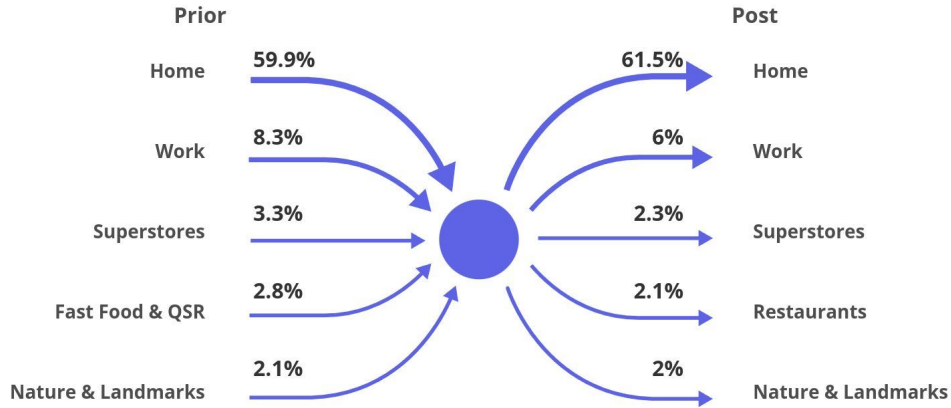
Category: City | Visits | Oct 1st, 2023 - Mar 31st, 2024
Data provided by Placer Labs Inc. (www.placer.ai)

General Overview

Oct 1, 2023 - Mar 31, 2024

Visitor Journey

Ashland, NE
Ashland, NE

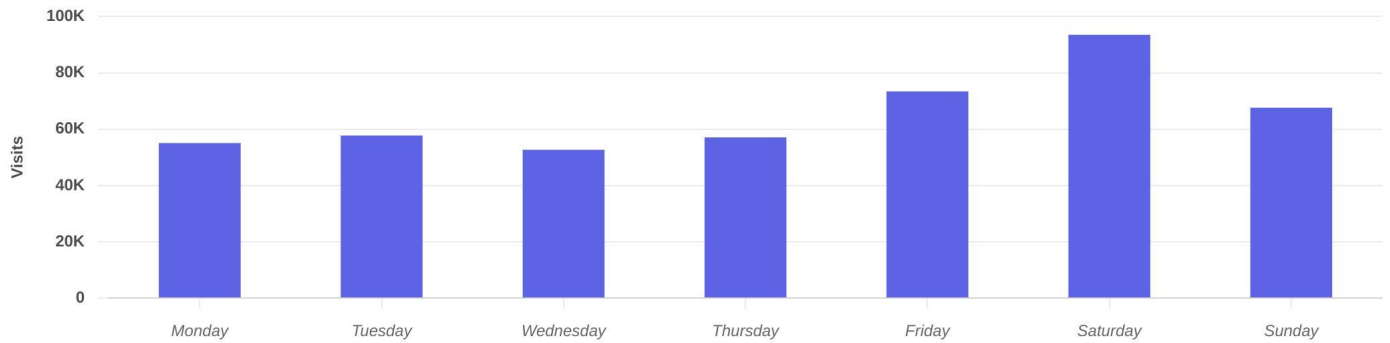


Show by: | Oct 1st, 2023 - Mar 31st, 2024
Data provided by Placer Labs Inc. (www.placer.ai)



Daily Visits

Ashland, NE
Ashland, NE



Visits | Oct 1st, 2023 - Mar 31st, 2024
Data provided by Placer Labs Inc. (www.placer.ai)

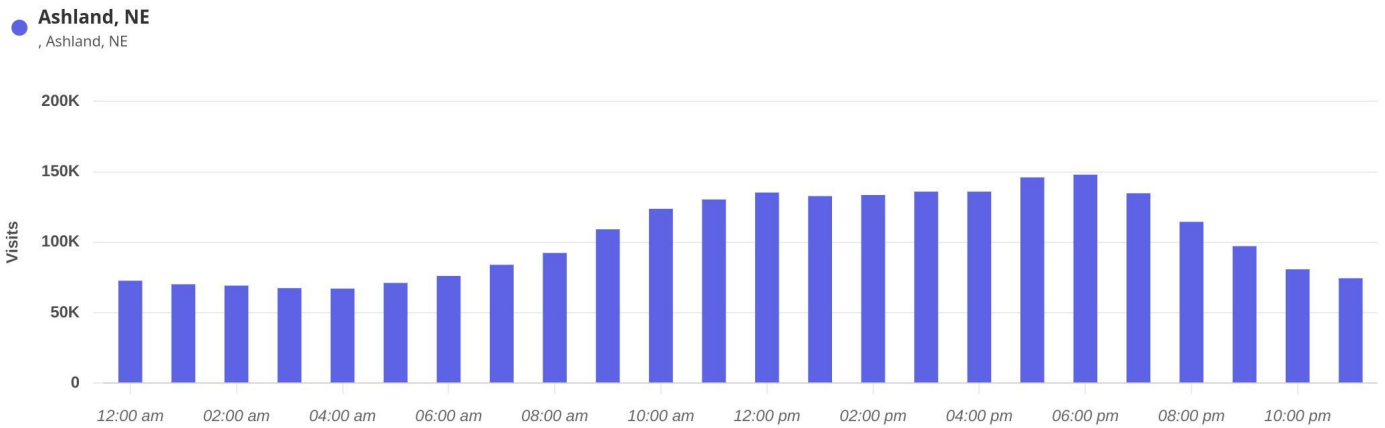


General Overview

Oct 1, 2023 - Mar 31, 2024



Hourly Visits



Visits | Oct 1st, 2023 - Mar 31st, 2024
Data provided by Placer Labs Inc. (www.placer.ai)



Favorite Places

Ashland, NE / Ashland, NE

Rank	Name	Distance	Visitors
1	Village Pointe / 17305 Davenport St, Omaha, NE 68118	18.2 mi	49.3K (39%)
2	Eppley Airfield / 4501 Abbott Dr, Omaha, NE 68110	30.8 mi	44.7K (35.3%)
3	Southpointe Pavilions / 2910 Pine Lake Rd, Lincoln, NE 68516	26.1 mi	41.9K (33.2%)
4	Nebraska Crossing / 21209 Nebraska Crossing Dr, Gretna, NE 68028	7.6 mi	40.9K (32.4%)
5	La Vista Shopping Center / 12703 Westport Parkway, Omaha, NE 68128	16.8 mi	39.5K (31.3%)
6	Westroads Mall / 10000 California St, Omaha, NE 68114	22.3 mi	37.5K (29.7%)
7	Gateway Mall / 6100 O St, Lincoln, NE 68505	20.6 mi	37.1K (29.4%)
8	L Street Marketplace / 12240 K Plaza, Omaha, NE 68137	18.4 mi	31.2K (24.7%)
9	Lincoln Crossing / 5240 N 27Th St, Lincoln, NE 68521	20.2 mi	30.4K (24%)
10	Scheels / 17202 Davenport St, Omaha, NE	18.2 mi	28.3K (22.4%)

Category: All Categories | Min. Visits: 1 | Oct 1st, 2023 - Mar 31st, 2024
Data provided by Placer Labs Inc. (www.placer.ai)



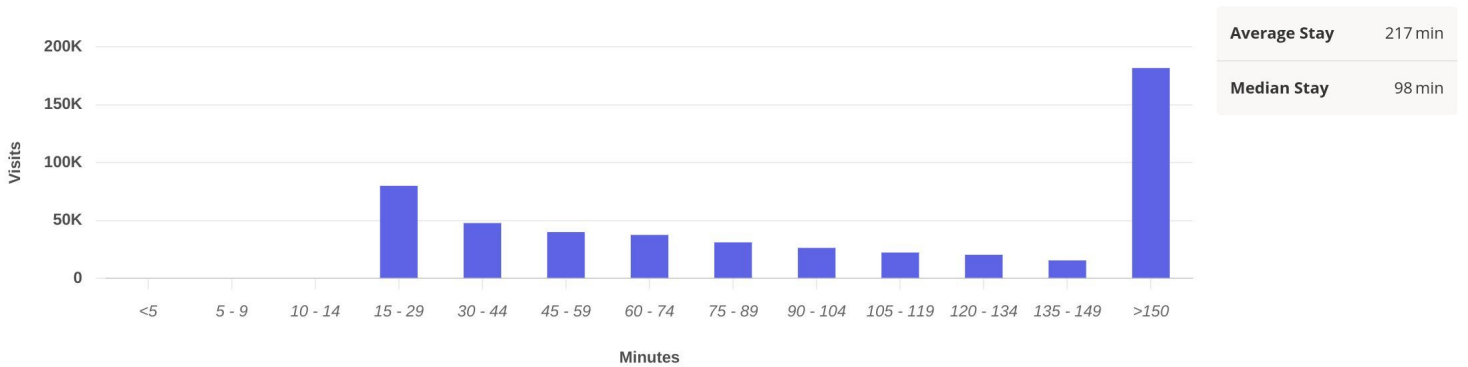
General Overview

Oct 1, 2023 - Mar 31, 2024



Visit Duration

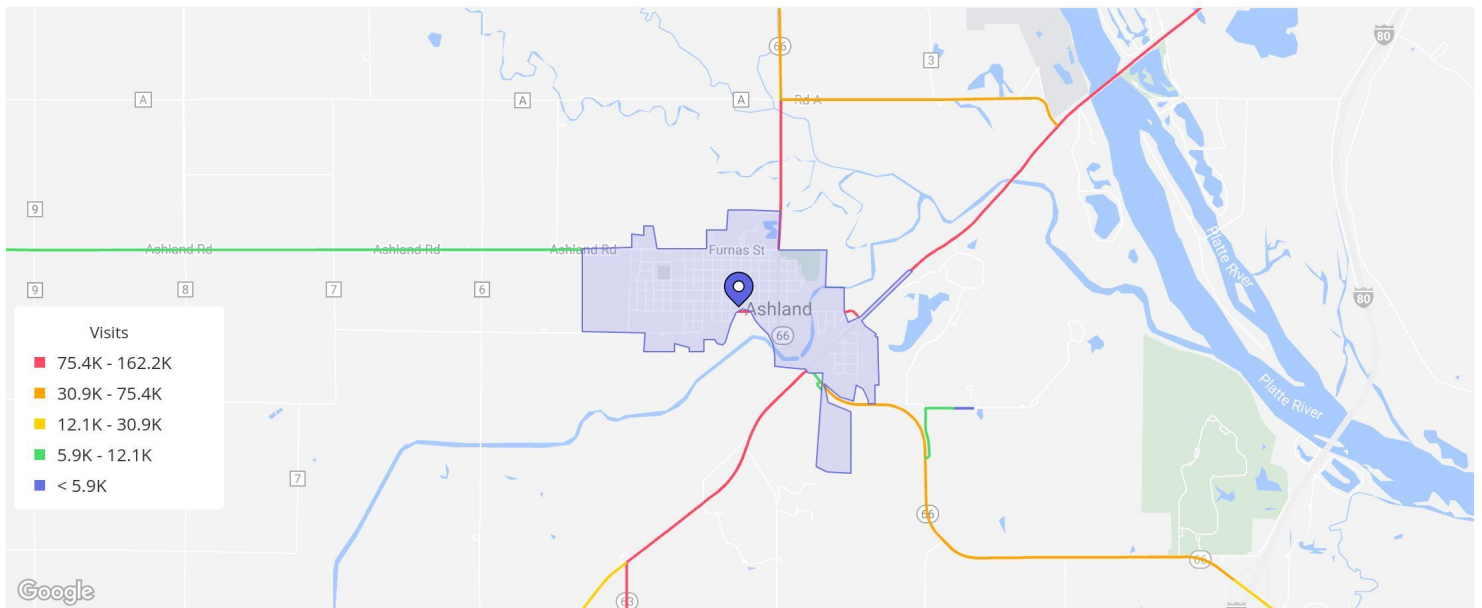
Ashland, NE



Visits | Oct 1st, 2023 - Mar 31st, 2024
Data provided by Placer Labs Inc. (www.placer.ai)



Visitor Journey - Routes



To protect individual privacy, the beginning points shown for each route are approximations and do not represent actual home locations.

Journey Direction: To Property | Oct 1st, 2023 - Mar 31st, 2024
Data provided by Placer Labs Inc. (www.placer.ai)

