




## How to Install the Fired Up Kilns App:


Having the Fired Up Kilns Web App on your smart device makes accessing our products, services and information easy. Just follow the following steps:

There may be some slight variances between Apple & Android devices, as well as which browser you open the webpage with (Safari, Chrome, Firefox etc):

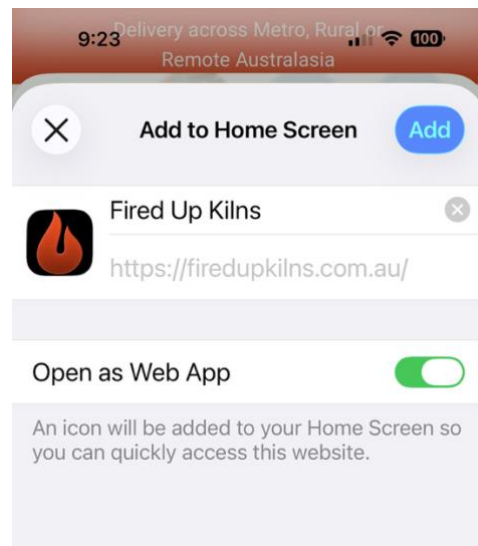
1. Open [www.firedupkilns.com.au](http://www.firedupkilns.com.au) on the browser on your device.

2. Look for the share icon: 

3. On some platforms you may need to click on the  or  to locate the share icon.

4. Scroll down to find the 'Add to Home Screen' icon: 

5. Select to add it to your home screen.



6. You now have quick and easy access to Fired Up Kilns.

