

COUNTRYSIDE VILLAS

PAINTING SPECIFICATIONS & GUIDELINES

Updated 2022



- **BRAND: Dunn-Edwards** (other brands may have the same “name” of paint, but it will not match exactly and can cause splotching on touch-ups) Paint numbers listed inside are DUNN-EDWARDS PAINT NO.’s. **RECOMMEND USING DUNN-EDWARDS ONLY.**
- **TYPE: Flat Latex Paint - ACRY-FLAT®** is also designed for use on properly prepared and primed masonry, concrete, tilt-up, block, stucco, plaster, and exterior metal. Just give them the paint number and they will select for you.

QUESTIONS? NEED A HARDCOPY OF THE PAINT SPECS? CONTACT THE BOARD

WHERE TO BUY PAINT:

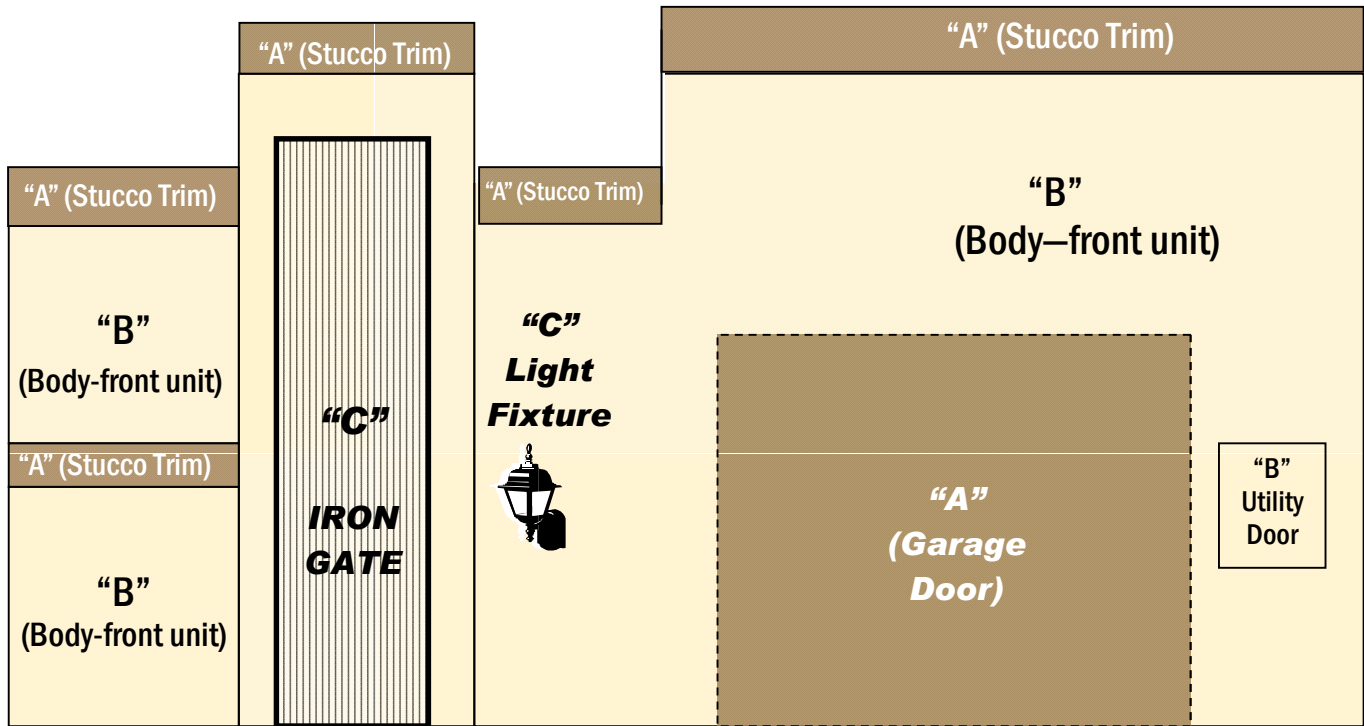
Dunn-Edwards Paints

6741 N Thorneydale #101, Tucson, AZ 85741

Tel: (520) 219-7252

(just give them the Paint no.# on the attached color chart)
MAKE SURE TO ASK FOR HOA discount, just tell them you're from Countryside Villas HOA.

1. GARAGE, TRIM, & ENTRY (FRONT OF UNIT)



"A" STUCCO TRIM (aka Bump-outs) & GARAGE DOOR (MUST BE THE SAME COLOR)

Exact shade swatches may differ on your computer screen, paint color numbers are provided for exact match



"B" BODY (of front unit) & UTILITY DOOR:

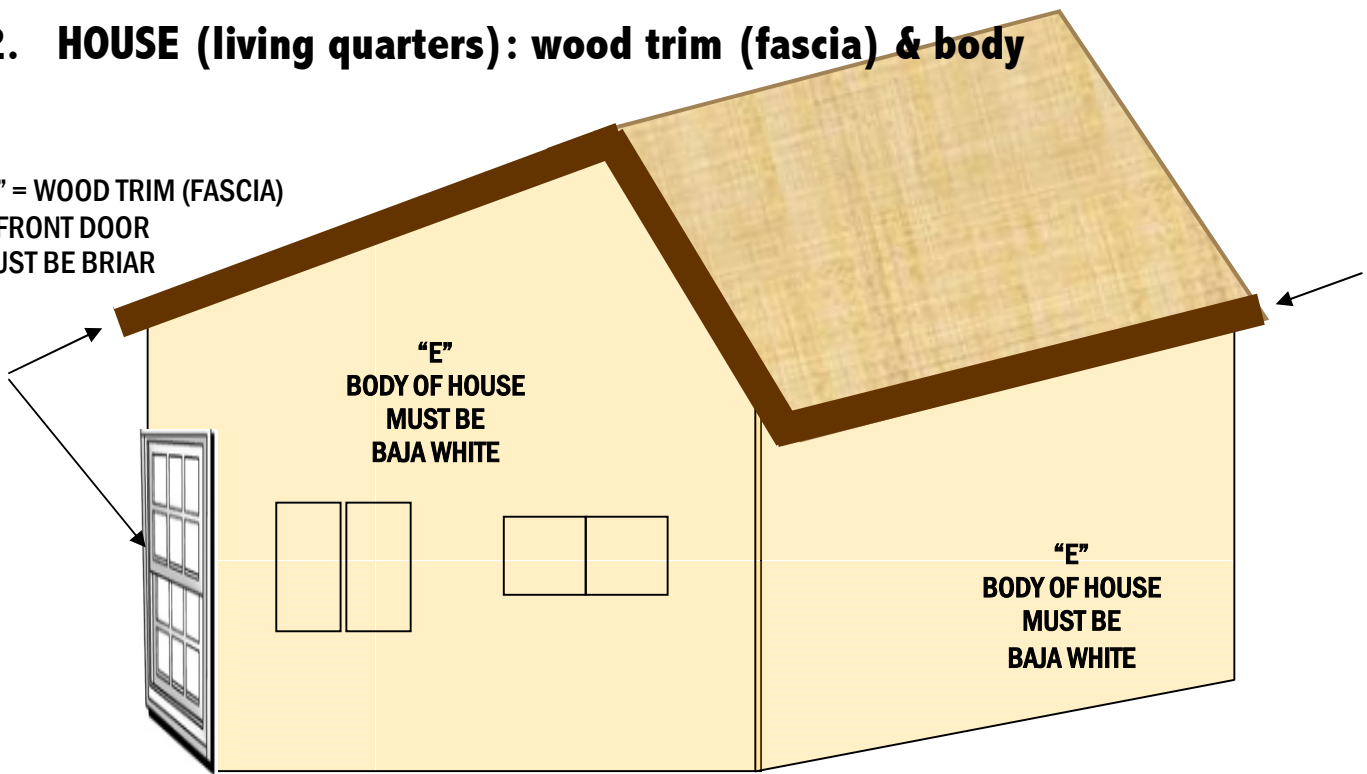


"C" IRON GATE & LIGHT FIXTURE:



2. HOUSE (living quarters): wood trim (fascia) & body

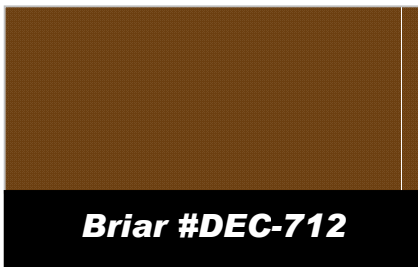
“D” = WOOD TRIM (FASCIA)
& FRONT DOOR
MUST BE BRIAR



“E”
BODY OF HOUSE
MUST BE
BAJA WHITE

“E”
BODY OF HOUSE
MUST BE
BAJA WHITE

“D” = WOOD TRIM
(FASCIA) & FRONT
DOOR MUST BE BRIAR:



“E” = BODY OF HOUSE
MUST BE BAJA WHITE:



“F” = WALLS/FENCES
VISIBLE FROM COMMON
AREAS MUST BE BAJA WHITE




SPECIFICATIONS:

- Inside arch along gate MUST be same color as Body “B”
- “A” [Trim of front of unit and the Garage Door MUST be the same color]
- “B” [Body of front of unit and the Utility Door MUST be same color]
- “C” [Gate & Light Fixture MUST be FLAT BLACK]
- “D” [Fascia & Trim of House (living quarters) MUST be BRIAR]
- “E” [Body of House (living quarters) MUST be BAJA WHITE]
- “F” [Walls-visible from common areas (including brick walls along alley & drainage area) MUST be BAJA WHITE]


COUNTRYSIDE VILLAS PAINTING SPECIFICATIONS (OVERVIEW OF BOTH SECTIONS)

NOTE: Exact shade swatches may differ on your computer screen, but paint numbers are provided for exact match

1. GARAGE & FRONT OF UNIT: "A" "B" & "C"



2. HOUSE BODY (HOUSE inside yard): "D", "E," & "F"



"F" = WALLS visible from common areas (including brick walls along wash & drainage areas) MUST be BAJA WHITE