

The image features a close-up of a white marble surface with intricate grey veining. Centered on this surface is the text "Marble Egypt" in a bold, gold-colored serif font. The letters are three-dimensional, casting soft shadows on the marble below them. In the bottom right corner of the image, there is a small, faint logo that reads "GROK XI".

Marble Egypt

Sunny Limestone Catalouge



Sunny Limestone

Cleopatra Limestone

Its beige color with brown veins, which gives elegance so beautiful in large places and it belongs to the family of sunny marble as characterized by a wonderful aesthetic of radiation .
It also known as; Light, Medium and dark sunny.
And its Similar to Jerusalem & Giallo Sinai .
Even we have the latest technological equipment's,

we always advice suitable thicknesses considering materials hardness and usage
Our factory can produce different sizes tiles and different thicknesses as 1cm, 1.2cm, 1.5cm, 2cm, 3cm regarding to your projects requirements.
Common slabs thicknesses are 2cm and 3cm.




Sunny Limestone

Split Face Egyptian Limestone

Split face surfaces are those which are left natural after the manual splitting of the stone. This finish showcases the natural beauty and earthy tone of the stone. The stratification and natural texture are difficult to duplicate outside of nature. Split Face generally refers to products that have

either been quarried or mechanically split using machines to create a rough hewn surface that shows off the natural cleft of the stone.

Split face finishes might tend to be associated with more traditional looking stone applications and colors, sometimes even described as “rustic”.



Sunny Limestone

Bush Hammered Egyptian Limestone

Bush hammered finish has been achieved through the use of a high impact machine or hand tool to uniformly pit the stone's surface. It is also a finish that's applied to concrete.

By repeatably impacting the material's surface a rough, weathered texture is created. This can

help enhance the natural tonal variations in the material and add more interest to a space.

This type of finishing is generally chosen for its non-slip feature, mostly used for outdoor coatings and floors (stairs, thresholds, window sills, jambs).



Sunny Limestone

Honed Egyptian Limestone

The definition of honed is when the stone slab has been grounded to a smooth, flat consistent surface. This finish is created by stopping short of the last stage of polishing, leaving the stone with a non-shiny, matte look and velvet-like touch.

Since honed limestone is a matte finish it is more resistant to scratches. Even if honed limestone does get scratched, it is less noticeable because the scratch won't be as easy to see when light reflects off it



Sunny Limestone

Brushed Egyptian Limestone

Brushed Finish: Brushed finish limestone features a textured finish that is created by the brushing of the stone with soft wire brushes. This finish has a beautiful antiqued and weathered look that is classic and timeless. Brushed limestone tiles are suitable for wall

and floor applications, for both interior and exterior projects.

Benefits of a brushed tile are that its texture provides softness, it handles wear and tear and has a relaxed character.



Sunny Limestone

Polished Egyptian Limestone

Polished Finish: Marble polished to a glossy finish brings out the full color and character of the marble. Ideal for countertops and accent walls, but not recommended for commercial floors or exterior projects. The most traditional finish for limestone is a

polished, shiny finish. It lends a classy, high-end look to any room and is impressive when used in highly visible areas. To keep that high sheen on a marble floor, maintenance polishing will be necessary to take out normal wear marks like fine etches and scratches.



Sunny Limestone

Acid Etching Egyptian Limestone

Acid etching finish (is an artistic technique to imprint a design onto a surface; Stone surfaces using this finish is treated by acids to give them a spectacular antique look.

It gives a shiny look with small etches on the surface, showing less scratches and is gives off a more rustic look than the honed finish.

In acid finish the surface stays solid and seals

really well and is therefore easy to maintain. This is great for shower enclosures or wet rooms where cleaning might take place a little more

Acid etched finish creating a different a bit darker color and texture where it comes in contact with the rock.




Sunny Limestone

Antique Egyptian Limestone

Antique finish the limestone is acid washed to create the tumbling effect, then brushed to “smooth” the surface. This finish gives the illusion of reclaimed material with a rich history and character. A good application of this material is granite flooring in an entryway. Our aim when applying this technique is to reflect

the passage of time upon the material. For that reason, we use brushes with the purpose of providing a smooth but rugged and worn-out aspect at the same time that can be used to obtain a classical environment. This type of finish is mostly used for splashbacks, indoor wall and floor tiling.



Sunny Limestone

Tumbled Egyptian Limestone

Tumbled Finish - A tumbled finish on a limestone tiles is buffed rather than polished, resulting in a smooth but distressed or weathered look. (To tumble limestone tiles, the process involves literally tumbling the stones, such as inside a drum filled with abrasives.) Unlike the brilliant sheen of a polished floor, a tumbled finish results in a more

natural looking surface with chips, cracks, and uneven edges.

Though it is possible to create a tumbled finish floor of limestone tiles, more popular applications of a tumbled finish are as limestone mosaics and backsplashes. The additional texture of a tumbled limestone adds depth and variety to a room.



Sunny Limestone

Sandblasted Egyptian Limestone

Sand blasted limestone finish is produced by blasting small particles of silicon or corundum “sand” towards the marble surface in order to corrode it.

Sand blasting results in a similar but less rugged

aspect than that achieved with the bush hammering technique. Therefore, it can be used for indoor splashbacks and wall tiling as well as outdoor cladding and flooring.

Sunny Limestone

Kitchen flooring tiles



Sunny Limestone Kitchen Countertops



Sunny Limestone Bathroom Sinks



Sunny Limestone Bathroom Tiles




Sunny Limestone

Interior Flooring Tiles



Sunny Limestone

Exterior Steps



Sunny Limestone

Interior Steps



Sunny Limestone Around Pool Tiles



Sunny Limestone

Exterior Paving Tiles



Sunny Limestone Wall Cladding In Exterior and Interior





Sunny Limestone Catalog

Thank
You