




ON TARGET
Conversion Set

AIR-GRAPHICS
CS-26



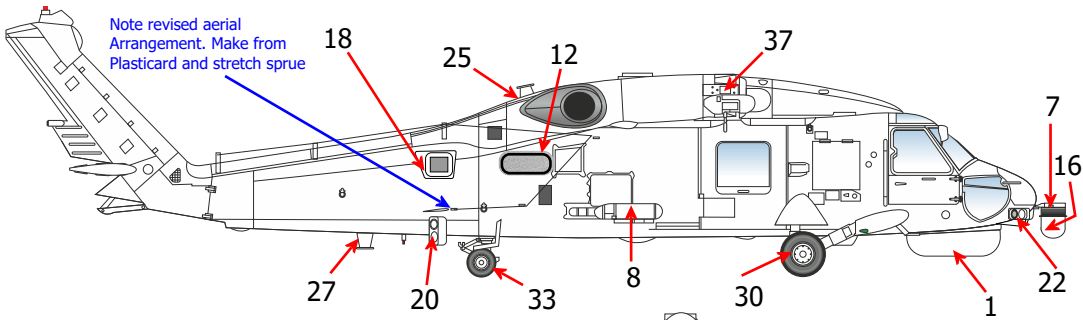
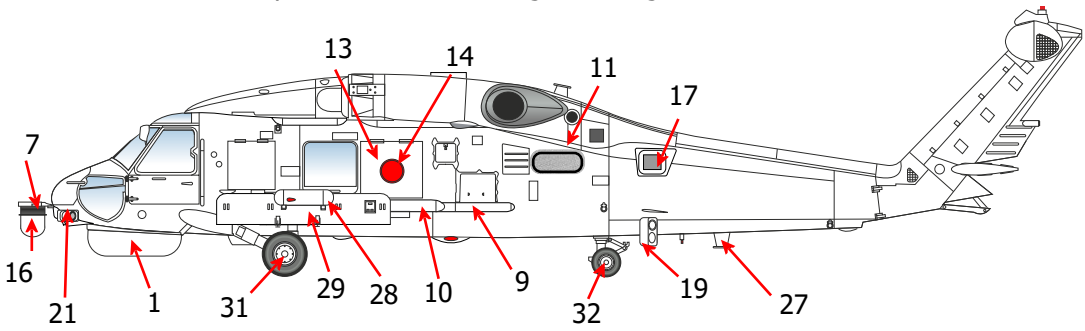
SeaHawk

1:72
Scale

Sikorsky S-70B-2 Late

AIR-GRAPHIC MODELS

S-70B-2 Late Update- 4 View Drawings showing the airframe modifications.



Note* Parts 34, 35 and 36 are not shown on these Plans.

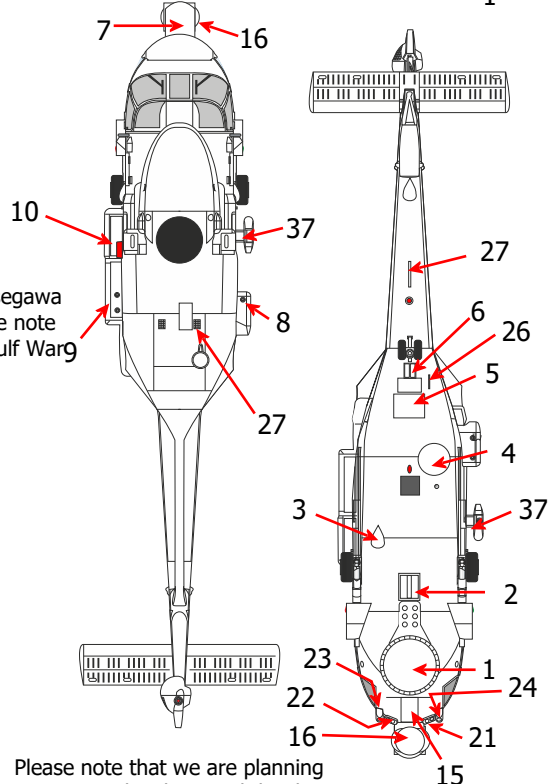
Part 36 Long range fuel tank
Part 35 Penguin Missile Part
34 Penguin missile fins

This conversion set is designed around the Hobbyboss Seahawk but is can be used on the Hasegawa or Italeri kits with some minor modifications. Please note this is a late model update. We will be doing the Gulf War 9 set shortly.




CS-17 S-70B Seahawk engine detail
Set is also available.

Drawings Copyright
Gary Madgwick &
Air Graphics 2022



Please note that we are planning an interior detail set and decals for the RAN Seahawk





- INSTRUCTIONS**
- Remove any flash by gently snapping off, or cutting with a scalpel and then lightly sanding.
 - Only use Super-glu or a two-part epoxy glue to fix.
 - Gluing is easier if mating surfaces are slightly sanded to roughen the resin before gluing. Also clean off any dust before gluing.
 - Thoroughly wash all parts in warm water with detergent.
 - We recommend the application of a base coat in a light colour to show any blemishes prior to final painting.
- WARNING & SAFETY!**
- These parts are moulded in polyurethane resin.
 - Please take care when sanding and cleaning up the resin dust. Avoid breathing in the dust.
 - Use a vacuum cleaner or a HEPA filter bagged breathing device to avoid inhalation of the dust.
 - Wash hands, resin parts and the work surface after.
 - When using Super-glu or two-part epoxy glue, please take precautions to avoid contact with skin and eyes.
 - It is also advisable to wear a mask to avoid breathing in the dust.
 - The use of barrier creams on hands or wearing disposable gloves, and working in a well ventilated area, is strongly recommended.
 - Not suitable for children under 14 years of age.
- Thank you for purchasing this Air-Graphics product which forms part of a range of accessories, conversion sets, decals & kits all to 1/72 Scale.

Air-Graphics: 24 Fyfield Close, Wantage, Oxfordshire, OX12 8HN, UK.
E: gary.madgwick@air-graphics.co.uk