

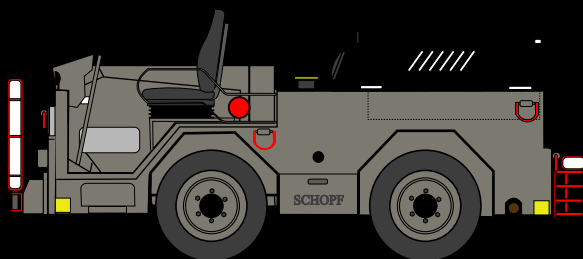


ON TARGET

In the Hangar

AIR-GRAPHICS

GSE-72017



1:72
Scale

Schopf F59(N)

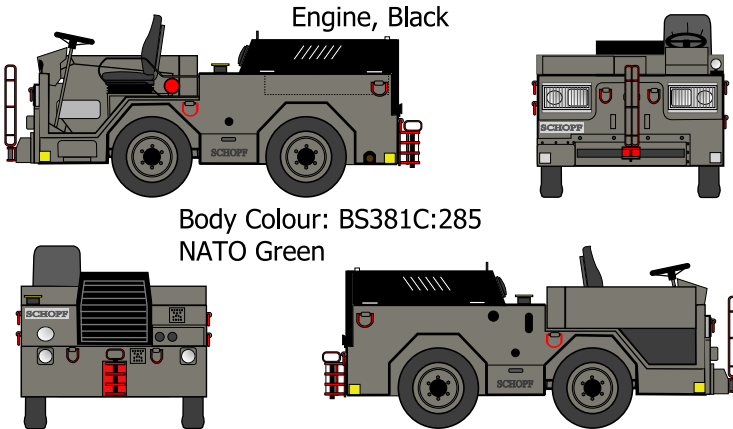
Royal Navy Tow Tractor

AIR-GRAPHIC MODELS

Schopf F59N

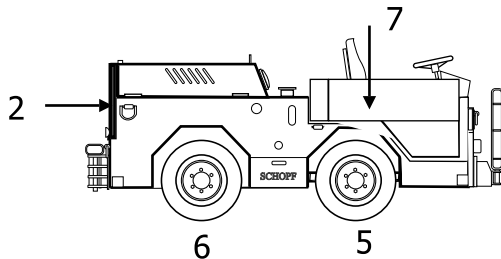
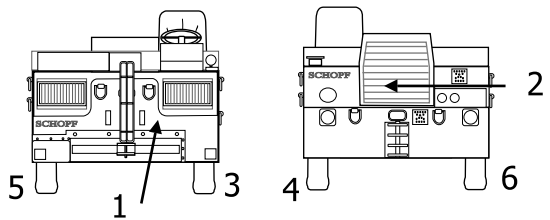
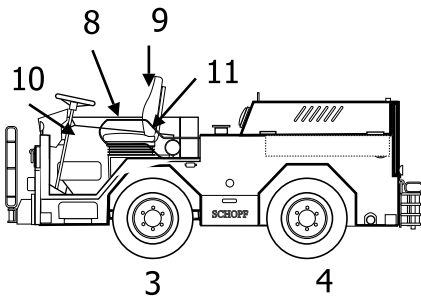
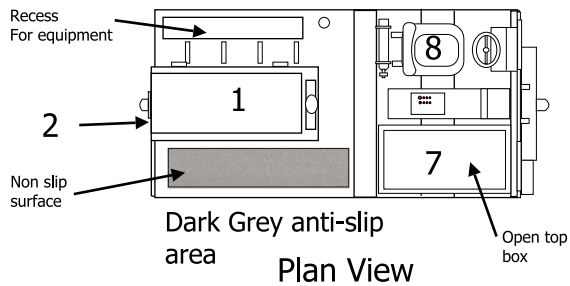
(Royal Navy Deck Tractor - Tow)

1/72 Scale




Main colours:
BS381C:285 NATO
Green.

Black engine casing.
Dark Grey anti-slip
Area.
Seat is Black as is
Steering wheel.



1

Main Assembly



Fit Part 2 to the rear of Part 1 (Main body)
This will need a small amount of sanding for a perfect fit.


Fit wheels, Parts 3 - 6.
Ensure the main body sits level and does not rock.

Although I have not Painted this model, I would recommend you paint the main body in step 1 before fitting the wheels.




2

Cab Area Assembly




Fit stowage box Part 7 followed By seat cushion & back Parts 8 & 9.



Lastly, fit steering Wheel Part 10 & Safety bar Part 11.
Note: I replaced the Steering column With thin Brass Rod for strength.





Note picture below
is the Schopf F59N
Fire Alliance. This will
follow shortly.



INSTRUCTIONS

- Remove any flash by gently snapping off, or cutting with a scalpel and then lightly sanding.
- Only use Super-glue or a two-part epoxy glue to fix parts.
- Gluing is easier if mating surfaces are slightly sanded to roughen the resin before gluing. Also clean off any dust before gluing.
- Before painting, thoroughly wash all parts in warm water with detergent.
- We recommend the application of a base coat in a light colour to show any blemishes prior to final painting.

WARNING & SAFETY!

- These parts are moulded in polyurethane resin. Please take care when sanding and cleaning up the resin by wearing a dust mask or other protective breathing device to avoid inhalation of the dust particles.
- Wash hands, resin parts and the work surface after sanding resin.
- When using Super-glue or two-part epoxy glue, please take precautions to avoid contact with skin and eyes.
- It is also advisable to wear a mask to avoid breathing in any fumes from the glue or work in a ventilated room.
- The use of barrier creams on hands or wearing disposable gloves, and working in a well ventilated area, is strongly recommended.
- Not suitable for children under 14 years of age.

Thank you for purchasing this Air-Graphics product which forms part of a range of accessories, conversion sets, decals & kits all to 1/72 Scale,

Air-Graphics: 24 Fyfield Close, Wantage, Oxfordshire,
OX12 8HN, UK.
E: gary.madgwick@air-graphics.co.uk