



ON TARGET

In the Hangar Series

AIR-GRAPHICS
GSE-043



Tactical Refueller

1:72
Scale

Bedford MK

AIR-GRAPHIC MODELS





Artwork for Airfix Club Issue.
Produced by Model Alliance 2010



Bedford MK Tactical Refueller

Drg No: GSE-043

Drawn: Gary Madgwick





Copyright Gary Madgwick
Air-Graphic Models 2023

NTS @ A5

12/11/203



1

Chassis Assembly





2

Cab Assembly





3



Rear Tank & Pump Assembly




4

Rear Tank & Pump Assembly







Notes*

Part 29 is the orange
Warning light.

Part 25 is the clear cab

Interior colours are medium
Green with Black details.
See picture on Page 2

INSTRUCTIONS

- Remove any flash by gently snapping off, or cutting with a scalpel and then lightly sanding.
- Only use Super-glue or a two-part epoxy glue to fix parts.
- Gluing is easier if mating surfaces are slightly sanded to roughen the resin before gluing. Also clean off any dust before gluing.
- Before painting, thoroughly wash all parts in warm water with detergent.
- We recommend the application of a base coat in a light colour to show any blemishes prior to final painting.

WARNING & SAFETY!

- These parts are moulded in polyurethane resin. Please take care when sanding and cleaning up the resin by wearing a dust mask or other protective breathing device to avoid inhalation of the dust particles.
- Wash hands, resin parts and the work surface after sanding resin.
- When using Super-glue or two-part epoxy glue, please take precautions to avoid contact with skin and eyes.
- It is also advisable to wear a mask to avoid breathing in any fumes from the glue or work in a ventilated room.
- The use of barrier creams on hands or wearing disposable gloves, and working in a well ventilated area, is strongly recommended.
- Not suitable to children under 14 years of age.

Thank you for purchasing this Air-Graphics product which forms part of a range of accessories, conversion sets, decals & kits all to 1/72 Scale.

Air-Graphics: 24 Fyfield Close, Wantage, Oxfordshire,
OX12 8HN, UK.
E: gary.madgwick@air-graphics.co.uk

