



TRUE HOLINESS DELIVERANCE TABERNACLE THDT Church App Quick Reference Guide

NEED HELP? Call either one of our Technology Administrators
Sis. Ayana Nathan @ (678) 478-0011 or Trevis Nelson @ (321) 696-2460.

IPHONE USERS DOWNLOAD INSTRUCTIONS

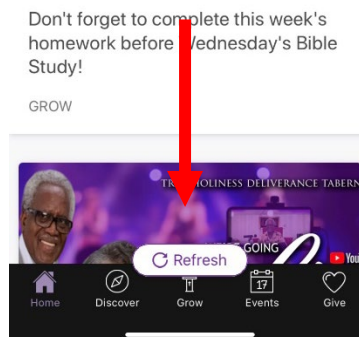
1. From your mobile device, go to the **Apple Appstore** and search for **“THDT Sanford”** OR click on the following link: Android Users can download the app from this link:
<https://apps.apple.com/us/app/thdt-sanford/id1490610859>.
2. Click on the button to download the THDT Sanford church app.

ANDROID USERS DOWNLOAD INSTRUCTIONS

1. From your mobile device, go to the **Google Playstore** and search for **“THDT Sanford”** OR click on the following link: Android Users can download the app from this link:
<https://play.google.com/store/apps/details?id=io.pushpay.thdtsanford>.
2. Click on the button to download the THDT Sanford church app.

APP UPDATES

We will continue to make updates to the app design as time goes on. When an update has been made, the app will refresh and make the changes the next time you open the app. You will not have to do anything to receive these updates. You **may** see a button that says **“Refresh”** at the bottom of whatever screen you are on. You can click on this button if you choose to force the update at that moment, but you do not have to. The app will still update on its own.

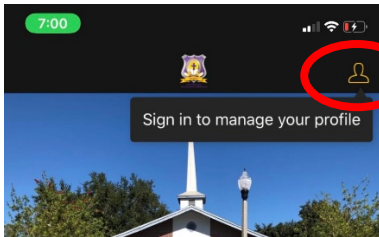




TRUE HOLINESS DELIVERANCE TABERNACLE THDT Church App Quick Reference Guide

LOGGING IN & SETTING UP THE APP

1. When you login you will be prompted to select which notifications you would like to receive.
2. You will be automatically subscribed to some categories the Administrative team has deemed important for all app users. Please leave those selected.
3. Next you will be prompted to enter your phone number to verify who you are. Enter your phone number and click **"Send Code"**.
4. Check you text messages for a code that was sent to you. Write down or memorize that code and come back to the THDT App and enter the code. You can request to have the system "Resend" another code, if the first one did not come through.
5. Once you enter the code to verify yourself. You will be fully logged into the app.
6. Go immediately to the top of the screen to set up your personal profile.



7. Enter your Name, email and phone number, birthday and mailing address.
8. If you chose to do so, you can set up a Profile Picture (a picture of you) and a cover picture (any of your favorite photos of something you love).

USING THE APP

This app will serve as our primary means of communication for notifications and announcements. **NOTE:** Going forward, text announcements will be replaced by the App notifications. Email notifications will still be used on an as needed basis by the Admin Team.

With this app you will be able to do the following:

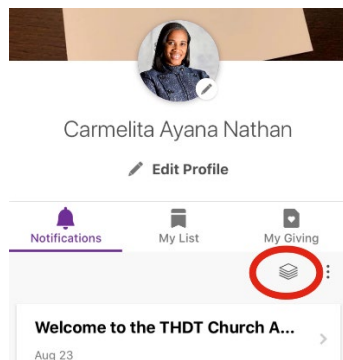
- RECEIVE **ANNOUNCEMENTS & UPDATES***
- WATCH SERVICES **LIVESTREAM**
- SUBMIT A **PRAYER REQUEST**
- GIVE **TITHES AND OFFERINGS** ONLINE
- **VIEW YOUR GIVING** ON-DEMAND
- ACCESS **BIBLE SCRIPTURES**
- **VIEW & TAKE NOTES** DURING SERVICES AND BIBLE STUDY
- AND **MORE!**



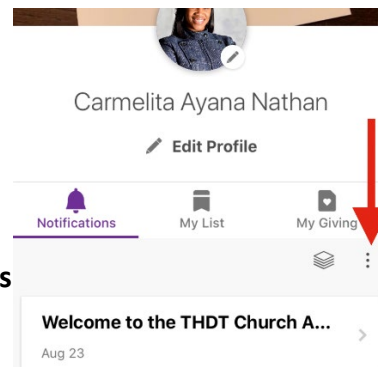
TRUE HOLINESS DELIVERANCE TABERNACLE THDT Church App Quick Reference Guide

Announcements & Updates

- Go to your phones **“Settings”** and make sure you have notifications turned on for the THDT Sanford App. If you are unsure of how to do this, please reach out to Sis. Ayana or Min. Trevis and they will be able to walk you through how to enable them.
- After you log in, you can always change which notifications you want to receive. Just return to the profile icon at the top right corner of the app.
- Select the notifications categories you want to receive. Notifications for the highlighted categories will be sent to your phone. You will not receive notification for the unhighlighted categories.
- You can mark messages as read or you can delete them by clicking on the notifications icon.



← Modify Categories



← Mark Read/Delete

Watch Services Via Livestream

- You can access the Livestream link to services each week via the **Home** tab of the app or the **Events** tab by clicking on **“Join THDT LIVE Weekly!”** and **“Watch Now”**
- This link will take you to THDT’s YouTube Channel.
- Click on **“VIDEOS”** to see the current livestream and any past livestream services.

Submitting Prayer Requests

- On the **Home** tab of the app, at the bottom, you will see a link to **“Submit a Prayer Request”**.
- Click on the praying hands icon labeled **“Request Prayer”** to email your Prayer Request.
- At the bottom of the screen, you can text your prayer request to First Lady Ingrid Nathan.
- Either way, your prayer request will be sent and received to the leader of the prayer team.
- To return to the other app features, just click the arrow at the top left corner of the screen.

Online Giving

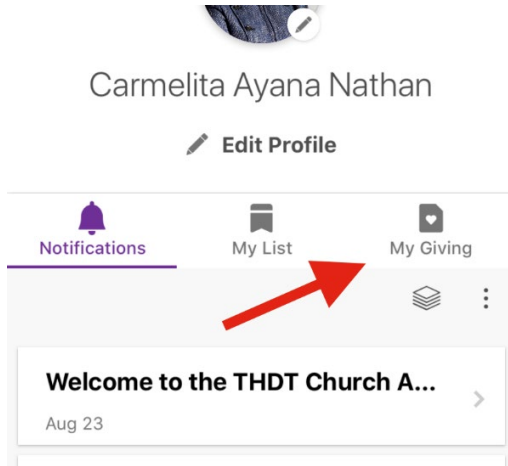
- Click on the **Give** tab and you will be directed to the THDT online giving page that is on the THDT website.
- If you wish to return to the app, you will have to open it again. iPhone users can tap the **“THDT”** link at the very top left corner of the online giving confirmation page.



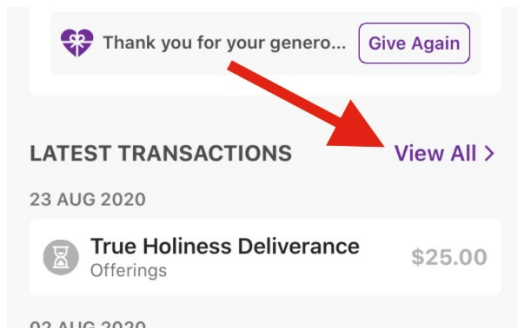
TRUE HOLINESS DELIVERANCE TABERNACLE THDT Church App Quick Reference Guide

View your Giving Statement On-Demand

- Go to the profile icon/link at the top right corner of the app. If you have uploaded a profile picture of yourself. Click on that link.
- Click on the **My Giving** link.



- The total amount of your giving from the start of the calendar year to current date will be displayed.
- A short list of recent transactions will be displayed. To see a full list of transactions click on **“View All>”**.



- If you want to download or export the full list, you will need to log onto to PushPay from the website (using your PC is suggested).
- To return to the other app features, just click the arrow at the top left corner of the screen.

Access the Bible

- To access the bible quickly from your app, click on the **Grow** tab.
- You will see a link for the **Bible** listed first. Click on this link and then select the **Read Now** button.
- You will be directed either to www.bible.com **OR** it will automatically open the **Holy Bible App** by YouVersion, if you have it installed on your phone.
- By you either going to the bible.com website **or** the Holy Bible App, you are essentially leaving the THDT App. So if you want to return to it, you will have to manually open it again or toggle back to open it.



TRUE HOLINESS DELIVERANCE TABERNACLE THDT Church App Quick Reference Guide

View and Take Notes

- The note taking function is also located under the **Grow** tab.
- Click on **Sermon Notes** or **Bible Study Notes**.
- At the discretion of those preaching or teaching, notes will either be posted for you to review before or after a bible study lesson **OR** a sermon.

**NEED HELP? Call either one of our Technology Administrators
Sis. Ayana Nathan @ (678) 478-0011 or Trevis Nelson @ (321) 696-2460.**
