

# Salty Souls The Collective



## ... \* Ring size \* ...

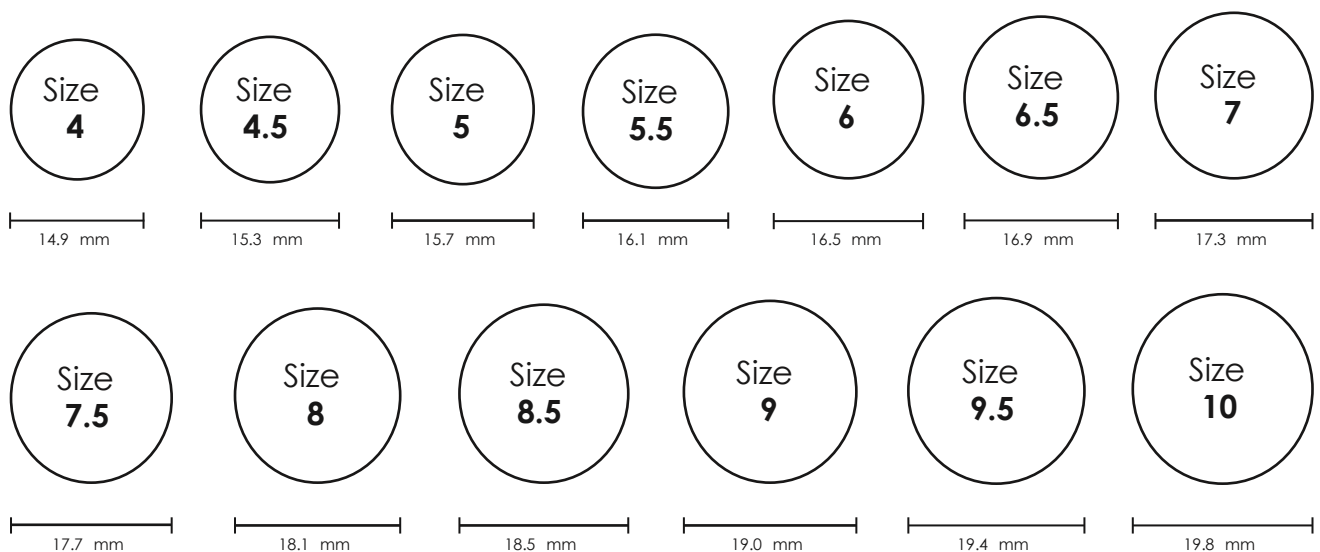
- Go to a jeweller and ask them to measure you.
- Ask a friend if they know their ring size and try one of their rings on and or use our ring size guide to find your size.
- Or contact us at Salty Souls The Collective for information on ring sizes.

## ... \* Know your size \* ...

If you know your ring size in Australian, UK, or North America sizes, simply go to the size chart, find your ring size and follow the US size.

1. Find a ring that fits or borrow from a friend or family member.
2. Place ring on a ruler.
3. Me Place ring Place ring on a ruler measure inside diameter of ring.
4. If the diameter of the ring is 16.9mm (for example), see chart for guide.
5. Find measurement for 16.9mm on chart.
6. Follow across to the right.
7. Find the US size - e.g. 14.9 mm is Size 4.
8. Go to [www.saltysoulsthecollective.com](http://www.saltysoulsthecollective.com)
9. Buy a ring in your size.
10. Wear your beautiful sized ring like the goddess you are and made like you're born for it.

## ... \* Diameter of ring \* ...



... JEWELLERY THAT LEAVES SOULS BETTER THAN WE FOUND THEM ...


[www.saltysoulsthecollective.com](http://www.saltysoulsthecollective.com)

# Salty Souls The Collective



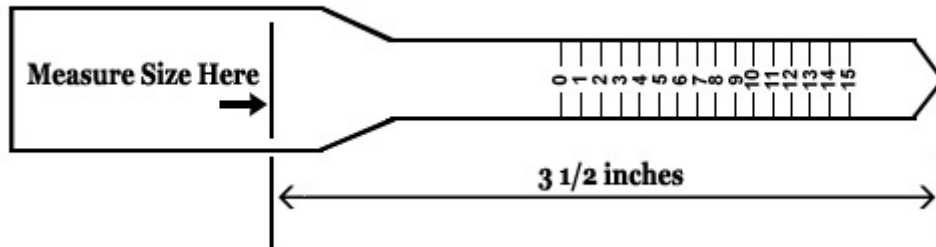
## ... \* Size chart \* ...

| Diameter (mm) | Circumference (mm) | Australia + UK | USA + Canada | Pandora |
|---------------|--------------------|----------------|--------------|---------|
| 14.9          | 46.8               | H 1/2          | 4            | 48      |
| 15.3          | 48.1               | I 1/2          | 4 1/2        | 48      |
| 15.7          | 49.3               | J 1/2          | 5            | 50      |
| 16.1          | 50.6               | K 1/2          | 5 1/2        | 50/52   |
| 16.5          | 51.8               | L 1/2          | 6            | 52      |
| 16.9          | 53.1               | M 1/2          | 6 1/2        | 52/54   |
| 17.3          | 54.3               | N 1/2          | 7            | 54      |
| 17.7          | 55.6               | O 1/2          | 7 1/2        | 56      |
| 18.1          | 56.9               | P 1/2          | 8            | 56/58   |
| 18.5          | 58.1               | Q 1/2          | 8 1/2        | 58      |
| 19.0          | 59.7               | R 1/2          | 9            | 58/60   |
| 19.4          | 60.9               | S 1/2          | 9 1/2        | 60      |
| 19.8          | 62.2               | T 1/2          | 10           | 60      |



## ... \* Printable \* ...

Print and measure my finger, once printed on an A4 piece of paper, please lightly cut the "Measure Size Here". Then wrap around your finger the number it falls on is your ring size.



... JEWELLERY THAT LEAVES SOULS BETTER THAN WE FOUND THEM ...