

ActiGraft^{PRO}

Autologous Wound Care System

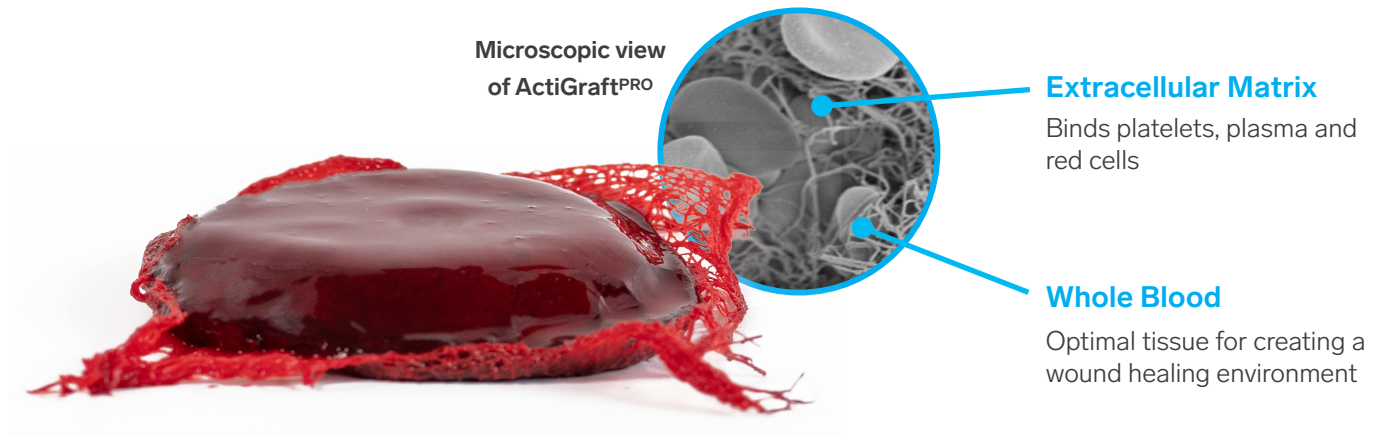


 Red
Dress

Healing is in Our Blood.

A personalized approach to wound healing

ActiGraft^{PRO} system is an autologous, point-of-care wound management solution created from your patient's whole blood. Once applied, the blood clot serves as a protective covering and optimizes the body's own healing potential.



RELIABLE OUTCOMES

72% complete closure rate in 12 weeks.¹

PREMIUM CARE

Fast healing with less wound interaction, increases patient satisfaction scores.

EASY-TO-MANAGE

Created using proprietary calcium gluconate powder that produces a thick, easy-to-apply whole blood clot.

SIMPLIFIED PROCESS

Needless blood transfer and 5 minute coagulation provides a clean, quick and easy preparation requiring no capital equipment.

ECO-FRIENDLY

Small, 100% recyclable packaging helps reduce our carbon footprint, while you work to reduce your patient's wound.

NATURAL HEALING

Provides the wound with an optimal, natural healing environment allowing the healing process to proceed unhindered.

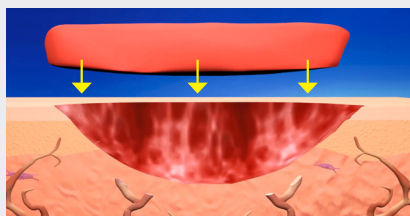
ActiGraft^{PRO} intended use

ActiGraft^{PRO} is topically applied for the management of exuding cutaneous wounds, such as leg ulcers, pressure ulcers, diabetic ulcers, and mechanically or surgically-debrided wounds.

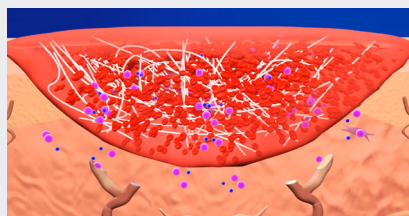
Designed to jump-start wound healing

Designed to meet the needs of today's high-volume practices and centers, ActiGraft^{PRO} offers practitioners a premium wound healing solution that delivers a quick, easy, and clean procedure.

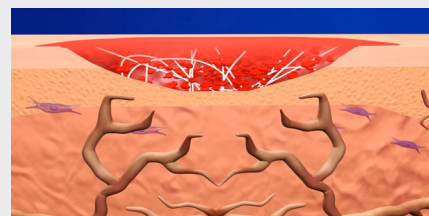
HOW ACTIGRAFT^{PRO} WORKS



Applied directly to the wound surface, ActiGraft^{PRO} is created at your patient's bedside in 15 minutes by mixing fresh whole blood with proprietary coagulation powder.



ActiGraft^{PRO} contains platelets, red blood cells and optimal concentration required in the wound healing process.



Once applied, ActiGraft^{PRO} reignites the healing cascade, serving as a protective covering that supports wound healing processes which naturally occur in the body.

CASE STUDIES

PRESSURE INJURY

64 YEARS OLD / WOUND 5 WEEKS OLD

96% Wound Reduction in 1 Week with 1 ActiGraft Application

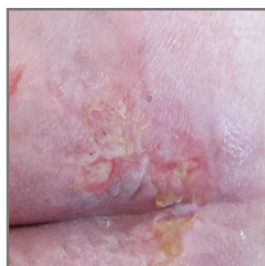
Past Medical History: Systemic and spinal sepsis

Past Treatment: Standard of Care

Offloading: Rotated on cushion every few hours



Day 1
Size: 129 cm²



Week 1
Size: 6 cm²

TEAR WOUND

83 YEARS OLD / WOUND 2 WEEKS OLD

Complete Healing in 2.5 Weeks with 1 ActiGraft Application

Past Medical History: Lung cancer

Past Treatment: Standard of Care

Offloading: n/a



Day 1
Size: 24 cm²



Week 2.5
100% Wound Reduction



ActiGraft^{PRO} system components

The ActiGraft^{PRO} System provides single-use components needed for the safe and rapid preparation of Whole Blood Clot (WBC) from a small sample of a patient's own peripheral blood. Each system is packed in an individual box and contains all the components needed to prepare ActiGraft^{PRO}.

Patient Phlebotomy Kit:

- Gauze pad
- ACD-A tube
- Needleless blood transfer set
- Bandage
- 18" Tourniquet
- Blood draw needle

Coagulation & Accelerator Kit:

- Clotting blister containing kaolin powder and calcium gluconate powder
- Syringe and adapter

Kit Accessories:

- Gloves
- Drape
- Gauze
- Steri-strip
- Non adherent dressing
- Hydrophilic Foam Dressing
- Face mask with eye protection
- Tape, Ø .5" circle band-aid
- Puncture tool

USA

822 A1A North, Ste 310
Ponte Vedra Beach, FL 32082

RedDress