



CONVEY | ALL | THE | WAY



IF YOU HAVE
THE INCLINATION
WE HAVE THE BELTS

MAX^X **ELEV[®]**
Chevron Belts

Product Feature:

In conveyor systems having incline angles greater than 18 degrees, the material tends to roll back. The conventional approach to counter the roll back is to increase the speed of the conveyors, thereby resulting in increased energy consumption.

With our experience in tackling problems related to high inclines, we have developed a diverse range of Chevron and other profile belts. Our range of **MAXX ELEV®** conveyor belts are guaranteed to improve operational efficiency and throughput of material conveyed. The use of profile belts is increasing in mobile conveyor applications for aggregate and in the scrap recycling industry.

The **MAXX ELEV®** belts have specially designed wear resistant covers and cleats to provide a high wear life. The special carcass design enables the frequent flexing these belts undergo in usage. Our width capability is from 400 mm to 2000 mm (16" to 80") for virtually every installation.



MAXX ELEV® - If you have the Inclination, we have the Belts

ORIENTAL offers a wide range of **MAXX ELEV®** belts of different cleat designs and patterns, depending upon the type of material to be conveyed. The height of the cleat depends upon the lump size of the material to be conveyed and the angle of incline.

Our popular profiles include:

- C 15 profile cleat height of 15mm, conventional profile for moderate inclines
- **MAXX ELEV®** 'L' profiles cleat height of 17mm for lump size upto 30 mm.
- **MAXX ELEV®** 'H' & 'Y' profile belts have a cleat height of 30mm for lump size up to 80mm.
(these profiles are designed for outdoor conveying and have cleat gaps to allow rain water to run off)
- **MAXX ELEV®** V6 (Multi Vee) for wood chip with MAXX OLEO® - MOR covers as standard.

Please refer to the table containing our product range and in case of any query our technical service representative will be pleased to assist for the correct belt and profile selection.

Benefits of MAXX ELEV® Belts:

- Profiled covers reduce roll back of material on inclines
- Space saving due to smaller footprint
- Increases carrying capacity
- Savings in structural cost and power consumption
- Reduces spillage and material loss
- Flexible belt construction wraps around smaller pulleys
- Available with special covers including Oil, Heat or Fire Resistant
- Carcass rating and types include MAXX ROCK® or MAXX SHIELD® for enhanced rip resistance


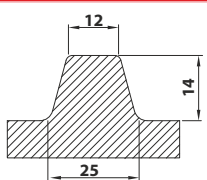

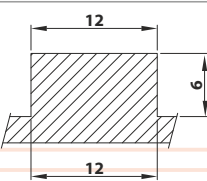
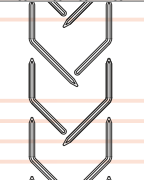
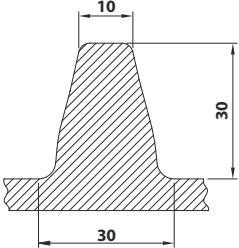
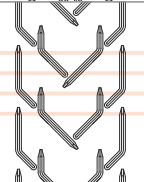
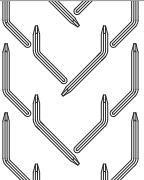
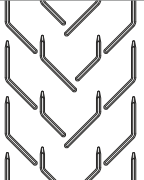
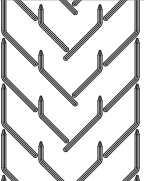
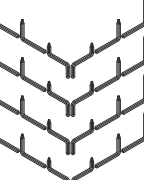
Application:

Mobile Crushers including mobile for stone aggregate handling, limestone conveying in cement plants, scrap handling, wood chips.


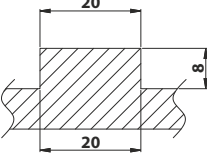
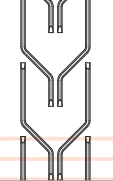
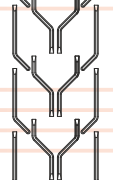
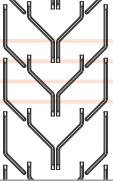
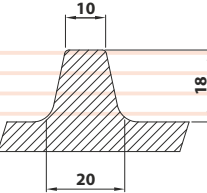
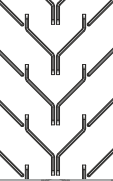

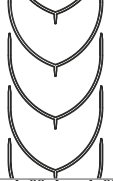
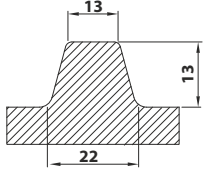

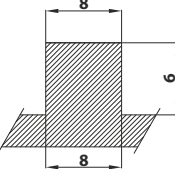
Product Characteristics:

Common Widths	: 300 mm to 2000 mm (12" to 80"). Refer table for details
Carcass Variety Available	: EP/Available with MAXX SHIELD®
Common Belt Rating	: 200 to 1000 kN/m (110 to 550 PIW)
No. of Plies	: 2 ply to 4 ply
Rubber Cover Compounds	: M24, DIN X, DIN Y, HAR, SAR, HR, OR (Other grades are also available on request)
Rubber Cover Thickness (min.)	: 3 mm (Top) & 1.5 mm (Bottom) or Bare Back 1/8" (Top) & 1/16" (Bottom) or Bare Back
Edge	: Moulded Edge preferred, Cut Edge available on request
Splicing Method	: Hot splice/Cold splice / Mechanical splice
Packing Available in	: Single Roll
Belt Identification	: Unique Product Identification Number (PIN) at every 10 Mtr (33')

MAXX ELEV® Cleat Design and Type

Profiles	Images	Cleat Cross Section (mm)	Product Width Range (min - max) (mm)	Cleat Covering width (mm)	Pitch (mm)
C15			400 - 800	375	260
CV6			600/800/1200	590/790/1190	86.5
H - 46			500 - 800	460	330
H - 58			650 - 1000	585	333.4
H - 63			650-800	645	330
H - 75			800 - 1200	770	330
H - 100			1200	995	330
H - 130			1400 - 2000	1340	330

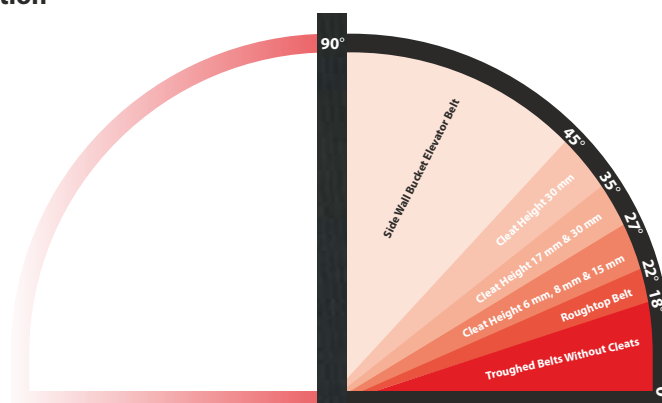
MAXX ELEV® Cleat Design and Type

Profiles	Images	Cleat Cross Section (mm)	Product Width Range (min - max) (mm)	Cleat Covering width (mm)	Pitch (mm)
V59			650 - 700	590	195
L - 30			400 - 500	310	330
L - 44			500 - 800	440	330
L - 63			700 - 1000	665	330
L - 95			1000 - 1200	995	330
L - 129			1400	1270	330
Fish Bone			650 - 1000	600	333
Multi - V Cleat			1200 - 1800	1840 Individual	175 Staggered

MAXX ELEV® Cleat Design and Type

Profiles	Images	Cleat Cross Section (mm)	Product Width Range (min - max) (mm)	Cleat Covering width (mm)	Pitch (mm)
Salt Profile			400 - 450	256 / 305	195
Y 32 - 450			500-650	430	255
Y 32 - 600			650-800	590	365
Y 32 - 800			800-1200	805	480
OV - 530			600-800	530	250
OV - 820			1000-1200	810	250
OV - 1110			1200-1400	1110	250

MAXX ELEV® Angle of Inclination





Oriental Rubber Industries Pvt. Ltd.

Corporate Office: Shravani Gardens, 20, Viman Nagar, Nagar Road, Pune - 411 014. INDIA.

☎ +91-20-6627 0800 Email: info@orientalrubber.com



Oriental Rubber Industries Pvt. Ltd.

Gat No. 525
Koregaon Bhima, Tal-Shirur
Pune - 412 216.
INDIA.



Oriental Rubber Industries Pvt. Ltd.

Gat No. 735
Karandi, Tal-Shirur
Pune - 412 210.
INDIA.



Oriental Rubber Industries SA (Pty) Ltd:

523 Commissioner Street, Boksburg,
PO Box 6159 Dunswart 1508, Gauteng
South Africa
info@orientalrubber.co.za | +27 (11) 914 1738



Wear Resistant



Heat Resistant



Fire Resistant



Oil Resistant



Energy Saving

MAXX ELEV[®]
Chevron Belts

