




ADIRONDACK TROUT BUM
PRESENTS

Wild Water, Wild fish: Exploring Central Adirondacks & Herkimer County



A collaboration



Agenda

A TROUT STORY

WHERE TO FISH (LOCATIONS)

READING SMALL WATER

SMALL WATER GEAR & TECHNIQUES

POND FISHING

DEC'S BROOK TROUT POND SURVEILLANCE
TEAM

CATCH & RELEASE





A TROUT STORY





WHERE TO FISH

Talk to fellow anglers, listen to clues.

NYSDEC info-locator

Here are some local waters

Day trip or overnight?

Share your story!

Check other species

Get off the beaten path!

Do not be afraid to hike in.

A long hike can lead to low pressure and great fishing.

Be prepared.

Bring a first aid kit, water or filter and head lamp.

Sign in at trail heads.

Let someone know where you will be.





INDIAN LAKE

Abundant opportunities – This region offers numerous species and multiple locations to explore



**INDIAN RIVER HAS SOME
AMAZING FISHING!**



Goodluck Lake For-pickerel



Bass are fun too!





BASS SPOTS

**City Limits
fishing in Little
falls
Beardslee Lake**



The West Canada





The East Canada



Steele Creek – Chasing Rainbows





UNLOCKING NEW HORIZONS

READING SMALL WATER

Reading Small Water



Observing Water Surface

Notice changes in flow, eddies, and riffles to identify areas where fish may be present.

Identifying Underwater Structures

Look for rocks and submerged logs as these affect current and create habitats for aquatic life.

Adapting to Water Conditions

Assess water clarity, depth, and speed to adjust fishing or navigation techniques effectively. Is the water flow up or down?

Small Stream Gear



Lightweight Short Rods and Small Reels

In small water I use short rods. My favorite is the 5ft Rock Hopper . This rod keeps me from getting tangled.

Floating line. Short leader 7 ½ ft and tippet 5x.


Keep it simple- wading gear can be hip boots or sandals- a small pack.

What's in my fly box

Streamer- Woollies in black, green & white, small leach patterns. Nymphs- hairs ear, prince , pheasant tail & stone. Dry- yellow stimulator, Hoppers, caddis & in late June the Hex fly is deadly.

TECHNIQUES

- How to approach the water- Stay low.
- Casting- learn how to roll cast, bow and arrow cast, short casts and DON'T false cast unless necessary.






**It's the
little
things.**



SLOW DOWN

- Slow down & look around.
- You never know what you may see.
- Take a moment smell the flowers, learn about wild mushrooms and you can have a delicacy for dinner.
- Remember, we live every day & only die once so enjoy it!





Pond Fishing





Fly Fishing for Brook Trout in ponds

- Picking a pond
- 2 rods one set for dries and one set for streamers
- trolling
- long handled net





All this hard work can pay off!!



DEC'S BROOK TROUT POND SURVEILLANCE TEAM



Monitoring Brook Trout Populations

STST members have been given a minimal of 5 ponds to survey in 2026.

Collecting Scientific Data

Each team member will be tasked with fishing their designated ponds. Once caught fish will be measured, and a small number of scales will be scraped off to accurately age the fish.

Signs will also be posted if they have not already been done.

These efforts help protect brook trout.

Team members are ambassadors for NY's brook trout.

Catch and Release Tips

Gentle Handling

Handle brook trout gently and with wet hands to reduce stress and prevent injury during catch and release.

Use Barbless Hooks

Using barbless hooks allows for easier fish release and minimizes harm, supporting healthy populations.

Limit Air Exposure

Keep fish out of water only a few seconds to avoid stress and improve their survival after release.

Support Sustainable Angling

Proper catch and release methods help preserve trout populations and ensure sustainable fishing for future generations.



Wild places are where you find your soul.





Thank you – Find Your Adventure

- Alvin H Montana II | 315-867-0266
- adirondacktroutbum@gmail.com
- [Adirondack Trout Bum - YouTube](#)

