Stress Rated Wooden Light Poles
Laminated Alaskan Yellow Cedar
Laminated Southern Yellow Pine
Up to 28' Fixture Mounting Height

Model Specified (Per Specification Worksheet Below)	Notes:
Quantity:	
Job Name:	Type:
Job Location - City/State:	Date:

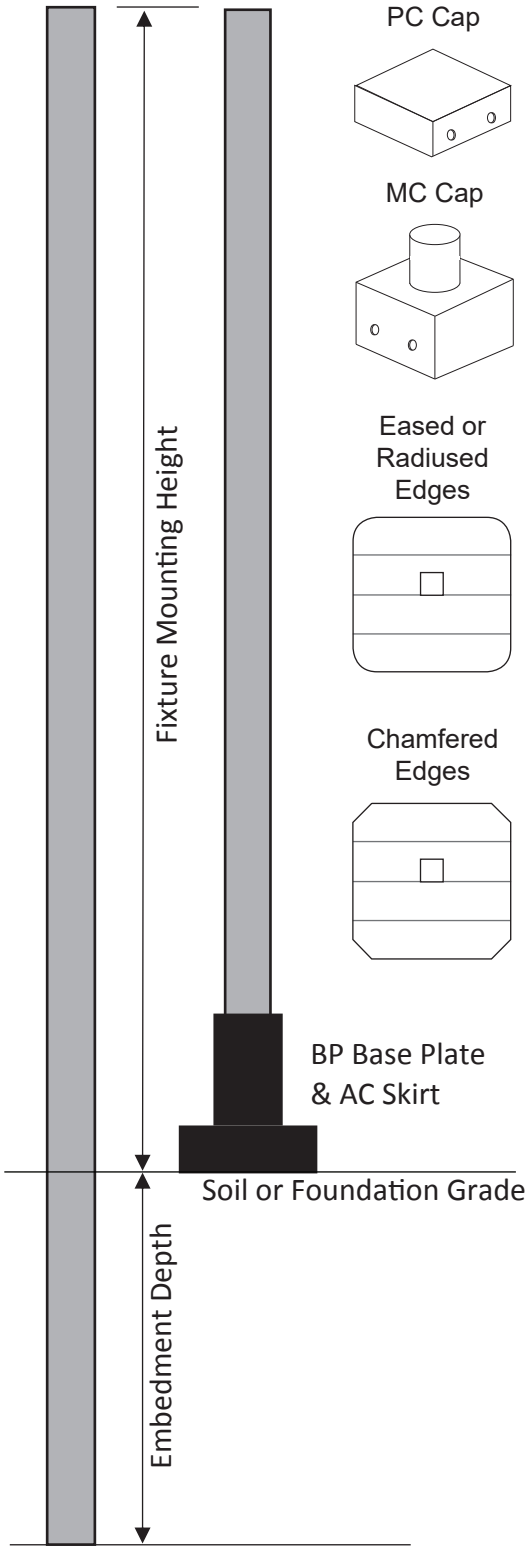

SPECIFICATIONS

Pole - Stress rated laminated Alaskan yellow cedar or preservative treated southern yellow pine bonded with durable moisture-resistant adhesives in conformance with ANSI A190.1 Standard for Wood Products –Structural Glued Laminated Timber under American Institute of Timber Construction (AITC). Design based on AASHTO LRFDLTS-1 using wind pressures derived from ASCE 7-10 and ASCE 7-16 using an Importance Factor of 1.0 and Wind Exposure C. EPAs are applicable for IBC 2015, 2018 and 2021

Section Size & Length – Available section sizes: 5" x 5-1/2", 6-3/4" x 6-3/4", and 8-1/2" x 8-1/4". Lengths are available in 1' increments.

Center Wire Raceway – Poles possess a 1" x 1-1/4" center wire raceway.

Pole Top Options – Specify MC tenon tops available with 2-3/8" or 3" O.D. cylinders for top mount applications. Specify PC protective caps for side mount applications. Pilot holes and through bolt holes can be supplied pre-drilled with a submitted template.

Side Mount Options – Custom steel cross arms up to 24" long can be available to support horizontal & vertical fixture mounting configurations.

Foundation Installation – Specify BP base plates for foundation installation. AC cover skirts and fasteners are included. Base plates and cover skirts are laser cut steel powder coated flat black. Anchor bolts are supplied by others (see diagrams below for anchor bolt specification).

Direct Embedment Installation – Refer to species durability testing data and installation suggestions and embedment recommendation tables at www.EroVista.net.

Surface Texture – Specify smooth or rough sawn texture.

Fabrication Styles – Specify eased, radiused or chamfered edge options.

Factory Staining – Poles can be factory stained with Sherwin-Williams® SuperDeck® semi-transparent stains, or can be painted or stained in the field to achieved desired color.

Packaging – Poles are job lot paper wrapped or can be individually paper wrapped.

Design Criteria – Reference selection tables and embedment depth recommendation tables at www.EroVista.net.

Copyright @ 2026 EroVista, LLC - ALL RIGHTS RESERVED

Weight Per Lineal Foot		
Pole Size	Alaskan Yellow Cedar	Southern Yellow Pine
5” x 5-1/2”	6 lbs.	7.5 lbs.
6-3/4” x 6-3/4”	10 lbs.	12.5 lbs.
8-1/2” x 8-1/4”	16 lbs.	19 lbs.

EroVista Commercial Series Specification Logic

Product	Section Size	Length	Texture	Fabrication	Stain Option	Top Cap	Base Plate & AC Skirt	Paper Wrap
C	**55**	**16**	**S**	**E**	**X**	**MC55.2**	**BP55**	**J**
C = Alaskan Yellow Cedar **SYP** = Southern Yellow Pine	**55** = 5” x 5-1/2” **66** = 6-3/4” x 6-3/4” **88** = 8-1/2” x 8-1/4”	Overall Length	**S** = Smooth[1] **R** = Rough	**E** = 1/8” Chamfered edges[1] **H** = 1/2” Radiused edges **C** = 1” Chamfered edges **P** = 1” Partial/tapered chamfered edges	**X** = No stain[1] **SW**_ _ _ _ [4]	PC55[2] PC66[2] PC88[2] MC55.2 or .3[3] MC66.2 or .3[3] MC88.2 or .3[3]	N = None BP55[5] BP66[5] BP88[5] BP55-H[5] BP66-H[5] BP88-H[5]	J = Job lot[1] I = Individual

[1] Standard price. Additional pricing applies to other options.
[2] Metal protective cap
*[3] Metal tenon top mounts – indicate a **.2** for a 2-3/8” tenon or **.3** for a 3” tenon*
[4] SW _ _ _ _ Indicates Sherwin-Williams® SuperDeck® semi-transparent stain color
[5] AC skirts are included with base plates to conceal anchor bolts
The above commercial light standard specification indicates C-55-16-S-E-X-MC55.2-BP55-J
Alaskan Yellow Cedar - 5”x5-1/2”x16’-smooth texture - eased edges - no stain – 2-3/8” tenon cap – individually paper wrapped)

EroVista Specification Worksheet

Product	Section Size	Length	Texture	Fabrication	Stain Option	Top Cap	Base Plate	Paper Wrap

EroVista Base Plate Installation Details

EroVista C55 POLE BASE PLATES

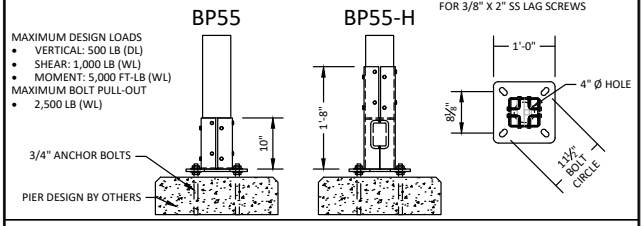

EroVista C66 POLE BASE PLATES

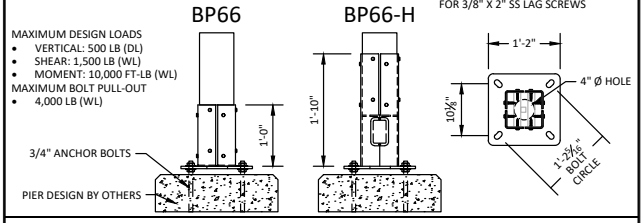

EroVista C88 POLE BASE PLATES

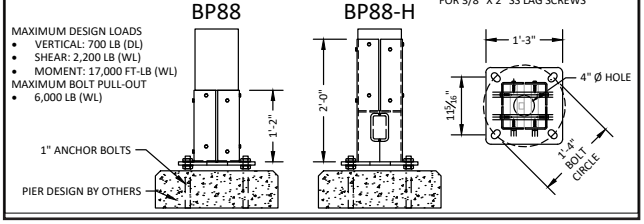

EroVista Base Plate Skirts

AC55 - 5" x 5-1/2" BASE PLATE SKIRT

AC66 - 6-3/4" x 6-3/4" BASE PLATE SKIRT

AC88 - 8-1/2" x 8-1/4" BASE PLATE SKIRT

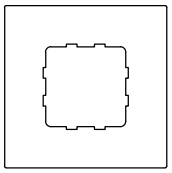

AC skirt placed over BP base plate prior to inserting pole

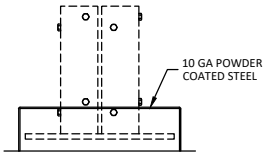

Copyright @ 2026 EroVista, LLC - ALL RIGHTS RESERVED

EroVista
Wooden Light Standards

Maximum Combined EPA Table - Base Mount

Fixture Configuration	EroVista Pole Size	Pole Height (ft)	Alaskan Yellow Cedar Poles Maximum Fixture EPA (ft^2) Wind Speed (mph) 115	120	130	140	150	160	Southern Yellow Pine Poles Maximum Fixture EPA (ft^2) Wind Speed (mph) 115	120	130	140	150	160
Top Mount Fixture	5" x 5-1/2"	8	19.30	17.54	14.61	12.28	10.40	8.87	28.46	25.97	21.82	18.52	15.86	13.68
		10	14.31	12.91	10.54	8.50	6.86	5.51	21.67	19.69	16.38	13.76	11.65	9.90
		12	10.53	9.25	7.13	5.44	4.08	2.97	16.93	15.29	12.56	10.23	8.30	6.73
		14	7.16	6.08	4.30	2.89	1.75	0.81	13.08	11.56	9.04	7.04	5.42	4.09
		16	4.26	3.36	1.85	0.66			9.40	8.12	5.99	4.29	2.93	1.81
		18	1.80	1.03					6.35	5.26	3.42	1.98	0.81	
		20							3.73	2.78	1.20			
	6-3/4" x 6-3/4"	8	45.91	41.92	35.28	30.01	25.76	22.27	62.59	57.24	48.33	41.25	35.56	30.89
		10	35.25	32.07	26.77	22.57	19.01	16.06	48.55	44.29	37.19	31.55	27.00	23.28
		12	27.85	25.15	20.48	16.78	13.80	11.36	38.93	35.38	29.48	24.71	20.70	17.42
		14	21.47	19.11	15.19	12.07	9.55	7.49	31.36	28.22	22.95	18.76	15.38	12.61
		16	16.03	14.03	10.70	8.05	5.92	4.17	24.49	21.80	17.31	13.76	10.88	8.54
		18	11.56	9.84	6.96	4.69	2.85	1.35	18.89	16.57	12.70	9.63	7.16	5.13
		20	7.75	6.25	3.76	1.78			14.18	12.16	8.79	6.11	3.96	2.19
		22	4.44	3.12	0.93				10.14	8.36	5.39	3.04	1.15	
		24	1.62						6.78	5.19	2.53			
		26							3.57	2.15				
		28							0.80					
	8-1/2" x 8-1/4"	8	90.12	82.45	69.66	59.50	51.32	44.61	122.02	111.73	94.59	80.98	70.02	61.04
		10	70.12	63.99	53.78	45.67	39.14	33.79	95.55	87.34	73.65	62.80	54.04	46.86
		12	56.40	51.31	42.82	35.96	30.31	25.69	77.51	70.70	59.32	50.28	43.00	36.91
		14	45.65	41.16	33.72	27.81	23.04	19.13	63.49	57.70	48.09	40.21	33.80	28.56
		16	36.16	32.36	26.01	20.98	16.92	13.60	51.87	46.76	38.26	31.50	26.04	21.59
		18	28.50	25.21	19.73	15.39	11.88	9.01	42.06	37.65	30.28	24.45	19.72	15.87
		20	22.05	19.17	14.40	10.61	7.55	5.04	33.97	30.09	23.65	18.54	14.41	11.03
		22	16.31	13.80	9.62	6.31	3.63	1.44	27.07	23.66	17.96	13.45	9.80	6.82
		24	11.62	9.39	5.67	2.72			21.41	18.34	13.23	9.18	5.92	3.25
		26	7.20	5.22	1.92				16.04	13.29	8.74	5.12	2.21	
		28	3.45	1.66					11.55	9.07	4.94	1.66		
		30							7.19	4.96	1.24			
Single Side Mount Fixture	5" x 5-1/2"	8	6.93	6.36	5.42	4.68	4.07	3.58	7.83	7.20	6.13	5.29	4.61	4.05
		10	6.93	6.36	5.42	4.68	4.07	3.58	7.83	7.20	6.13	5.29	4.61	4.05
		12	6.93	6.36	5.42	4.68	3.90	2.81	7.83	7.20	6.13	5.29	4.61	4.05
		14	6.85	5.84	4.10	2.71	1.59	0.68	7.74	7.11	6.06	5.23	4.55	3.95
		16	4.04	3.15	1.68	0.51			7.57	6.95	5.81	4.14	2.80	1.70
		18	1.61	0.85					6.15	5.08	3.27	1.84	0.69	
		20							3.55	2.62	1.07			
	6-3/4" x 6-3/4"	8	14.97	13.75	11.72	10.10	8.80	7.74	16.92	15.54	13.25	11.42	9.95	8.74
		10	14.97	13.75	11.72	10.10	8.80	7.74	16.92	15.54	13.25	11.42	9.95	8.74
		12	14.97	13.75	11.72	10.10	8.80	7.74	16.92	15.54	13.25	11.42	9.95	8.74
		14	14.80	13.59	11.58	9.99	8.70	7.36	16.73	15.36	13.09	11.29	9.83	8.64
		16	14.46	13.28	10.52	7.90	5.78	4.05	16.35	15.02	12.79	11.03	9.61	8.43
		18	11.37	9.66	6.81	4.56	2.73	1.24	15.99	14.68	12.51	9.50	7.04	5.03
		20	7.58	6.10	3.62	1.66			14.01	12.00	8.65	6.00	3.86	2.10
		22	4.28	2.98	0.81				10.00	8.22	5.27	2.93	1.06	
		24	1.48						6.64	5.06	2.42			
		26							3.44	2.03				
		28							0.69					
	8-1/2" x 8-1/4"	8	28.48	26.16	22.29	19.22	16.74	14.71	32.19	29.57	25.19	21.72	18.92	16.63
		10	28.48	26.16	22.29	19.22	16.74	14.71	32.19	29.57	25.19	21.72	18.92	16.63
		12	28.48	26.16	22.29	19.22	16.74	14.71	32.19	29.57	25.19	21.72	18.92	16.63
		14	28.15	25.85	22.03	19.00	16.55	14.54	31.82	29.22	24.90	21.47	18.71	16.44
		16	27.51	25.27	21.53	18.56	16.17	13.49	31.10	28.56	24.34	20.98	18.28	16.07
		18	26.90	24.70	19.58	15.26	11.76	8.91	30.41	27.93	23.79	20.52	17.87	15.69
		20	21.87	19.02	14.26	10.49	7.45	4.95	29.74	27.32	23.28	18.42	14.31	10.94
		22	16.16	13.66	9.50	6.20	3.54	1.36	26.92	23.52	17.84	13.34	9.71	6.74
		24	11.48	9.26	5.56	2.62			21.27	18.21	13.10	9.09	5.84	3.18
		26	7.08	5.10	1.82				15.91	13.18	8.64	5.04	2.13	
		28	3.33	1.56					11.44	8.96	4.85	1.59		
		30							7.08	4.86	1.16			
Two or More Side Mount Fixtures	5" x 5-1/2"	8	13.86	12.73	10.85	9.35	8.15	7.16	15.67	14.39	12.26	10.57	9.21	8.10
		10	13.85	12.57	10.25	8.25	6.64	5.32	15.67	14.39	12.26	10.57	9.21	8.10
		12	10.22	8.97	6.88	5.23	3.90	2.81	15.67	14.39	12.25	10.02	8.12	6.57
		14	6.90	5.84	4.10	2.71	1.59	0.68	12.82	11.32	8.83	6.85	5.27	3.95
		16	4.04	3.15	1.68	0.51			9.17	7.91	5.81	4.14	2.80	1.69
		18	1.61	0.85					6.15	5.08	3.27	1.84	0.69	
		20							3.55	2.62	1.07			
	6-3/4" x 6-3/4"	8	29.94	27.50	23.43	20.21	17.60	15.47	33.85	31.09	26.49	22.84	19.90	17.49
		10	29.94	27.50	23.43	20.21	17.60	15.47	33.85	31.09	26.49	22.84	19.90	17.49
		12	27.54	24.86	20.24	16.57	13.62	11.20	33.85	31.09	26.49	22.84	19.90	17.26
		14	21.21	18.87	14.98	11.89	9.40	7.36	31.10	27.97	22.74	18.58	15.23	12.48
		16	15.81	13.83	10.52	7.90	5.78	4.05	24.27	21.59	17.14	13.60	10.75	8.42
		18	11.37	9.66	6.81	4.56	2.73	1.24	18.69	16.39	12.54	9.50	7.04	5.03
		20	7.58	6.10	3.62	1.66			14.01	12.00	8.65	6.00	3.86	2.10
		22	4.28	2.98	0.81				10.00	8.22	5.27	2.93	1.06	
		24	1.48						6.64	5.06	2.42			
		26							3.44	2.03				
		28							0.69					
	8-1/2" x 8-1/4"	8	56.95	52.31	44.58	38.43	33.48	29.43	64.38	59.14	50.39	43.45	37.85	33.27
		10	56.95	52.31	44.58	38.43	33.48	29.43	64.38	59.14	50.39	43.45	37.85	33.27
		12	56.09	51.02	42.58	35.75	30.13	25.53	64.38	59.14	50.39	43.45	37.85	33.27
		14	45.38	40.92	33.52	27.63	22.89	19.00	63.22	57.46	47.89	40.03	33.65	28.42
		16	35.93	32.15	25.84	20.83	16.79	13.49	51.64	46.55	38.08	31.34	25.91	21.47
		18	28.31	25.03	19.58	15.26	11.76	8.91	41.87	37.47	30.13	24.31	19.61	15.77
		20	21.87	19.02	14.26	10.49	7.45	4.95	33.80	29.94	23.52	18.42	14.31	10.94
		22	16.16	13.66	9.50	6.20	3.54	1.36	26.92	23.52	17.84	13.34	9.71	6.74
		24	11.48	9.26	5.56	2.62			21.27	18.21	13.10	9.09	5.84	3.18
		26	7.08	5.10	1.82				15.91	13.18	8.64	5.04	2.13	
		28	3.33	1.56					11.44	8.96	4.85	1.59		
		30							7.08	4.86	1.16			

Notes:

1. Design based on AASHTO LRFDLTS-1 using wind pressures derived from ASCE 7-10 and ASCE 7-16 using an Importance Factor of 1.0 and Wind Exposure C. EPAs are applicable for IBC 2015, 2018 and 2021.
2. Poles are Alaskan Yellow Cedar or Southern Yellow Pine glue-laminated columns supplied by EroVista and manufactured in accordance with ANSI A190.1. Southern Yellow Pine poles are pressure treated to a retention level required for Use Category UC4B per AWPA UC-1 standard and are suitable for ground contact, contact with freshwater, and exposure to saltwater splash.
3. Maximum pedestal base height of 24" above grade. Pole height is the distance from the top of the pedestal to the top of pole.
4. Total weight of fixtures assumed to be less than 50 lb. Maximum fixture offset of 24" assumed for side mounted fixtures.
5. Use of hot dipped galvanized or stainless steel fasteners recommended. A gasket shall be used to isolate metal fixtures from treated SYP poles.
6. Maximum Fixture EPA shown is for the total of all fixtures and attachment arms.

Copyright @ 2026 EroVista, LLC - ALL RIGHTS RESERVED

Maximum Combined EPA Table - Direct Embedment

Fixture Configuration	EroVista Pole Size	Pole Height (ft)	Alaskan Yellow Cedar Poles Maximum Fixture EPA (ft^2) Wind Speed (mph) 115	120	130	140	150	160	Southern Yellow Pine Poles Maximum Fixture EPA (ft^2) Wind Speed (mph) 115	120	130	140	150	160
Top Mount Fixture	5" x 5-1/2"	8	14.96	13.56	11.21	9.35	7.76	6.41	22.33	20.33	17.01	14.38	12.25	10.51
		10	10.84	9.61	7.56	5.93	4.62	3.54	16.78	15.19	12.55	10.46	8.65	7.13
		12	7.36	6.34	4.65	3.30	2.22	1.33	12.86	11.52	9.12	7.21	5.67	4.41
		14	4.48	3.62	2.21	1.08			9.30	8.09	6.08	4.48	3.20	2.15
		16	1.98	1.26					6.18	5.17	3.47	2.13	1.04	
		18							3.57	2.70	1.25			
		20							1.29	0.55				
	6-3/4" x 6-3/4"	8	36.11	32.92	27.61	23.39	19.99	17.19	49.45	45.18	38.06	32.40	27.84	24.11
		10	27.42	24.88	20.56	17.00	14.12	11.77	38.07	34.67	28.98	24.48	20.77	17.61
		12	21.03	18.80	15.07	12.12	9.74	7.78	30.20	27.37	22.43	18.46	15.26	12.64
		14	15.63	13.74	10.61	8.12	6.12	4.47	23.57	21.03	16.83	13.48	10.78	8.57
		16	11.04	9.45	6.79	4.69	2.98	1.59	17.81	15.67	12.09	9.26	6.97	5.09
		18	7.24	5.86	3.58	1.77			13.10	11.25	8.17	5.73	3.77	2.15
		20	3.96	2.77	0.78				9.11	7.50	4.82	2.69	0.98	
		22	1.07						5.65	4.24	1.87			
		24							2.72	1.46				
	8-1/2" x 8-1/4"	8	71.27	65.13	54.90	46.78	40.23	34.87	96.76	88.54	74.83	63.95	55.18	47.99
		10	55.05	50.15	41.99	35.51	30.18	25.73	75.37	68.82	57.87	49.18	42.17	36.44
		12	43.86	39.79	32.75	27.16	22.64	18.95	60.73	55.27	46.18	38.90	32.85	27.89
		14	34.61	31.03	25.08	20.36	16.55	13.43	49.27	44.55	36.58	30.23	25.10	20.93
		16	26.73	23.70	18.64	14.63	11.38	8.73	39.27	35.19	28.38	22.99	18.63	15.07
		18	20.33	17.70	13.33	9.87	7.07	4.79	31.14	27.60	21.73	17.06	13.30	10.22
		20	14.87	12.58	8.78	5.76	3.33	1.33	24.36	21.27	16.13	12.06	8.76	6.07
		22	10.00	8.00	4.67	2.04			18.54	15.82	11.28	7.69	4.79	2.42
		24	5.95	4.18	1.23				13.71	11.27	7.21	4.00	1.40	
		26	2.12	0.55					9.12	6.94	3.33			
		28							5.23	3.27				
		30							1.44					
Single Side Mount Fixture	5" x 5-1/2"	8	6.06	5.57	4.75	4.09	3.56	3.13	6.85	6.30	5.36	4.63	4.03	3.54
		10	6.06	5.57	4.75	4.09	3.56	3.13	6.85	6.30	5.36	4.63	4.03	3.54
		12	6.06	5.57	4.40	3.09	2.03	1.17	6.85	6.30	5.36	4.63	4.03	3.54
		14	4.22	3.38	2.00	0.90			6.78	6.22	5.30	4.31	3.04	2.01
		16	1.75	1.05					5.96	4.96	3.30	1.97	0.91	
		18							3.37	2.52	1.10			
		20							1.12					
	6-3/4" x 6-3/4"	8	13.10	12.03	10.25	8.84	7.70	6.77	14.81	13.60	11.59	10.00	8.71	7.65
		10	13.10	12.03	10.25	8.84	7.70	6.77	14.81	13.60	11.59	10.00	8.71	7.65
		12	13.10	12.03	10.25	8.84	7.70	6.77	14.81	13.60	11.59	10.00	8.71	7.65
		14	12.95	11.89	10.13	7.95	5.96	4.34	14.64	13.44	11.46	9.88	8.60	7.56
		16	10.82	9.24	6.62	4.53	2.85	1.48	14.30	13.14	11.20	9.10	6.83	4.98
		18	7.04	5.68	3.43	1.64			12.91	11.07	8.02	5.60	3.65	2.04
		20	3.78	2.61	0.65				8.94	7.34	4.69	2.58	0.88	
		22	0.91						5.49	4.10	1.76			
		24							2.58	1.34				
	8-1/2" x 8-1/4"	8	24.92	22.89	19.50	16.81	14.65	12.87	28.17	25.87	22.05	19.01	16.56	14.55
		10	24.92	22.89	19.50	16.81	14.65	12.87	28.17	25.87	22.05	19.01	16.56	14.55
		12	24.92	22.89	19.50	16.81	14.65	12.87	28.17	25.87	22.05	19.01	16.56	14.55
		14	24.63	22.62	19.28	16.62	14.48	12.72	27.85	25.57	21.79	18.79	16.37	14.38
		16	24.07	22.11	18.46	14.47	11.25	8.62	27.21	24.99	21.29	18.36	15.99	14.06
		18	20.13	17.52	13.18	9.74	6.96	4.68	26.61	24.44	20.82	16.93	13.18	10.10
		20	14.69	12.42	8.64	5.65	3.22	1.24	24.19	21.11	16.00	11.94	8.66	5.98
		22	9.84	7.86	4.55	1.94			18.39	15.68	11.16	7.59	4.70	2.34
		24	5.81	4.05	1.12				13.57	11.14	7.10	3.90	1.32	
		26	1.99						8.99	6.83	3.23			
		28							5.12	3.17				
		30							1.34					
Two or More Side Mount Fixtures	5" x 5-1/2"	8	12.13	11.14	9.49	8.18	7.13	6.17	13.71	12.59	10.73	9.25	8.06	7.08
		10	10.47	9.27	7.26	5.68	4.40	3.35	13.71	12.59	10.73	9.25	8.06	6.93
		12	7.05	6.06	4.40	3.09	2.03	1.17	12.55	11.23	8.87	7.00	5.49	4.25
		14	4.22	3.38	2.00	0.90			9.04	7.85	5.88	4.31	3.04	2.01
		16	1.75	1.05					5.96	4.97	3.29	1.98	0.91	
		18							3.37	2.52	1.10			
		20							1.12					
	6-3/4" x 6-3/4"	8	26.20	24.06	20.51	17.68	15.40	13.54	29.62	27.20	23.18	19.99	17.41	15.30
		10	26.20	24.06	20.27	16.75	13.90	11.58	29.62	27.20	23.18	19.99	17.41	15.30
		12	20.72	18.51	14.83	11.91	9.55	7.62	29.59	27.08	22.19	18.25	15.08	12.48
		14	15.36	13.50	10.40	7.95	5.96	4.34	23.31	20.79	16.62	13.30	10.63	8.44
		16	10.82	9.24	6.62	4.53	2.85	1.48	17.59	15.47	11.92	9.10	6.83	4.98
		18	7.04	5.68	3.43	1.64			12.91	11.07	8.02	5.60	3.65	2.04
		20	3.78	2.61	0.65				8.94	7.34	4.69	2.58	0.88	
		22	0.91						5.49	4.10	1.76			
		24							2.58	1.34				
	8-1/2" x 8-1/4"	8	49.83	45.77	39.00	33.63	29.30	25.75	56.33	51.74	44.09	38.02	33.12	29.11
		10	49.83	45.77	38.98	33.61	29.28	25.54	56.33	51.74	44.09	38.02	33.12	29.11
		12	43.54	39.50	32.51	26.95	22.46	18.79	56.33	51.74	44.09	38.02	32.66	27.73
		14	34.35	30.79	24.88	20.18	16.40	13.30	49.01	44.30	36.37	30.06	24.97	20.80
		16	26.51	23.50	18.46	14.47	11.25	8.62	39.04	34.98	28.21	22.84	18.50	14.96
		18	20.13	17.52	13.18	9.74	6.96	4.68	30.94	27.42	21.57	16.93	13.18	10.10
		20	14.69	12.42	8.64	5.65	3.22	1.24	24.19	21.11	16.00	11.94	8.66	5.98
		22	9.84	7.86	4.55	1.94			18.39	15.68	11.16	7.59	4.70	2.34
		24	5.81	4.05	1.12				13.57	11.14	7.10	3.90	1.32	
		26	1.99						8.99	6.83	3.23			
		28							5.12	3.17				
		30							1.34					

Notes:

1. Design based on AASHTO LRFDLTS-1 using wind pressures derived from ASCE 7-10 and ASCE 7-16 using an Importance Factor of 1.0 and Wind Exposure C. EPAs are applicable for IBC 2015, 2018 and 2021.
2. Poles are Alaskan Yellow Cedar or Southern Yellow Pine glue-laminated columns supplied by EroVista and manufactured in accordance with ANSI A190.1. Southern Yellow Pine poles are pressure treated to a retention level required for Use Category UC4B per AWPA UC-1 standard and are suitable for ground contact, contact with freshwater, and exposure to saltwater splash. Design values reduced for wet use conditions.
3. Pole height is the distance from grade to the top of pole.
4. Total weight of fixtures assumed to be less than 50 lb. Maximum fixture offset of 24" assumed for side mounted fixtures.
5. Use of hot dipped galvanized or stainless steel fasteners recommended. A gasket shall be used to isolate metal fixtures from treated SYP poles.
6. Maximum Fixture EPA shown is for the total of all fixtures and attachment arms.

Minimum Embedment Below Grade (ft)		
Pole Size	**Gravel Soils**	**Sandy Soils**
5" x 5-1/2"	3'-6"	4'-0"
6-3/4" x 6-3/4"	4'-6"	5'-0"
8-1/4" x 8-1/2"	5'-6"	6'-0"

Notes:

1. Recommended embedment depth based on pole being encased in 24" diameter pier below grade or as designed by licensed professional engineer.
2. Direct embedment depth based on the following soil properties: Gravel Soils (GW, GP): $\phi = 34°$, $\gamma = 130$ lb/ft3, c = 0 lb/ft2
   Sandy Soils (SW, SP, SM, SC, GM, GC): $\phi = 30°$, $\gamma = 120$ lb/ft3, c = 0 lb/ft2

Copyright @ 2026 EroVista, LLC - ALL RIGHTS RESERVED