

Wholesale Grinder Pump Stocking Announcement

Magnolia Pump & Equipment Inc.

Providing YOU With Fluid Solutions



Champion Pump

Features/Benefits:

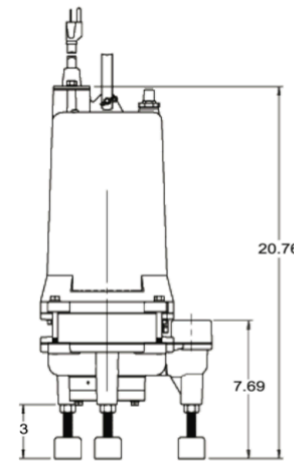
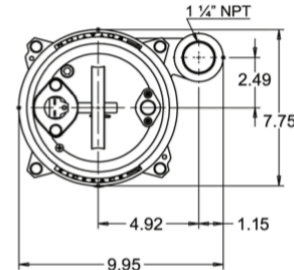
If you've got an application for a smaller grinder pump, check out this vicious and ornery 'Sidewinder Grinder' from E/One's stable of the most rugged, longest-lasting grinder pumps in the industry.

E/One developed the world's first production model grinder pump nearly 50 years ago, and today, E/One stills leads the industry it invented, serving more than a million end-users daily.

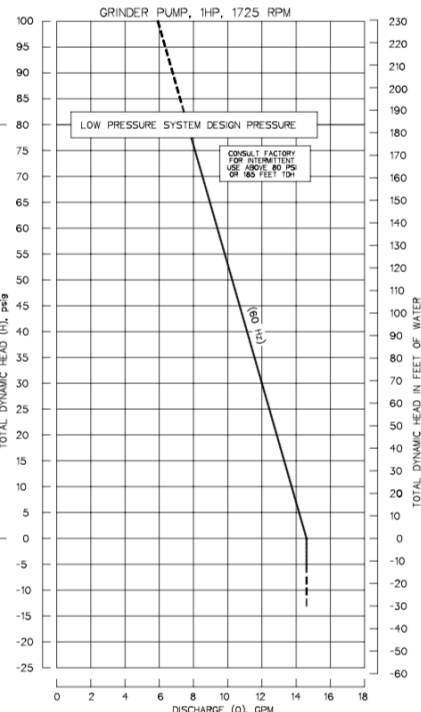
This robust 3/4 hp semi-positive displacement (SPD) pump is a most vicious wastewater predator and ideal for low-pressure applications with a maximum 92 feet TDH. Plus, it carries an exclusive 1-year bumper-to-bumper warranty with certified installation.

- Motor: .75HP, 1725RPM, high torque, capacitor start, 240v, 60hz, 1ph
- Discharge: 1.25" NPT
- Flows: 15gpm @ 0' / 11.5gpm @ 80'

- High Efficiency motor with upper and lower ball bearings/Runs cooler and lasts longer
- Cast Iron Impeller
- Sealed entry with replaceable power cords/Easy to replace, prevents water from entering the motor housing through a cut power cord. Warranty is not voided if plug is cut off
- Every pump is tested in water to ensure that the pump meets head and flow requirements
- SSPMA Certified
- Shut off heads up to 103' (or 133' with optional high head impeller- additional cost)
- Available in single and three phase
- Double seal for extra motor protection
- 1.25" Discharge
- Oil filled motor



E/ONE SPD PUMP PERFORMANCE CURVE



MODEL(S) INFORMATION

MODEL	HP	VOLTS	PHASE	AMPS	CORD LENGTH	SWITCH	REQUIRES PANEL
CPG(H) 2022DS(A)	2	208/230	1	15	20'	Manual (Automatic)	No
CPG(H) 2092DSL	2	208	3	11	20'	Manual	Yes
CPG(H) 2023DSL	2	208/230	1	15	30'	Manual	Yes
CPG(H) 2032DSL	2	230	3	9	20'	Manual	Yes
*CPG(H) 2042DSL	2	460	3	4.5	20'	Manual	Yes