





September Class D

Monday	Tuesday	Wednesday	Thursday	Friday																																																																																				
<p>Everyday Activities!</p> <p>Fine Motor Activities, Yoga, Songs, STEM, Circle Time, Smartboard Activity/Game, Snack, Stories & Books, Sign Language, Playtime in Centers, Music & Movement, Social & Emotional Experiences, & More!</p>																																																																																								
<p>2 Labor Day</p>	<p>3</p> <div style="text-align: center;">  <p>Open House 4 - 6 p.m. Parent meeting 4:30 OR 5:30 p.m.</p> </div>	<p>4 bananas</p> <p>Learn: Routines & Procedures Read: Llama, Llama Misses Mama Make: First day picture frame More: Tour Room, Music, Snack</p>	<p>5 Cheerios</p> <p>Review: Routines & Procedures Read: Be Kind and talk about kindness Make: Self Portrait, Name Writing Smartboard Practice Game</p>	<p>6</p>																																																																																				
<p>9</p>	<p>10 cucumbers</p> <p>Introduce letter A: sign, sound, character, words, song, writing Make: Apple Annie character Smartboard literacy game: letter A</p>	<p>11 raisins</p> <p>Review: A song, sign, sound, etc Science: Astronauts Make: Astronaut helmet craft Outside: Launch foam rockets</p>	<p>12 applesauce</p> <p>Review: A sign, sound, song, etc Math: Picture graph of fav apple Cook: Homemade applesauce Learn & Make: Abstract Art</p>	<p>13</p>																																																																																				
<p>16</p>	<p>17 carrots</p> <p>Introduce letter B: sign, sound, character, words, song, writing Make: Benjamin Bunny character Smartboard literacy game: letter B</p>	<p>18 cracker with honey</p> <p>Review: B song, sign, sound, etc Nature topic: Bees/Making honey Taste: Honey from North Dakota Make: Honeycomb Art/ Start Batik</p>	<p>19 bread with butter</p> <p>Review: B song, sign, sound, etc Math: Picture graph of favorite bird Make: Homemade butter for snack Learn & Make: Batik fabric painting</p>	<p>20</p>																																																																																				
<p>23</p>	<p>24 open faced sandwich</p> <p>Intro: to Scandinavian Countries Art Technique: Rosemaling Listen: Norwegian music Make: open-faced sandwiches</p>	<p>25 Swedish cookie & Lefse</p> <div style="text-align: center;">  <p>Field Trip to Norsk Hostfest</p> </div>	<p>26 Popcorn</p> <div style="text-align: center;">  <p>Regular in-class activities and centers</p> </div>	<p>27</p>																																																																																				
<p>30</p>	<p>Contact Info:</p> <p>www.minotpreschool.com childrens.garden@hotmail.com 701.833.8980 (call/text Sara) 701.720.9987 (call/text Shaun)</p>	<p>August '19</p> <table border="1" style="font-size: small;"> <thead> <tr><th>M</th><th>T</th><th>W</th><th>T</th><th>F</th><th>S</th><th>S</th></tr> </thead> <tbody> <tr><td></td><td></td><td></td><td>1</td><td>2</td><td>3</td><td>4</td></tr> <tr><td>5</td><td>6</td><td>7</td><td>8</td><td>9</td><td>10</td><td>11</td></tr> <tr><td>12</td><td>13</td><td>14</td><td>15</td><td>16</td><td>17</td><td>18</td></tr> <tr><td>19</td><td>20</td><td>21</td><td>22</td><td>23</td><td>24</td><td>25</td></tr> <tr><td>26</td><td>27</td><td>28</td><td>29</td><td>30</td><td>31</td><td></td></tr> </tbody> </table>	M	T	W	T	F	S	S				1	2	3	4	5	6	7	8	9	10	11	12	13	14	15	16	17	18	19	20	21	22	23	24	25	26	27	28	29	30	31		<div style="text-align: center;">  </div>	<p>October '19</p> <table border="1" style="font-size: small;"> <thead> <tr><th>M</th><th>T</th><th>W</th><th>T</th><th>F</th><th>S</th><th>S</th></tr> </thead> <tbody> <tr><td></td><td>1</td><td>2</td><td>3</td><td>4</td><td>5</td><td>6</td></tr> <tr><td>7</td><td>8</td><td>9</td><td>10</td><td>11</td><td>12</td><td>13</td></tr> <tr><td>14</td><td>15</td><td>16</td><td>17</td><td>18</td><td>19</td><td>20</td></tr> <tr><td>21</td><td>22</td><td>23</td><td>24</td><td>25</td><td>26</td><td>27</td></tr> <tr><td>28</td><td>29</td><td>30</td><td>31</td><td></td><td></td><td></td></tr> </tbody> </table>	M	T	W	T	F	S	S		1	2	3	4	5	6	7	8	9	10	11	12	13	14	15	16	17	18	19	20	21	22	23	24	25	26	27	28	29	30	31			
M	T	W	T	F	S	S																																																																																		
			1	2	3	4																																																																																		
5	6	7	8	9	10	11																																																																																		
12	13	14	15	16	17	18																																																																																		
19	20	21	22	23	24	25																																																																																		
26	27	28	29	30	31																																																																																			
M	T	W	T	F	S	S																																																																																		
	1	2	3	4	5	6																																																																																		
7	8	9	10	11	12	13																																																																																		
14	15	16	17	18	19	20																																																																																		
21	22	23	24	25	26	27																																																																																		
28	29	30	31																																																																																					