






December



Monday	Tuesday	Wednesday	Thursday	Friday																																																																																				
Everyday Activities! Fine Motor Activities, Yoga, Songs, STEM, Circle Time, Smartboard Activity/Game, Snack, Stories & Books, Sign Language, Playtime in Centers, Music & Movement, Social & Emotional Experiences, & More!	Contact Info: www.minotpreschool.com childrens.garden@hotmail.com 701.833.8980 (call/text Sara) 701.720.9987 (call/text Shaun) Questionable weather? Check FB or KX News																																																																																							
2 Cracker Snowman Review: I sign, sound, song, etc Science Topic : Ice and Snow Craft: Make an Icy Snowman (part I) Science game: Sorting Insects vs Non	3 Pretzels Review: I sign, sound, song, etc Music Lesson/Activity: Instruments Art: Insects scene (stamping) Math: Ice Cream Math Game	4 Ice Cream Social Emotional Outreach: City Ice & Snow Crews Math: Graph favorite ice cream flavor Cooking: Homemade chocolate ice cream Art Career: Illustrator	5 Carrots Introduce letter J- sign, sound, character, words, song, writing Make: Jungle Jim the Jellyfish Literacy: J sound game on Smartboard	6 Mini Rice Cakes Story: Rent Party Jazz (with Smiling Jack) Follow up: Decorate jazz party-horn Coding: Cubetto travels to - Jellyfish Phy Ed Lesson/Activity: Jumping																																																																																				
9 Applesauce Review: J sign, sound, song, etc Science Topic: Jungles Make: Part 2 of Snowman craft Math: Jungle Patterns Smarboard game	10 Veggie Review: J sign, sound, song, etc Music Lesson/Activity: Jam Art: Jupiter Paintings Math: Jelly bean counting	11 Jelly on Tortilla Social Emotional Outreach: Jail Staff (Police Officers) Math: Graph favorite kind of juice Food Project: make homemade quick jelly Art Term: Junk Art	12 Kix Introduce letter K- sign, sound, character, words, song, writing Make: Katy Kangaroo's Kite Math: Countng packages game	13 Yogurt Story: Does a Kangaroo Have a Mother Too? Follow up: Eric Carle style art Coding: Cubetto travels to - Kingdom Phy Ed Lesson/Activity: Kick Ball																																																																																				
16 Snack Mix Review: K sign, sound, song, etc Science: Make Kooky Oobleck Experiment: 3 Types of Matter Art: Decorate Gift Bag	17 Crackers and Cheese Review: K sign, sound, song, etc Music Lesson/Activity: Kazoos Art: DIY Kazoo Math: Kite Decorating Counting Game	18 Fruit Kabobs Social Emotional Outreach: Kindness Cards Graph: Do you like koalas/kangaroos/both? Food Project: Make Fruit Kabobs Art: Construct Kinetic Sculptures	19 Holiday Cookie Class holiday party Cookie decorating Music and Fun	20 Program Day!  Morning Class 9:30 a.m. Students arrive at regular class time please.																																																																																				
23	24	25	26	27																																																																																				
*** School Closed for Winter Break, Classes resume January 6th & 7th, 2019! Happy Holidays! ***																																																																																								
30	31 	November '19 <table border="1"> <thead> <tr> <th>M</th> <th>T</th> <th>W</th> <th>T</th> <th>F</th> <th>S</th> <th>S</th> </tr> </thead> <tbody> <tr> <td></td> <td></td> <td></td> <td>1</td> <td>2</td> <td>3</td> <td></td> </tr> <tr> <td>4</td> <td>5</td> <td>6</td> <td>7</td> <td>8</td> <td>9</td> <td>10</td> </tr> <tr> <td>11</td> <td>12</td> <td>13</td> <td>14</td> <td>15</td> <td>16</td> <td>17</td> </tr> <tr> <td>18</td> <td>19</td> <td>20</td> <td>21</td> <td>22</td> <td>23</td> <td>24</td> </tr> <tr> <td>25</td> <td>26</td> <td>27</td> <td>28</td> <td>29</td> <td>30</td> <td></td> </tr> </tbody> </table>	M	T	W	T	F	S	S				1	2	3		4	5	6	7	8	9	10	11	12	13	14	15	16	17	18	19	20	21	22	23	24	25	26	27	28	29	30			January '20 <table border="1"> <thead> <tr> <th>M</th> <th>T</th> <th>W</th> <th>T</th> <th>F</th> <th>S</th> <th>S</th> </tr> </thead> <tbody> <tr> <td></td> <td></td> <td>1</td> <td>2</td> <td>3</td> <td>4</td> <td>5</td> </tr> <tr> <td>6</td> <td>7</td> <td>8</td> <td>9</td> <td>10</td> <td>11</td> <td>12</td> </tr> <tr> <td>13</td> <td>14</td> <td>15</td> <td>16</td> <td>17</td> <td>18</td> <td>19</td> </tr> <tr> <td>20</td> <td>21</td> <td>22</td> <td>23</td> <td>24</td> <td>25</td> <td>26</td> </tr> <tr> <td>27</td> <td>28</td> <td>29</td> <td>30</td> <td>31</td> <td></td> <td></td> </tr> </tbody> </table>	M	T	W	T	F	S	S			1	2	3	4	5	6	7	8	9	10	11	12	13	14	15	16	17	18	19	20	21	22	23	24	25	26	27	28	29	30	31		
M	T	W	T	F	S	S																																																																																		
			1	2	3																																																																																			
4	5	6	7	8	9	10																																																																																		
11	12	13	14	15	16	17																																																																																		
18	19	20	21	22	23	24																																																																																		
25	26	27	28	29	30																																																																																			
M	T	W	T	F	S	S																																																																																		
		1	2	3	4	5																																																																																		
6	7	8	9	10	11	12																																																																																		
13	14	15	16	17	18	19																																																																																		
20	21	22	23	24	25	26																																																																																		
27	28	29	30	31																																																																																				

* If your child has allergies, please read the snacks listed in the upper right corner of each day and let us know which day(s) your child may need an alternate snack. Thank you! *