

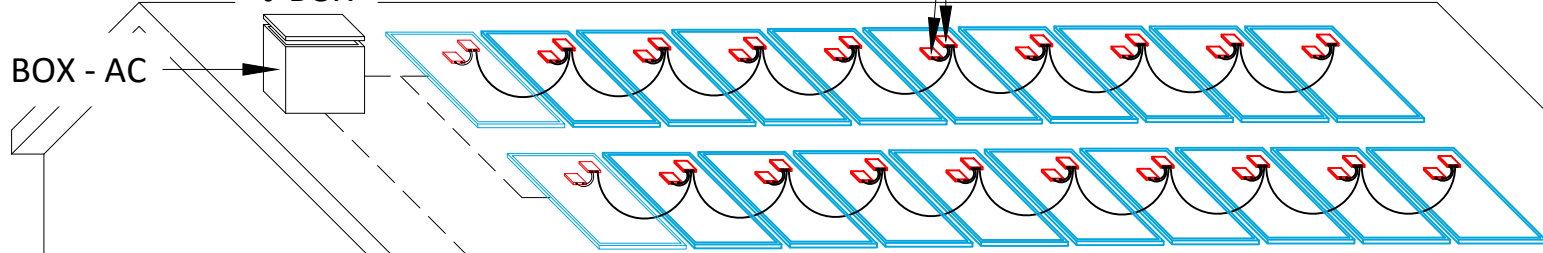
STRING INVERTER SETUP (TYPICAL)

- MAIN C/B DE-RATE
- DO NOT UPSIZE
- DO NOT ADD LOADS (MULTI-INV.)
- *OPTIONAL

MODULE(S) CONNECTED TO OPTIMIZER(S)

• JUNCTION BOX - AC

J-BOX



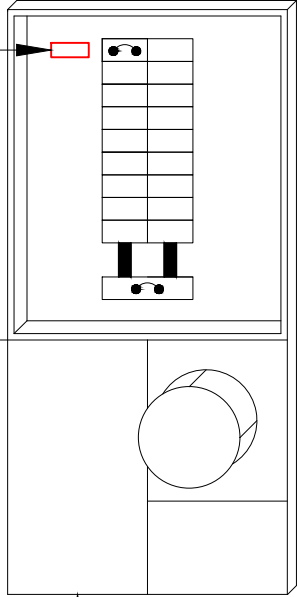
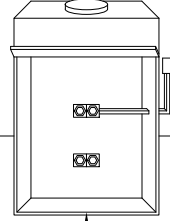
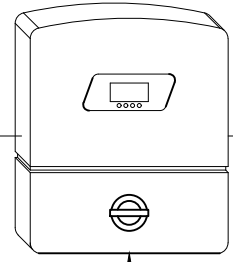
CAUTION SOLAR CIRCUIT
(PLACE EVERY 10' OF CONDUIT)

MSP - UTILITY

• SOLAR C/B

INVERTER

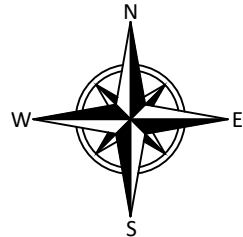
AC DISCONNECT



- DC DISCO. (RATING)
- DC DISCO. (ONLY)
- RAPID SHUTDOWN
- RAPID SHUT. SWITCH
- DO NOT ADD LOADS

- AC DISCO. (RATING)
- AC DISCO. (ONLY)

- DIRECTORY MAP
- DUAL POWER SOURCES
- PV SYSTEM CONNECTED
- POWER OUTPUT SOURCE
- DO NOT EXCEED BUSBAR
- GROUND FAULT
- DO NOT TOUCH TERMS.
- DC CONDUCTORS



PLACEMENT DIAGRAM
SCALE = N.T.S.