



# THE MIRACULOUS JOURNEY OF EDWARD TULANE EDUCATION PACKET

Created by:  
Maya Lavin

# Pre-Show Activities

# About the Show

The UTEP Department of Theatre and Dance presents *The Miraculous Journey of Edward Tulane* by Kate DiCamillo. In this beautiful story about love, Edward, the main character - a china bunny-goes on an incredible world-crossing journey when he is separated from his owner. Throughout his many struggles, he finds out what it means to truly love somebody.

Run time: 90 minutes (1hr 30min)

No Intermission

Sensory Sensitive \*

\*UTEP's first sensory-sensitive production, *The Miraculous Journey of Edward Tulane*, has been adjusted to accommodate sensitive ears and eyes. The audience lights will remain dimly lit for safety, haze effects are minimized, and loud sound effects have been softened. If the show is overwhelming, audience members are welcome to take a moment in the lobby and return to the theatre when ready.

If you have any questions about the packet please feel free to contact [smtulane@gmail.com](mailto:smtulane@gmail.com). If you have questions about your matinee reservation please contact [smnava5@utep.edu](mailto:smnava5@utep.edu). Thank you!

# Director's Note

When my daughter (who LOVES to read) was taking a very long time to finish the book, *The Miraculous Journey of Edward Tulane*, I assumed she was not enjoying it.

And when I asked her if she didn't like it, she squeezed the book to her chest and told me, "If I finish the book, then it ends." It was that power of storytelling that compelled me to direct *The Miraculous Journey of Edward Tulane* which is a rare and beautiful story about finding the courage to love. I encourage you to tap into your own imagination and journey with our team of storytellers who lead Edward (and all of us) on this miraculous voyage. We aim to share in laughter, tears, and the magic of the theatrical experience in UTEP's first sensory-sensitive production.

It has been an absolute joy to work on this production and I am incredibly proud of the team for jumping into this world of play!

This production is dedicated to the young people of our community who navigate a very complicated world:

**YOU ARE LOVED!**



# About the Playwright

Dwayne Hartford is a playwright, actor, and director recognized for his impactful work in children's theater. As the adapter of *The Miraculous Journey of Edward Tulane* for the stage, Hartford brings Kate DiCamillo's beloved story to life in a way that emphasizes its emotional depth and the universal themes of compassion and personal growth. Through his dedication to adapting stories that resonate with young audiences, Hartford has established himself as a dynamic figure in contemporary theater for young people.

## About the Author

Kate DiCamillo is an acclaimed American author, known for her ability to weave poignant and imaginative stories for young readers. DiCamillo's work often explores themes of resilience, friendship, and empathy, which resonate deeply with audiences of all ages. Twice a Newbery Medal winner, she is celebrated for her storytelling that balances both heart and humor.

# Meet the Characters

Edward (voice)  
Musician



Abilene  
Lucy  
Old Lady  
Sarah Ruth  
Shopper



Abilene's Father  
Amos  
Bull  
Star 2  
Neal  
Doll



Martin  
Lawrence  
Jack  
Man  
Bryce  
Lucius



Nellie  
Star 1  
Marlene  
Old Doll



Traveler  
Pellegrina  
Society Lady  
Margory  
Lolly  
Watchman  
Voice of Father



# Instructions

Hello!

Thank you for bringing your students to experience The Miraculous Journey of Edward Tulane!

This resource packet is tailored for grades K-12 and aligns with both Drama TEKS and English Language Arts TEKS. Inside, you'll find teacher-friendly instructions for each activity, with the packet divided into two sections: the first half offers pre-show activities to prepare your students, while the second half is filled with post-show exercises to help deepen their understanding and reflection.

If you have any questions about the packet please feel free to contact [smtulane@gmail.com](mailto:smtulane@gmail.com).

If you have questions about your matinee reservation please contact [smnava5@utep.edu](mailto:smnava5@utep.edu).  
Thank you!

# Instructions


## **About Me!**

Students will create a character profile for their favorite stuffed animal, writing from the point of view of the toy. This activity encourages them to imagine their toy's personality, likes, dislikes, and "life story," similar to Edward's journey in *The Miraculous Journey of Edward Tulane*.

TEKS:


4.2B, 5.2B, 1-5 (3A), K-5 (5B)

# ALL ABOUT ME




My name is \_\_\_\_\_

I am from \_\_\_\_\_





This is a picture of me!




My birthday is on \_\_\_\_\_

I am \_\_\_\_\_ years old.


I live in \_\_\_\_\_



Where would you  
like to travel?



Why would you like to  
travel there?





# Instructions

## Writing activity

This can be printed or written directly into the students writing journal. At the beginning of the story Edward Tulane does not know what love means to him. Throughout his journey, Edward discovers what it means to be loved but most importantly, he discovers what it means **to** love.

This writing activity invites students to reflect on the meaning of love. The first page is designed for grades 2-12, they can write about what they believe love is or what it means to them personally. The second page is designed for grades K-1, they can share who they love and why, then draw a picture of themselves with that person. This activity encourages self-expression and helps students connect with Edward Tulane's journey toward understanding love.

Grade Level Suggestion:

First page: 2nd-12

Second page: K-1st

ELA TEKS: 1-5 (7E), 1-5 (12C), 1-3 (1A), 6(HI), 9(C)  
4-5 (7E), 1-5 (12C), 1-3 (1A), 6(HI) , K.8, 1-4 (11B), (9C) (9D), 1-12 (11B)

Name: \_\_\_\_\_ Date: \_\_\_\_\_

Date: \_\_\_\_\_

# THE MIRACULOUS JOURNEY OF EDWARD TULANE



Write about what you think love means or what love means to you....

[illegible]

Name: \_\_\_\_\_

Date: \_\_\_\_\_

# THE MIRACULOUS JOURNEY OF EDWARD TULANE



Fill in the blanks

I love \_\_\_\_\_ because \_\_\_\_\_  
(person) (reason)

---

---

---

Draw a picture of you and the person you love:

# Post-Show Activities

# Instructions

## Order of Events

Students will identify and label the main events in

The Miraculous Journey of Edward Tulane in chronological order from 1-9, enhancing their understanding of plot structure and character development. This activity encourages comprehension of plot structure and thematic analysis.

ELA TEKS:

K.8, 1-4 (11B), (9C) (9D), 1-12 (11B)



# Please list these in order of events

\_\_\_\_\_ Edward is reunited with Abilene at the doll shop

\_\_\_\_\_ Edward meets Neal

\_\_\_\_\_ Edward meets Bull and Lucy

\_\_\_\_\_ Edward meets Lawrence and Nellie

\_\_\_\_\_ Edward gets thrown overboard

\_\_\_\_\_ Edward meets Bryce and Sarah Ruth

\_\_\_\_\_ Pellegrina gifts Edward Tulane to Abiline

\_\_\_\_\_ Edward meets Lucius Clarke and gets repaired

\_\_\_\_\_ Neal smashes Edward

# Please list these in order of events- Answer Key

- 9 Edward is reunited with Abilene at the doll shop
- 6 Edward meets Neal
- 4 Edward meets Bull and Lucy
- 3 Edward meets Lawrence and Nellie
- 2 Edward gets thrown overboard
- 5 Edward meets Bryce and Sarah Ruth
- 1 Pellegrina gifts Edward Tulane to Abiline
- 8 Edward meets Lucius Clarke and gets repaired
- 7 Neal Smashes Edward

# Instructions

## Writing Activity

Students will write a review of *The Miraculous Journey of Edward Tulane*, identifying memorable moments and expressing whether or not they would recommend the play to others. This will help develop their analytical skills and ability to express personal opinions based on textual evidence.

Ask students to think back to moments in *The Miraculous Journey of Edward Tulane* that stood out to them—whether it was a surprising event, a powerful emotional moment, or a scene with memorable dialogue. Encourage them to jot down their top three favorite scenes or elements.

Share and Discuss: Allow students to share their reviews in small groups or to the class. Encourage them to discuss any similarities or differences in what they found impactful about the play.

## Grade Level Suggestions

First page: 2nd-12

Second page: K-1st

ELA TEKS: 1-5 (7E), 1-5 (12C), 1-3 (1A), 6(HI), 9(C)  
4-5 (7E), 1-5 (12C), 1-3 (1A), 6(HI) , K.8, 1-4 (11B), (9C) (9D), 1-12 (11B)

Name: \_\_\_\_\_ Date: \_\_\_\_\_

Date: \_\_\_\_\_

# THE MIRACULOUS JOURNEY OF EDWARD TULANE



Would you recommend this play to a friend?  
Why or Why not?

This image shows a single sheet of white paper with horizontal ruling lines. The lines are evenly spaced and run across the width of the page. There are no margins, text, or other markings on the paper.

Name: \_\_\_\_\_

Date: \_\_\_\_\_

## THE MIRACULOUS JOURNEY OF EDWARD TULANE



**What was your favorite part of the play?**

---

---

---

**Who was your favorite character?**

---

**Would you tell a friend to watch this play?**

☐

YES

☐

NO



# Instructions

## Word Search

Students will look for the names of characters from the play . This activity is designed to help reinforce their memory of the story and familiarize them with key characters. By searching for each name, students will practice visual pattern recognition and recall of plot details, enhancing comprehension of character relationships and roles in the play. The activity can be done individually or in pairs to encourage teamwork, helping students build vocabulary and collaborative skills while connecting to core Theater TEKS.

## Grade Level Suggestions

1st-12th

Drama TEKS:

K-5 (2C)

Name: \_\_\_\_\_

Date: \_\_\_\_\_

# THE MIRACULOUS JOURNEY OF EDWARD TULANE

## WORD SEARCH

E	D	W	A	R	D	S	T	R	E	R	S
C	A	I	B	P	I	D	H	O	B	T	A
S	Q	D	I	E	M	A	L	O	N	E	R
Q	A	P	L	L	E	N	O	S	P	I	G
U	G	A	E	O	P	N	E	B	E	C	E
I	S	R	N	V	J	A	N	G	L	E	S
R	T	R	E	E	I	S	P	O	L	R	B
L	A	O	U	A	L	U	C	Y	E	O	E
E	O	T	S	I	O	S	A	O	S	E	D
L	A	O	T	R	A	V	E	L	E	R	S
E	F	C	L	Y	D	E	T	J	F	L	Y
S	A	R	A	H	R	U	T	H	A	E	Y

EDWARD

SUSANNA

MALONE

CLYDE

JANGLES

LOVE

ABILENE

TRAVELER

LUCY

SARAH RUTH

Name: \_\_\_\_\_

Grade: \_\_\_\_\_

Date: \_\_\_\_\_

# THE MIRACULOUS JOURNEY OF EDWARD TULANE



## WORD SEARCH- KEY



EDWARD

SUSANNA

MALONE

CLYDE

JANGLES

LOVE

ABILENE

TRAVELER

LUCY

SARAH RUTH

# Instructions

## **Create your own constellation**

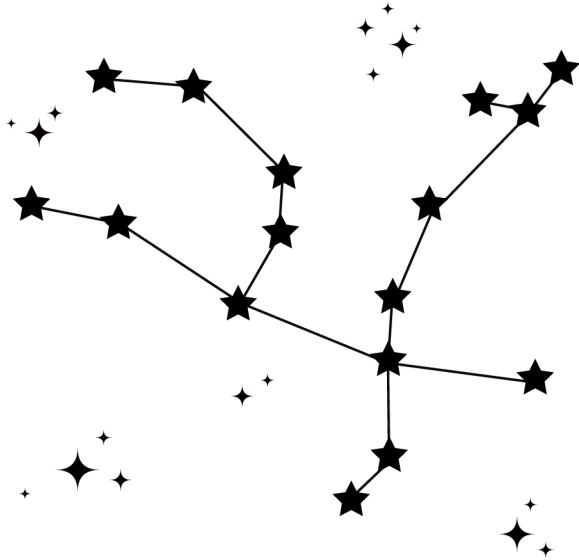
Students will design their own constellation, complete with a story or theme, connecting it to ideas of exploration and storytelling in The Miraculous Journey of Edward Tulane or their own personal journeys. Students should give their constellation a name. Older students can write a brief description or story about their constellation, while younger students can share verbally.

Grade Level:

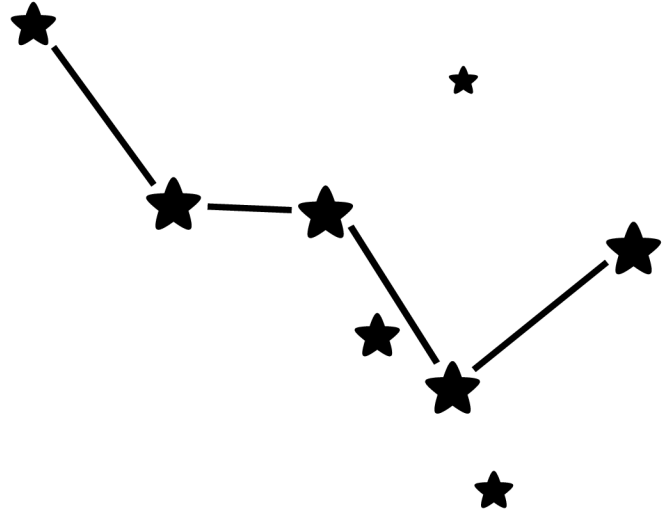
K-12

Art TEKS: K-5 (2A), (2B)

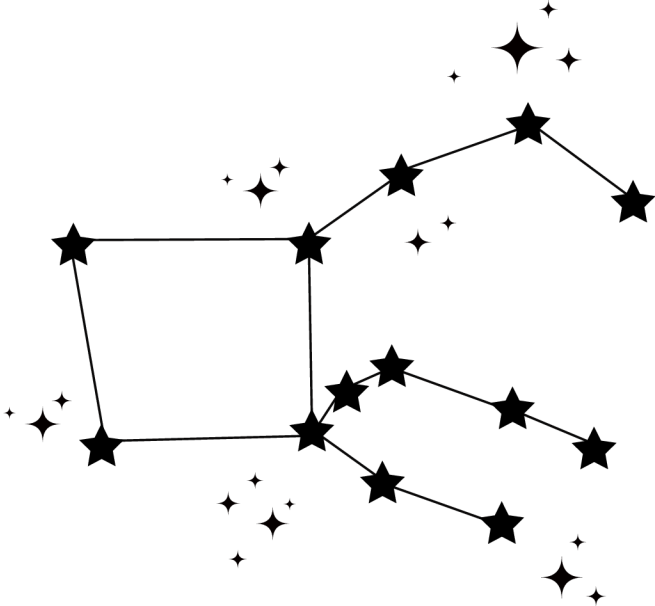
Andromeda



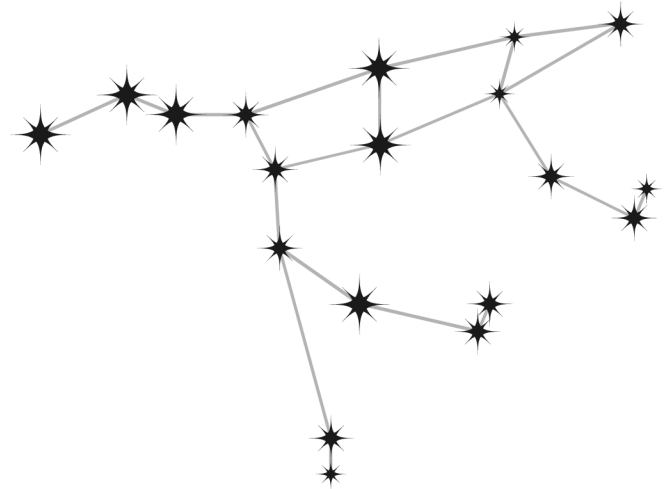
Cassiopeia



Pegasus



Ursa Major



Create your own constellation below!