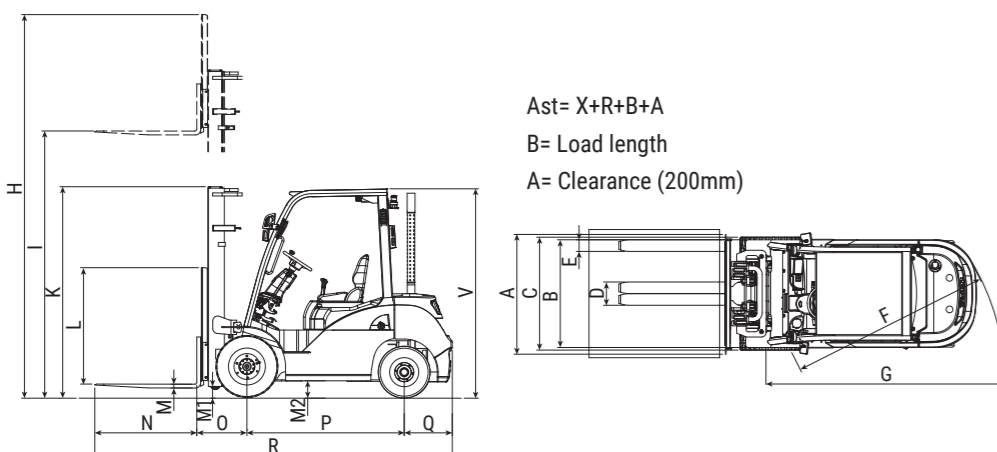


# SPECIFICATION

## 9L PLUS II 4~5 TON

			PFD 40	PFG 40	PFD 45	PFG 45	PFD 50	PFG 50	
<b>CHARACTERISTICS</b>									
<b>Capacity</b>	Q	Load	kg	4000	4000	4500	4500	5000	5000
<b>Load center</b>	C	Distance	mm	600	600	600	600	600	600
<b>Power type</b>		Diesel, Gasoline, LPG, Electric		Diesel	LPG	Diesel	LPG	Diesel	LPG
<b>Operation type</b>		Pedestrian, Stand, Sit		Sit	Sit	Sit	Sit	Sit	Sit
<b>Tire type</b>		P=Pneumatic, S=Solide	front/rear	P / P	P / P	P / P	P / P	P / P	P / P
<b>Wheels (X:driven)</b>		Number	front/rear	2X / 2	2X / 2	2X / 2	2X / 2	2X / 2	2X / 2
<b>DIMENSIONS</b>									
<b>Lift at 2-stage mast</b>	h3	Lift	mm	3000	3000	3000	3000	3000	3000
	h2	Standard free lift	mm	0	0	0	0	0	0
	h5	Optional free lift	mm	1014	1014	1014	1014	962	962
<b>Load bracket</b>	h8	Height of load bracket	mm	1116	1116	1116	1116	1158	1158
<b>Fork size</b>		Thickness(s)xWidth(e)xLength(l)	mm	50 x 150 x 1220	50 x 150 x 1220	50 x 150 x 1220	50 x 150 x 1220	60 x 150 x 1220	60 x 150 x 1220
<b>Mast tilting angle</b>		Forward(α)/Back(β)	deg	6° / 12°	6° / 12°	6° / 12°	6° / 12°	6° / 12°	6° / 12°
<b>Overall dimensions</b>	L2	Length to face of forks	mm	3125	3125	3175	3175	3325	3325
	B	Total width	mm	1490 / 1770	1490 / 1770	1490 / 1770	1490 / 1770	1490 / 1770	1490 / 1770
	h1	Mast height lowered	mm	2190	2190	2190	2190	2190	2190
	h4	Mast height extended	mm	4125	4125	4125	4125	4170	4170
	h6	Overhead guard height	mm	2270	2270	2270	2270	2270	2270
	h7	Seat height	mm	1312	1312	1312	1312	1312	1312
	R	Turning radius	mm	2700	2700	2875	2875	2985	2985
X	Load distance	mm	570	570	570	570	570	570	
Ast	Aisle width	mm	4270 / 4470	4270 / 4470	4270 / 4470	4270 / 4470	4270 / 4470	4270 / 4470	
<b>CHASSIS</b>									
<b>Tire size</b>		Number: front/rear		2/2	2/2	2/2	2/2	2/2	2/2
		Front	mm	300-15-20PR.	300-15-20PR.	300-15-20PR.	300-15-20PR.	300-15-20PR.	300-15-20PR.
		Rear	mm	7.00-12-12PR.	7.00-12-12PR.	7.00-12-12PR.	7.00-12-12PR.	7.00-12-12PR.	7.00-12-12PR.
<b>Wheelbase</b>	Y		mm	2000	2000	2050	2050	2200	2200
<b>Tread</b>		Center of tires front (std/dual)	mm	1150 / 1380	1150 / 1380	1150 / 1380	1150 / 1380	1150 / 1380	1150 / 1380
		Center of tires rear	mm	1190	1190	1190	1190	1190	1190
<b>Ground clearance</b>	m1	At lowest point	mm	140	140	140	140	140	140
	m2	Center of wheelbase	mm	222	222	222	222	222	222
<b>Service brake</b>		Operation/control		Hydraulic	Hydraulic	Hydraulic	Hydraulic	Hydraulic	Hydraulic
<b>Parking brake</b>		Operation/control		Hand	Hand	Hand	Hand	Hand	Hand
<b>POWER</b>									
<b>Battery</b>	Type			EFB 130D31L-SMF	EFB 130D31L-SMF	EFB 130D31L-SMF	EFB 130D31L-SMF	EFB 130D31L-SMF	EFB 130D31L-SMF
	Voltage	V		12	12	12	12	12	12
	Capacity	Ah/20hr		85	85	85	85	85	85
	Dimension (LxWxH)	mm		305 x 173 x 202	305 x 173 x 202	305 x 173 x 202	305 x 173 x 202	305 x 173 x 202	305 x 173 x 202
	Weight	kg		22	22	22	22	22	22
<b>Engine</b>	Manufacturer			KUBOTA	KUBOTA	KUBOTA	KUBOTA	KUBOTA	KUBOTA
	Model			V3307-CR-TIE5B-TFT-1	KUBOTA WG3800-L-ESC-TFT-1	V3307-CR-TIE5B-TFT-1	KUBOTA WG3800-L-ESC-TFT-1	V3307-CR-TIE5B-TFT-1	KUBOTA WG3800-L-ESC-TFT-1
	Rated speed	rpm		2400	2600	2400	2600	2400	2600
	Rated Output	Kw		55.4	70	55.4	70	55.4	70
	Cylinders no. /displacement	No./CC		4 / 3331	4 / 3769	4 / 3331	4 / 3769	4 / 3331	4 / 3769
	Type			Powershift	Powershift	Powershift	Powershift	Powershift	Powershift
<b>Transmission</b>	Stage Fwd./Rev.	no.		2 / 1	2 / 1	2 / 1	2 / 1	2 / 1	2 / 1

\* This is only for reference and not subject to notice in advance if there is any modification. DOC. S/N : DEB090-02



TAIWAN

Tailift Material Handling Taiwan Co., Ltd.

**Head Office**

No.5, ZILi 1st Rd., Nankang Ind. Zone,  
Nantou City 540, Taiwan R.O.C

TEL: +886-49 226 3800

FAX: +886-49 225 2919

E-Mail: insales@tailift.com.tw

www.tailift.com

**Taichung Office**

No.269, Section 1, Shein Lin Rd., Taya  
Dist., Taichung City 428, Taiwan R.O.C

TEL: +886-4 2565 8816


FAX: +886-4 2565 8817



IC COUNTERBALANCE TRUCK

# 9L PLUS II

## 4.0~5.0 TON



DOC. S/N: DEB090 Edition: 02

# TAILIFT FORKLIFT

## FEATURES 9L PLUS II 4~5 TON

The new 9L Plus II counterbalanced trucks from Tailift now with Kubota engines comply with the latest European Stage V regulations. The advanced stage V technology provides cleaner solutions and performance to meet customers would expect, whether it's diesel or LPG forklift trucks.

The new 9L Plus II has been designed for durability, productivity, comfort and safety. Brand new economy 9L Plus II series meets customers' requirements in terms of quality, productivity and safety. With a new transmission provides simple operation and easy maintenance



Clear Top Visibility



Clear Down Visibility



### CLEAR VISIBILITY FOR OPERATORS

Clear rear visibility and wide forward visibility

Clear Down Visibility



### NEW COMBINATIONAL LED LIGHTS

Integral head light and directional lights. Provide longer service lift with much lower power consumption.

Clear Down Visibility



### HIGH MOUNTED COMBINATION REAR LIGHTS

Integral OHG light include side, reverse, rear lights, brake and direction indicators.

Clear Down Visibility



### INTEGRAL HEAVY DUTY CHASSIS

A strong no-bolt integral heavy duty chassis gives the driver more protection from falling loads, suite for all kind working surface.



### MULTIFUNCTIONAL INSTRUMENT PANEL

Easy read instrument panel installs in between steering wheel and left front side wind shield. It display the status of forklift performance without interfering by steering wheel operations.



### SPACIOUS OPERATION IN SPACE

Accelerate / Brake / Inching pedal all configurations with ergonomic design. Wide-open foot space provides the comfortable foot activity space.

The enlarged space give operator great comfortable and less stress, make the operator get on or get off the vehicle more easily.



### ADJUSTABLE STEERING WHEEL COLUMN

The easy-handling steering wheel column with tilt adjustment helps to provide the ideal operating position and improve performance.



### COMFORTABLE SEAT

- Ergonomic sharp design and adjustable backrest
- Adjustable forward and reverse
- Retractable safety belt



### NON-SLIP ENTRY STEP


Large foot space and non-slip make the operator get on and get off the forklift more easily.



### REAR ASSIST GRIP WITH HORN BUTTON

An optionally available rear assist grip with a horn button supports easy horn operation while traveling in reverse.

## ENGINE



### EMISSIONS COMPLIANCE

Meeting rigid emissions regulations to comply with stringent regulations: EPA/CARB Tier4 + EU Stage V.

### HIGH PERFORMANCE LOW FUEL CONSUMPTION ENGINES

The engine has low original emissions, a high post-processing regeneration efficiency and low regeneration triggering criteria.

### OUTSTANDING PERFORMANCE

With stable idle loading performance, full torque output, high performance of resistance to stalling at low speeds.

### GREAT COMFORT

With a built-in high-pressure common rail, fuel injector etc., the engine has low noise, comfortable sounds and less vibration.

### EASY MAINTENANCE

The Kubota engine is highly integrated and has a compact engine structure and parts to be maintained arranged on one side to enable easy maintenance.

### ADVANCED DPF TECHNOLOGY

Diesel Particulate Filters (DPF) are essential to meeting EU Stage V emission regulations. With many years of experience in DPF engines that enables automatic regeneration even at a low rpms, giving your product a competitive edge.