

Regal

Steel | Thickness: 2"

Non-insulated with optional polystyrene vinyl-backed insulation



GARAGA™

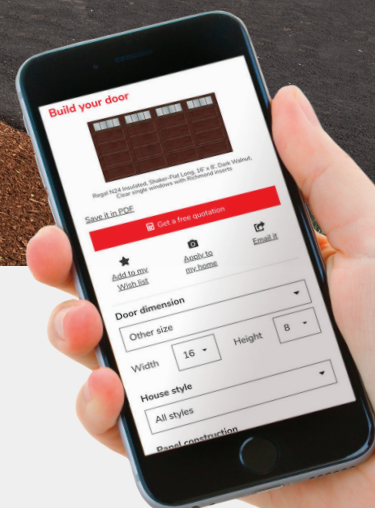
Mid-America Series 

TRADITIONAL | CONTEMPORARY | CARRIAGE HOUSE



Build your garage door

Visualize your home with a new garage door. Visit garaga.com/designcentre or scan the QR code.



TRADITIONAL

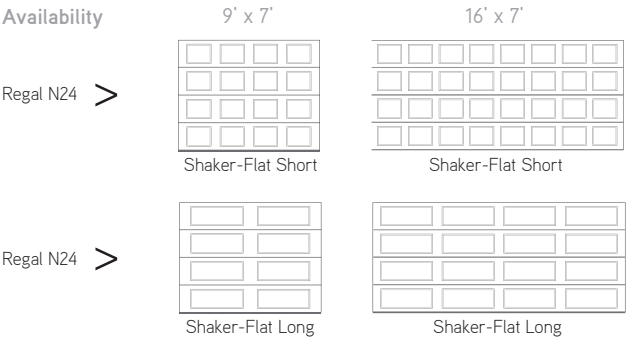
Regal

Steel | Thickness: 2"

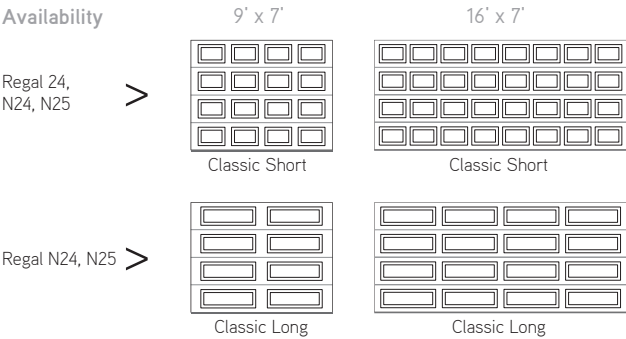
Non-insulated with optional polystyrene vinyl-backed insulation

MODEL PATTERNS AND LAYOUTS

Shaker-Flat



Classic



Classic Short, 9' x 7', Brown, windows with Cascade Short Inserts

< Cover: Shaker-Flat Long, 16' x 8', Dark Walnut, windows with Richmond Long Inserts



Shaker-Flat Short, 9' x 8', White, windows with Stockton Short Inserts

CONTEMPORARY

Regal

Steel | Thickness: 2"

Non-insulated with optional polystyrene vinyl-backed insulation

MODEL PATTERNS AND LAYOUTS

Flush



Availability

9' x 7'

16' x 7'

Regal 24, N24 >



Flush



Flush

FOR A CONTEMPORARY LOOK
ADD A WINDOW LAYOUT



Shaker-Flat Long, 9' x 7', Black Ice, window layout: Left-side Harmony



Left-side Harmony



Outer Harmony



Right-side Harmony

Available for Flush, Shaker-Flat Long and Classic Short designs.

Visit garaga.com/windowlayouts to see all the available options or scan the QR code.



Flush, 10' x 8' and 16' x 8', White, window layout: Left-side Harmony

CARRIAGE HOUSE

Regal

Steel | Thickness: 2"
Non-insulated with optional polystyrene vinyl-backed insulation


MODEL PATTERNS AND LAYOUTS

Shaker-Flat




Availability

9' x 7'



Shaker-Flat XSmall

16' x 7'



Shaker-Flat XSmall


Regal N24, N25 >

Shaker-CS




Availability

9' x 7'




Shaker-CS Short

16' x 7'




Shaker-CS Short

Regal N24, N25 >



Shaker-CS Long



Shaker-CS Long

Regal N24, N25 >

DECORATIVE HARDWARE

Handmade wrought iron texture



Lis



Door knockers

Slightly bumpy texture



Standard



Cottage



Shaker-Flat XSmall, 9' x 7', Terrastone, windows with Richmond Arch Long Inserts



Shaker-CS Short, 9' x 7', White, windows with Double Stockton Arch Long Inserts

COLORS

Standard



White

Almond

Sahara


Sandstone



Brown

Terrastone

Premium



Black Ice


Cherry

Dark Walnut

CONSTRUCTION

Single-layer: steel OR Double-layer: steel + insulation

- 1** 3 options of outside layer: steel, heavy duty steel or commercial grade steel for high durability
- 2** 2" tongue-and-groove meeting rail to provide a weathertight seal between sections, and rails are hemmed the entire length of the section for added strength and safety
- 3** 20-gauge galvanized end and center stiles to increase strength and durability
- 4** Polystyrene vinyl-backed insulation available as an option



Interior view
24 / N24 / N25

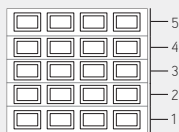


WIND LOAD
Option

Wind load reinforcement available as an option for the 24 and N24.

8' high door layouts construction

An 8' Regal door has 5 sections.



Regal 24 / N24 / N25

WINDOWS

Types of Glass

Privacy Level: **X/5**



Satin


Pinhead

Graylite 2

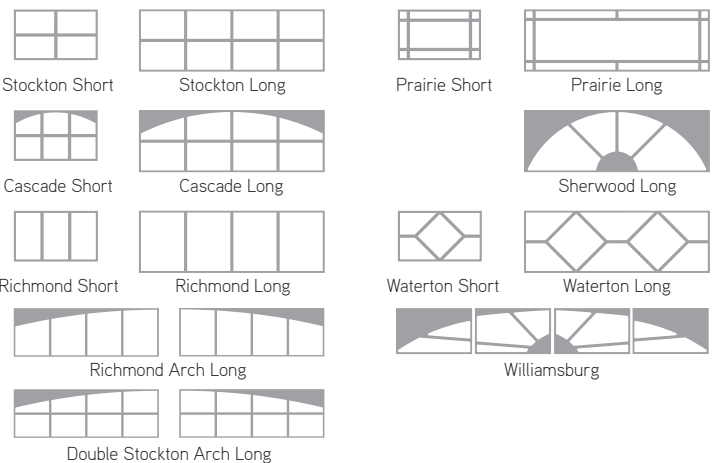
Clear

Regal 24, N24, N25 = 20" x 13" and 41" x 16"

Decorative inserts¹



Decorative inserts are installed on the exterior side of the window (easy to remove).



¹ To know what size decorative inserts are available for each door design and construction, visit garaga.com/designcentre.

SIZES

Standard widths from 8' to 20' for the 24 and N24; 8' to 18' for the N25, in 1" increments. Heights from 6'6" to 8', in 3" increments. See your garage door dealer for more details on oversized doors available.

WARRANTY

Door: 15 years (limited)

Weatherstripping: 1 year

Bolted Hardware: 1 year



IN-GARAGE DELIVERY READY
with a reliable Garaga garage door!

Find out the must-haves and the steps to get started. Keep your online deliveries safe, visit garaga.com/ingaragedelivery or scan the QR code.




GARAGA®

LiftMaster

myQ®

CONSTRUCTION SUMMARY

	24	N24	N25
Outside layer	Commercial grade steel	Heavy duty steel	Steel
Section height	18", 21"	18", 21"	18", 21"
LAYOUTS			
Shaker-Flat Short		19" x 15"	
Shaker-Flat Long		40" x 15"	
Classic Short	20" x 14"	20" x 14"	20" x 14"
Classic Long		42" x 14"	42" x 14"
Flush	•	•	
Shaker-Flat XSmall		41" x 13"	41" x 13"
Shaker-CS Short		19" x 15"	19" x 15"
Shaker-CS Long		40" x 15"	40" x 15"
COLORS			
	White	White	White
		Almond	Almond
		Sahara	Sahara
		Sandstone	Sandstone
		Terrastone	
		Brown	
		Black Ice	
		Cherry	
		Dark Walnut	
Window layout	Optional	Optional	Optional
Wind load	Optional	Optional	N/A



LiftMaster Quiet and reliable garage door openers

ELITE SERIES®



- Ultra quiet
- Belt or chain drive
- ¾ HP, AC or DC power
- Integrated camera for some models



- Ultra quiet
- Jackshaft
- DC power

PREMIUM SERIES®



- Quiet
- Belt or chain drive
- ½ HP, AC or DC power

CONTRACTOR SERIES®



- Quiet
- Belt or chain drive
- ½ HP, AC or DC power



Consult garaga.com/res-openers or scan the QR code to view all available openers and accessories.



US Head Office
1 844 918-2828
Ponca City OK

Canadian Head Office
1 800 464-2724
St-Georges QC



info@garaga.com
garaga.com

YOUR
DISTRIBUTOR



logo FSC