

Village Collection™

 **GARAGA**™
Mid-America Series 



Build your garage door

Visualize your home with a new garage door. Visit garaga.com/designcentre or scan the QR code.





A Layout, Plank base, 9' x 7', Cherry, windows with Cascade Long Inserts



*Village Collection*TM

Add a touch of refinement to your home...



V Layout, Flat base, 9' x 8', Dark Walnut, windows with Double Stockton Arch Long Inserts

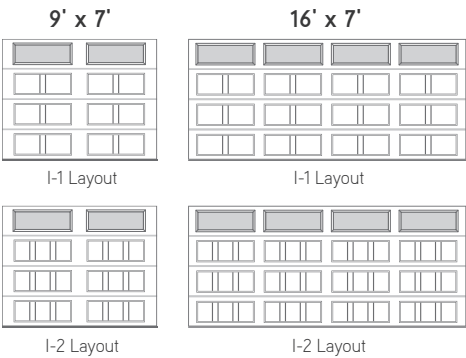
Traditional Inspiration



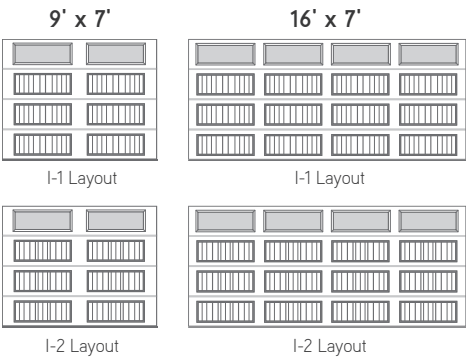
I-1 Layout, Flat base, 9' x 8', White, windows with Stockton Long Inserts

TRADITIONAL STYLE INLAY LAYOUTS

Flat base



Plank base



I-2 Layout, Flat base, 9' x 8', Almond, Satin windows



I-1 Layout, Plank base, 9' x 8', Brown, windows with Richmond Arch Long Inserts

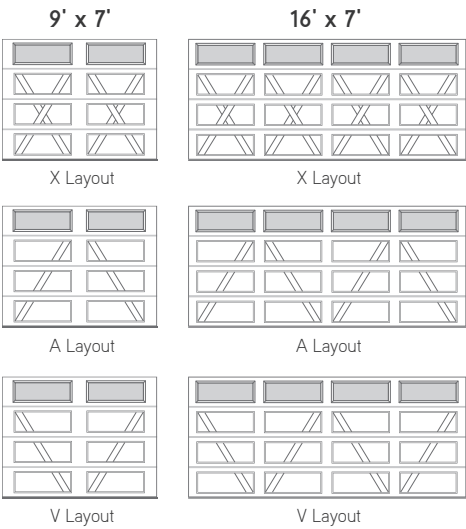
Carriage house Inspiration



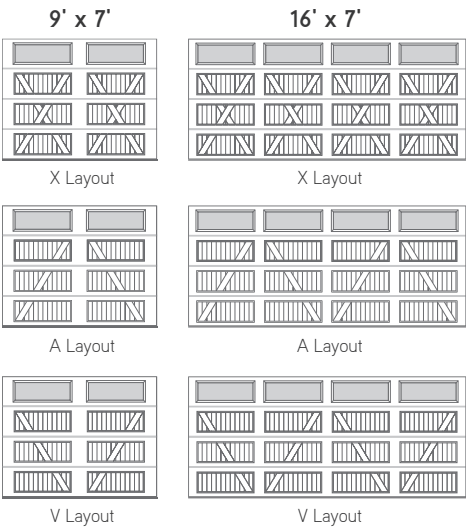
X Layout, Plank base, 12' x 8', Sandstone, windows with Stockton Long Inserts

CARRIAGE HOUSE STYLE INLAY LAYOUTS

Flat base



Plank base



8' HIGH DOOR LAYOUTS

Height: 7'
Height: 8'

The 8' high doors are always built with 5 sections



A Layout, Flat base, 10' x 8', Sahara, windows with Richmond Long Inserts



V Layout, Flat base, 16' x 7', Black Ice, windows with Stockton Long Inserts



X Layout, Flat base, 9' x 7', Cherry, windows with Stockton Inserts



IN-GARAGE DELIVERY READY
with a reliable Garaga garage door!

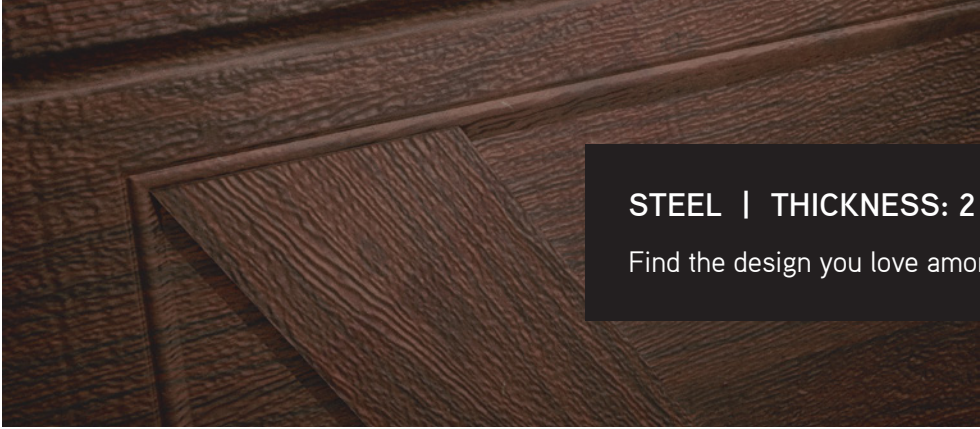
Find out the must-haves and the steps to get started. Keep your online deliveries safe, visit garaga.com/ingaragedelivery or scan the QR code.



GARAGA **LiftMaster** myQ

A bit more technical...





STEEL | THICKNESS: 2"


Find the design you love among the ten sensational ones available.

COLORS¹

Standard



Premium




¹ Same colors are available for the inlays.

DECORATIVE HARDWARE

Handmade wrought iron texture



Slightly bumpy texture




SIZES

Standard widths, in 1" increments: from 8' to 20' for Vantage and Regal N24 constructions; from 8' to 18' for Regal N25 construction. See your garage door dealer for more details on oversized doors available.

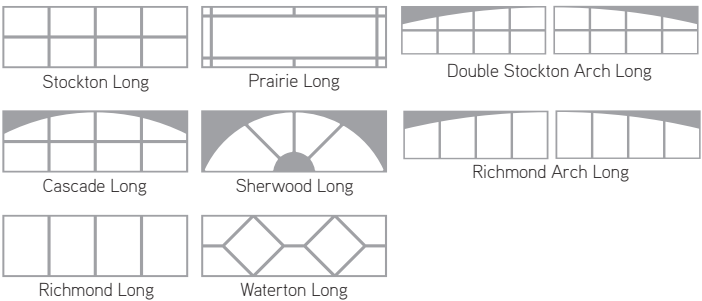
TYPES OF GLASS (41" x 16")²

Privacy Level: **X/5**



² Double-pane glass available for the Vantage construction.

Decorative inserts



WARRANTY

Vantage
 Door sections: limited lifetime
 Weatherstripping: 1 year
 Bolted Hardware: 1 year
 Windows: 10 years against seal defects
 1 year for thermal break

Regal
 Door: 15 years (limited)
 Weatherstripping: 1 year
 Bolted Hardware: 1 year

CONSTRUCTIONS

VANTAGE

Triple-layer: steel + insulation + steel



- 1** 26-gauge pre-painted galvanized steel for high durability
- 2** 2" tongue and groove meeting rail to provide a weather-tight seal between sections, and rails are hemmed the entire length of the section for added strength and safety
- 3** Polystyrene insulation pressure bonded between two layers of steel for energy efficiency
- 4** 20-gauge white baked-on paint finish end stiles for a nice clean look
- 5** Full length reinforcing plates to solidly attach hinges and struts




The Garaga Wind Load Option is only available for specific regions. Talk to your local garage door dealer for more information.

IMPORTANT - Exterior face: light woodgrain finish. Interior face: stucco finish. Door interior: regardless of the color chosen, the inside is always White (door, window frames and inserts).

REGAL N24 & REGAL N25

Single-layer: steel OR Double-layer: steel + insulation



- 1** 2 options of outside layer: heavy duty steel or steel for high durability
- 2** 2" tongue and groove meeting rail to provide a weather-tight seal between sections, and rails are hemmed the entire length of the section for added strength and safety
- 3** 20-gauge galvanized end and center stiles to increase strength and durability
- 4** Polystyrene vinyl-backed insulation available as an option




The Garaga Wind Load Option is only available for specific regions. Talk to your local garage door dealer for more information.

CONSTRUCTION SUMMARY

	VANTAGE	REGAL N24	REGAL N25
CONSTRUCTION	Triple-layer	Single-layer or Double-layer	
OUTSIDE LAYER	Steel	Heavy duty steel	Steel
INSULATION	Polystyrene	Non-insulated with optional polystyrene vinyl-backed insulation	
THICKNESS	2"	2"	
INLAY LAYOUTS			
Flat Base	•	•	
Plank Base	•	•	•
COLORS			
White	•	•	•
Sandstone	•	•	•
Sahara	•	•	•
Almond	•	•	•
Brown	•	•	
Terrastone	•	•	
Black Ice	•	•	
Cherry	•	•	
Dark Walnut	•	•	
WIND LOAD	Optional	Optional	N/A
DOUBLE-PANE GLASS	Optional	N/A	N/A

STEEL INLAYS



LiftMaster® Quiet and reliable garage door openers

ELITE SERIES®



- Ultra quiet
- Belt or chain drive
- ¾ HP, AC or DC power
- Integrated camera for some models



- Ultra quiet
- Jackshaft
- DC power

PREMIUM SERIES®



- Quiet
- Belt or chain drive
- ½ HP, AC or DC power

CONTRACTOR SERIES®



- Quiet
- Belt or chain drive
- ½ HP, AC or DC power



Consult garaga.com/res-openers or scan the QR code to view all available openers and accessories.



info@garaga.com
garaga.com

US Head Office Canadian Head Office
1 844 918-2828 1 800 464-2724
Ponca City OK St-Georges QC



YOUR DISTRIBUTOR

For all technical specifications for our residential products and the latest updates, visit www.garaga.com. Garaga has established continuous improvement programs for all its products. As a result of this ongoing quest, technical specifications for various doors are subject to change without notice. The door colors and the windows shown are as exact as printing techniques will allow. Please request an actual color sample. Trademarks and registered trademarks of Garaga Inc. are denoted by TM, ® and © respectively. © Garaga Inc. 2020 - All rights reserved - Printed in Canada

95MID005/12/2020/20k

