

*Volume Fourteen*

*Issue Six*



*Willamette Cascade  
Model Railroad Club Inc.*  
"Pride of the Tunnel Country"

[www.wcmrrc.com](http://www.wcmrrc.com)



*Since 1970*

(541) 913-2389

*"Pride of the Tunnel Country"*

*June 2023*



P O Box 23601

Eugene, OR 97402

# Conductors Comments

*By Walt Mulford, President*

Sharing my model railroad enthusiasm with others of like mind is very important to me. This hobby is more than just something to do to pass the time. The real world stops for a little while as I read my favorite railroad magazine. Invariably my imagination or interest is peaked and off I go "researching" deeper into that great little morsel of information I learned about.

The real world remains in limbo if-when, almost immediately, I start thinking about my free lanced (imaginary) model railroad. Ah bliss.

I know one of our members who doesn't have a home layout, when after our club layout is set up and running he gets a chair, sits at one of the curves of our layout and watches his train. I recognize the look on his face. Bliss, lots and lots. He and I are not the only ones who feel this way. So cool.

Nuff said

---



# Membership Matters

*By Gary Schwieger*

Please welcome our newest member, Udie Bauer. He is interested in HO and N scale modeling.

Mike Larson introduced Udie to our club because they are working on the Springfield Depot project together. Thanks Mike.

We are at 65 members and that is great.

If you know of prospective new members, let me know as I will have applications available so they can apply.

# WHAT'S NEW

By Gary Schwieger

We have begun the 2024 Swap Meet and Train Show planning with Peter Wood, Vendor Coordinator, Gary Schweiger, Show Chairperson with the assistance from Greg Kent. We are changing the vendor application and will be sending out a letter to thank the past vendors for their support of our show.

We have the signed contract for the Benton County Fair and are working with Vicki, from the Lane Events Center, on the contract. Just one thing to verify before we sign the contract.

We will be joined by the Oregon Electric "O" Gauge model train club at the Benton County Fair, as we did last year. They will be running the "O" scale layout on the other half of our designated space. Our designated space is 30 feet by 60 feet, and they will use 30 feet by 30 feet, and we will have the other half.

We are still looking for people to help with setting up, run times and tear down at the two fairs. Sign-up sheets will be available at the next meeting.

Thanks for helping us become a great example of a model train club!



Section crew at Richardson - 1926



DBK HOBBY

Collector, Buy, Sell  
Model Trains,  
Accessories Etc.

Dale Knox  
dbkhobby@gmail.com

P.O. Box 456 Elmira Or. 97437  
DBK Hobby on Face Book and Instagram

541-603-8084

# Yreka Western's First Box Car Fleet

## Modeling Memories

by Bruce A Duncan

Photo - Bill & Bruce Duncan @ 2012 WCMRRC Swap Meet & Train Show



The Yreka Western Railroad wanted to alleviate shortages in box cars for their shippers and abroad in the mid 1970's. So, in 1976 they acquired 47 ex-Western Pacific 50' double door (one plug door and one sliding door) box cars. They were the first interchange equipment ever bought by the YW since its incorporation in 1889. Prior to this purchase the Railroad had only owned one freight car, an ore car used mainly for ballast track maintenance on the line. These "new" box cars would travel around the country hauling products and creating revenue in service to other railroads for the short line. They were allotted YW 35701-35750 for a number series, the same number series used by the WP

for these cars. These cars had an appealing paint scheme with the railroad's parent company's (the Kyle Corporation) "Blue Goose" logo of white on blue. According to one of the employees I talked to years ago the box cars were painted in house by YW employees at a rate of one every one and a half to two weeks in the engine house. Since it was the year of our country's bicentennial and other railroads were painting equipment to honor our nation the YW decided to paint one box car with a "76" logo surrounded by 13 stars in a circle in the place of the blue goose logo. The roof walks were removed and brake wheels lowered. This fleets success for the Railroad led to the YW leasing 100 FMC 50' double door box cars two years later to create more revenue abroad for their usage by other railroads.

Photo - Yreka Western #35725 @ Black Butte, CA  
Nov 1976

Having been born and raised in my early years in Yreka I have fond memories of these cars. My strongest memory of these cars was in the summer of 1977 when I saw a string of ten of these on the siding at Butcher Hill between Yreka and Montague. I always wanted one or more of these cars for my layout. But, to the best of my knowledge no HO manufacturer has ever made



them. After researching what was out there in undecorated form I settled on Details West's BC-600 Undecorated 50' Combination Door Box Car Kit. The only problem was these cars have been out of production for some time. I searched ebay and model train swap meets in Roseville, Sacramento, Medford and Eugene for two years and finally in 2012 I found not one, but two of these kits at the WCMRRC Show and Swap Meet at a table near the food counter in the main building. I bought them,

Photo - Yreka Western # 35726 @ Crystal Cove depot - Apr 2023



brought them home and there they sat for over a decade. Finally, this previous winter I pulled them out and went to work on them.

I first assembled all the ladders and door runners using Testors #281220 Plastic Cement. I then dug out my paint chip. I have a paint chip off the inside door frame from one of these box cars that was damaged in

service and parked on a siding near the engine house and used for storage for years. Larry Bacon, general manager of the Railroad at the time, said it would be okay. I experimented mixing Floquil Great Northern Big Sky Blue, Dark Blue and Conrail Blue until I achieved a match I was satisfied with. I then air brushed the two cars this color. Following this up with a 50' box car roof stencil I made years ago I spray painted the roofs Scalecoat #20476 Aluminum. After drying, I sprayed the sides with Testors #1261 Glosscote to prepare them for decaling. I went about decaling them with Miller Advertising #B-870 Yreka Western box car decal sheets. These are also out of production, but I found some nice ones on ebay. Two cars numbers are already on the sheets and I went with them. But, there are decals on the sheets to make all the car numbers. I used Walther's Solvaset #470 and added inspection dots and ACI boards from Microscale decal sheets #87-193 and #MC-4280. Later photos of the prototype cars show these. Dullcoting the cars came next with Testors #1260 Dullcote Spray. Finally I assembled the floors, replacing the plastic wheel sets with NorthWest Shortline 36" nickel silver wheel sets, added brake wheels, Kadee #5 couples and then installed the floors and previously painted doors to the shells. The final results I am quite happy with.




Photo - Yreka Western #35733 @ Yreka depot

Apr 2023



# Off the Bench

*By Mike Larson*

The new yard is making lots of progress and will be ready for the Lane County & Benton County Fairs. A lot of hard work from the Module Committee . Thanks Guys!



**Looking Great!**



# Request For Clinics from the WCMRRC Membership

*By Lee Temple*

As my only remaining duty I have been asked by the board to continue as the clinic chair for our monthly meetings at SUB.

I am writing a request to the membership for live modeling clinics with most clinics being approximately 20-25 minutes maximum.

In recent club meetings we have leaned heavily on AV presentations and now we would like to get back to some modeling clinics that you have done for yourself or some other clinic you have been thinking about.

These clinics do not have to be a doctoral presentation. Maybe you have figured out to do something simple like weathering your freight cars, how do you weather your wheel sets or knuckle couplers. Maybe you have figured out a way to decal an outside of a building you have assembled. Sometimes the simple clinics that you take for granted are ones that are quite simple, and anyone can do what you do.

These live clinics are the meat and potatoes of our meetings, and your simple project can be a catalyst for someone to try one of your modeling ideas.

June's Clinic *Mike Larson* is scheduled for a live clinic on [how he does his roads and puts them on his module for his vehicles on Beaver Bay or how you can put roads on your module for our](#).

Members doing clinics on what they have learned and sharing those ideas with the membership are vital to a good club meeting. Many of you assume your simple clinic is not worthy and what I have seen in the many club meeting clinics some technique you use may be more worthy than you give yourself credit for.

So, the June club meetings are covered for live modeling clinics we will need clinics for July and the rest of the months left for 2023.

So, think about your modeling ideas that you have done or have thought about doing and step up and volunteer to do a clinic. Noah Russell and I are the people to contact for clinics. Our names are in every newsletter, and you can ask either one of us if you would like to do a clinics for the edification of your club members.

# Contest of the Month 2023

**June** - Trackside Structure or Bridge (12”X12” Diorama's OK)

---

**July** - Steam Engine 6 Drivers or  
Less

**November** - Maintenance of Way  
Equipment or Cars

**August** - Wood Products Car or  
Load With Name

**December** - Single Dome Tank Car

**September** - Caboose

*The winner of the contest of the  
Month receives a \$5.00 Gift card  
for Eugene Toy & Hobby*

**October** - Short Train not to Exceed  
(5) Pieces

---




Jet Power!

Those are jet engines from a B-47

---

**Willamette Cascade Model Railroad Club Says Thank You To:**

Eugene Toy & Hobby – Alan, Andrew & Mark Agerter  
32 East 11<sup>th</sup> Ave. Eugene, OR 97401  
www.eugenetoyandhobby.com • (541) 344-2117  
Thank You For All Of Your Support To Our Club!





# TEMPLE'S TRAINS & THINGS

BUY-SELL-CONSIGNMENTS

Lee Temple, Owner

eBay user name: temples-trains-and-things

(541) 954-4917

ttandt@ram-mail.com

PO BOX 41267 Eugene,OR 97404



---

## Contest of the Month Entries

*1st Place - Gary Schweiger*



*Asa Showalter*



*Sam Larson*



*Asa Showalter*



*Sam Larson*

## COMMITTEES THAT COULD USE YOUR HELP

Swap Meet

Shows

Web Design

Communications

Modular

Clinics

Clinics

Finance

**Ask and Get Involved**

Submissions are accepted for the Newsletter by email to  
[garyandbeckyd@gmail.com](mailto:garyandbeckyd@gmail.com) **Dead line is the end of the previous month!**

# Club Officials

## Elected Officers:

President: [Walt Mulford](#)

Vice President: [Milton Campbell](#)

Senior Members at Large:

[Greg Kent](#), [Jim Saville](#), [Gary Schwieger](#)

Junior Member at Large: [Asa Showalter](#)

## Appointed Positions:

Modular Chair: [Mike Larson](#)

Modular Committee: [Jim Saville](#), [Gary Schwieger](#), [Greg Kent](#), [Noah Russell](#), [Philip Fitzer](#), [Walt Mulford](#).

Secretary: [Joe Rademacher](#)

News Letter Editor: [Gary Decker](#)

Communication Committee: [Gary Decker](#), [Milton Campbell](#), [Gill Hulin](#), [Thomas Olson](#).

Show Chair: [Gary Schwieger](#)

Clinic Chairs: [Lee Temple](#) & [Noah Russell](#)

Membership Chair: [Gary Schwieger](#)

Treasurer: [Gary Decker](#)

Sargent-at- Arms: [Martin Tighe](#)

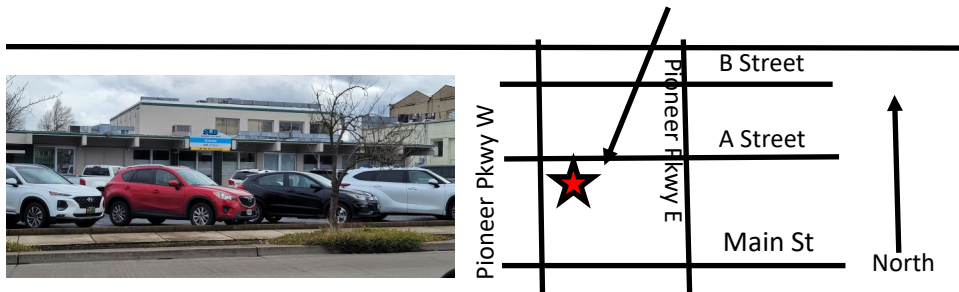
Web Master: [Milton Campbell](#) , [Gary Decker](#), [Rod Minarik](#)

Refreshment Chair: [Charlie Lange](#)

Prize Drawings: [Greg Kent](#)



Springfield Utility Board Annex



# Run Schedule-June 2023

**June 10<sup>th</sup>** Informal breakfast at Brails Cafe-1689 Willamette St, Eugene at the Corner of 17th & Willamette. Arrive by 9:00 a.m. everyone goes Dutch and buys their own breakfast. Afterwards go to Eugene, Toy & Hobby 32 East 11th and pick up a few items you may need for your modeling purposes, pay on lay a way etc.

**June 10<sup>th</sup>** WCMRRC **Springfield Utility Board Annex** See *Map* Open for Sales at 5:00 pm with the Business Meeting Starting at 7:00pm the *Clinic this Month is* See you there!

**WCMRRC Meeting**

**July 8<sup>th</sup>** WCMRRC Meeting  
@ St Catherine of Siena  
In Veneta

**July 17<sup>th</sup>- 23<sup>rd</sup>** Lane County Fair

**July 31<sup>st</sup> - August 5<sup>th</sup>** Benton  
County Fair

**August 12<sup>th</sup>** WCMRRC Meeting

**September 9<sup>th</sup>** WCMRRC  
Meeting/Picnic

**October 14<sup>th</sup>** WCMRRC Meeting

**November 11<sup>th</sup>** WCMRRC Meeting

**December 9<sup>th</sup>** Christmas Party/Meeting



GM Rocket

---

## **Notice:**

**ALL SELLERS ARE LIMITED TO ONLY ONE TABLE, DUE TO THE LIMITED SPACE AT THE MEETINGS!**

**TABLE PRICE: \$5.00 - 1/2 TABLE \$3.00 PAYABLE TO THE PRIZE DRAWING COMMITTEE**



WCMRRC, Inc.

c/o Gary Decker

PO Box 23601

Eugene, OR 97402

*"Pride of the Tunnel Country"*

