

**Volume Sixteen**

**Issue Five**



*Willamette Cascade*  
*Model Railroad Club Inc.*

**"Pride of the Tunnel Country"**

[www.wcmrrc.com](http://www.wcmrrc.com)



*Since 1970*

(541) 525 9404

*"Pride of the Tunnel Country"*

**May 2025**

*Milton Campbell, Editor*



P O Box 23601

Eugene, OR 97402

**On The Cover:**

Buster Keaton's famous movie "The General" turns 100 years old next year. Much of the movie was shot here in Lane County around Cottage Grove.

Joseph Frank "Buster" Keaton was my maternal grandmother's 7th cousin.

-Milton

# Conductors Comments

*By Walt Mulford, President*

The amount of detail on locomotives and cars is incredible these days. My rolling stock pales in comparison but still the satisfaction I get from my stuff is high. The decision, made years ago, to collect and run ho scale equipment that was available in my early adult years is still important because the models were accurate enough for me. The push to have a precise replicas of rolling stock, museum grade, is big now and rightfully so. It is beautiful.

I guess my choices for older models stems from my Lionel days as a child. Playing with trains was different then, as running trains as fast as can be around a 27" radius curve was sooo fun. That was with my stuff not Dad's. If we even looked cross eyed at his trains, we got a scoldin'. His stuff was a cut above what my parents bought us kids and we had to be careful. Dad had locos and cars from the 1920's when he was a child. The historic significance was not lost on me even as 6-year-old (that's when my first train arrived).

Thinking about my choices now, running the equipment I have collected over the years is directly related to my childhood trainsets. If it looks like a train, sounds like a train and runs like a train, then it's a train. With the abundance of precise and wonderful models out there today model railroading sure is different. But still I'm drawn to the models that came before these being produced today. When "playing" with my trains now the rolling stock fits right with my home layout. Sharp curves and steep grades are the norm and that makes me happy. The space for the railroad is a good size, but to get the length wanted, some decisions needed to be made. So going back to what I liked about model railroading suited me just fine. Understand the trains run slower now and that's a good thing.

Since we are a multi-scale club this gives the opportunity to run trains that are pleasing to the senses. That is so important as the club interests are diverse and it's fun to get together and share what we like about "playing" with trains.

Walt M.

## *Membership Matters*

We have added two members to our club.

Please welcome Kerry Baird back after some years away. He was a very active member in previous years and special interest in scenery and of course HO scale trains.

Gil Hulin has reinstated his membership. He had been a member for many years, give many programs and constructed scenery for layouts.

Guys it is good to have you back.

See you all at our next meeting on May 10th.

Gary Schwieger  
Membership Chair



## ***Engineers Dispatch***

I took two weeks of vacation last month. The first week I went to the NAB Show in Las Vegas. That's the National Association of Broadcasters. It was held at the Las Vegas Convention Center. With a 40+ year career in television, this was a bucket list item that is now completed. As a member of the Society of Broadcast Engineers, I got a free exhibits pass so I upped the ante and paid for two days of SBE education prior to the show. See my article on page 9 for what I did while I was there.

When I got home I had to wait a day for a package of 4K/High Definition equipment to be delivered, but then I drove up to Washington to see family. I also had some re-search to do in Tacoma. While I was in Tacoma, I went to the Washington State History Museum which is located next to the old Union Station. On the 5th floor, the Puget Sound Model Railroad Engineers maintain a model railroad layout of the Northern Pacific from Puget Sound to Stampede Pass. It is the largest model railroad on permanent exhibition in Washington State. It was not as large as I expected, but it does cover 1700n square feet measuring 15 feet deep by 68 feet long. The layout condenses the trackage and scenery by folding back on itself with the mainline trackage running 580 feet.

**Follow up on the clinic I did with the material list for a 4' module.**

**By Mike Larson**

Items needed for a 4' X 30" module:

- 3 pieces of 1" X 6" X 4' pine wood
- 1 piece 1" X 4" X 28-1/2" center support
- 1 box/bag of 2" drywall screws
- 1 piece of plywood 1/2" X 30" X 4'

This breaks down to:

- 2 pieces for front and back - 1" X 6" X 4'
- 2 pieces for the ends - 1" X 6" X 28-1/2"
- 1. piece for center support 1" X 4" X 28-1/2"
- 1. piece of plywood 1/2" X 30" X 4'
- 1. bag/box of 2" drywall screws.

Power tools needed:

- Phillips impact drive for Phillip screws
- Skilsaw for cutting wood to sizes
- Drill with a 1/8" bit for pre-drilling screw holes

I can help out with cutting the wooden pieces needed, just ask.



---

**DBK HOBBY**

---

Collector, Buy, Sell  
Model Trains,  
Accessories Etc.

**Dale Knox**  
dbkhobby@gmail.com

---

P.O. Box 456 Elmira Or. 97437  
DBK Hobby on Face Book and Instagram

---

**541-603-8084**

---

## Garden and Model Train - Open House

Dale Knox is having an open house June 21st from 9 AM to 2 PM. Anyone with G scale is welcome to run on his outdoor layout. Turn right at light in Veneta onto Territorial. Go into center of Elmira by school, turn left onto Warthen Rd. 1 mile up on right hand side. Slow down as soon as you see SP bay window caboose really slow down! 24483 Warthen Rd Elmira—Dale 541-603-8084

---



Mt. Rainier Scenic Railroad's wooden trestle bridge between Mineral and Morton caught fire on the evening of April 30th and collapsed on the next afternoon in a blaze investigators say was "human-caused." The specific cause of the fire is still under investigation.

A GOFUNDME account has been set up to raise money for Mt. Rainier Scenic Railroad to hire engineers and legal consultants to determine what can be done next.

The bridge was rebuilt 20 years ago, and was "the future" for the organization to restore rail service to Morton from Mineral.



Collapsed railroad trestle, still smoldering.



## **Some Facts About the O and G-scale for the Willamette Cascade Model Railroad Club And Some History**

*by Lee Temple, past president*

I wanted to give you the members some facts about the O-gauge trains and the G-scale Trains. When I was President of this club we had the opportunity to acquire first G-scale trains and then more O gauge trains. The G-scale trains were given to the club by Lily Moffitt through the efforts of Warren Sawyer, a longtime friend and purchaser of trains from the hobby shop that Lily Moffitt's husband ran.

1. We have four members who had O-gauge trains before Roger and I started collecting O gauge items as well. Carl Willimas, John Ryan, Warren Sawyer and Mike Baagson. These four people were also members of the Oregon Electric O Gaugers with members from Albany, Salem, and the surrounding areas. Now we have also had Ron Judd and Peter Wood collect some O gauge trains as well. Recently we have had some new members join the club who have O gauge trains.
2. O gauge trains have been a part of the club for over 25 years at Drain's Civic Center when in the 1970's Carl Williams and John Ryan sat up their O gauge trains on their modules. So O gauge trains have been affiliated with the WCMRRC now for over 35 years.
3. When Warren Sawyer became a member of our club he lived in Ukiah, Ca. For the past 10 years or so Warren has a ranch in Central Oregon with 1600 head of cattle. Although it has not happened yet, his eventual goal was to move to Central Oregon and get more involved with our club because he liked the philosophy of the club and how we conducted ourselves at public shows. I stored all of Warren's trains he gave to the club in G-scale and from his personal collection a lot of O gauge items has been donated to the club. I have been the caretaker of all those items during my tenure as President and until a year ago I said we need to find places to store those trains plus the tablecloths, and all the tables we bought to run those scale of trains on. Most Recently Dale Knox has downsized the G-scale presence at shows with his beautifully designed layout for his G-scale.
4. If I understand things correctly the board is making a gut check to see how interested the members are in helping set up, tear down, and run those scales for our public shows. Before Dale got involved in our club, we had very little help from club members because they do not prefer that scale and it has mostly been Roger, Myself, and Martin Tighe do the set up and tear down of the O and G scales. In addition, Roger has set up an OO scale or HO scale display of Thomas & Friends and the preschool kids go crazy when they see his display. Part of the reason

the board is asking for a vote of O gauge and G-scale trans is to see if we have enough members who want to be involved in more than one scale. Walt our current President has said if we are going to have those scales represented at our shows, then there needs to be a commitment from the club on helping with those scales as well. If not, then the board is considering liquidating the O gauge and G-scale trains. No final action has been decided yet because we are awaiting our next club meeting in May to discuss and vote on this topic.

5. This last point I want to make is an important one that was brought up at the last meeting. Before we ran O gauge or G-scale the board had to approve those acquisition of trains. And then I said at more than one club meeting that you the members have to help with the setup, tear down and the running of those trains. We never ran O gauge or G-scale until the board approved the ownership of those scales. My involvement as the President was to make sure we always had our HO Train layout up and running because that is what most of us as members have. I never ram rodded one scale over the other but I made sure we had chances to have both scales seen on an alternating basis. Some venues were too small to fit all three scales, and some worked out quite well like the Cottage Grove Armory where we had the floor space to display multiple scales at a show. But the reality of things we usually do not have that much room so we always do our HO scale and one other scale. Valley River is another venue where we have had up to 5 displays at that show. With the help of marketing director, Diana Bray at the time, the merchants were thrilled for us to do that because it brought more people to the mall and pass multiple shops inside the mall. You could sit back and watch the flow of people from one display to the other.

One advantage that I have over most of the club members is I am the only charter member left of the club. I am 77 years old and we used to get 20 people at our club meetings. Our membership is at an all-time high and we keep attracting junior members who are the future of the club.

I hope the members will consider what I have said before the next club meeting so you have all the facts to make a clear, and concise decision. Thank you for considering my thoughts as your only charter member left and I was President for 15 years of this club. This club is important to me and many of you. While some clubs are downsizing in numbers we are growing with more than 80 members. We must be doing something right due to current and past board members and how they have guided the club for many years.

## Contest of the Month 2025

May – RR Structure One (1) Building, Bridge, or Station

---

June– Short train not to exceed 5 cars

July– Covered Hopper 2 Bay to 4 Bay

August– Wood Products car or Load with name

September– Caboose

October– Steam Engine 6 driver or less

November– Trackside Business One (1) Structure

December– Diesel Locomotive

*The winner of the model of the Month contest receives a **\$10.00** Gift card for **Eugene Toy & Hobby***

### April Model of the Month:

Maintenance of Way equipment or car

**Greg Kent, winner**



---

#### Willamette Cascade Model Railroad Club Says Thank You To:

Eugene Toy & Hobby  
32 E 11<sup>th</sup> Ave. Eugene, OR 97401

[www.eugenetoyandhobby.com](http://www.eugenetoyandhobby.com) (541) 344-2117

Thank You For All Of Your Support For Our Club!





# TEMPLE'S TRAINS & THINGS

BUY-SELL-CONSIGNMENTS

Lee Temple, Owner

eBay user name: temples-trains-and-things

(541) 954-4917

ttandt@ram-mail.com

PO BOX 41267 Eugene, OR 97404



## Welcome to *Fabulous* Las Vegas Trainworld

Or, What I did on my vacation, Part 1





Las Vegas Trainworld is located at 9440 W Sahara Ave Suite 150, in Las Vegas, NV. It is about 9 miles west of Las Vegas Blvd.

The shop is owned by two brothers, Ron and Steve Jenkins. The two brothers buy and sell estates. They have a layout in the

store and an area where you can get your hands dirty making scenery. To get an idea of what it's like think about what if Dale Knox opened a shop in south Eugene with Mike Larson doing seminars and building layouts.

Built railcars sell for \$10 and unbuilt kits for \$5. I bought 6 built and 6 unbuilt. They are mostly 3 bay covered hoppers for my grain train in railroads I don't have.

The Jenkins told me that 1/3rd of their customers are people attending conventions, 1/3 are visitors to the city for other reasons, and 1/3rd are local residents.



By Milton E Campbell

# Club Officials

## Elected Officers:

President: [Walt Mulford](#)

Vice President: [Milton Campbell](#)

Senior Members at Large:

[Greg Kent](#), [Gary Decker](#), [Udie Bauer](#)

Junior Member at Large: [Keller Krotulski](#)

## Appointed Positions:

Modular Chair: [Noah Russell](#)

Modular Committee: [Noah Russell](#), [Jim Saville](#), [Gary Schwieger](#), [Greg Kent](#), [Philip Fitzer](#), [Milton Campbell](#), [Walt Mulford](#).

Secretary: [Joe Rademacher](#)

Treasurer: [Gary Decker](#)

News Letter Editor: [Milton Campbell](#), [Gary Decker](#)

Communication Committee: [Gary Decker](#), [Milton Campbell](#), [Gill Hulin](#), [John Krotulski](#)

Web Masters: [Milton Campbell](#) , [Gary Decker](#), [Rod Minarik](#), [John Krotulski](#)

Show Chair: [John Krotulski](#)

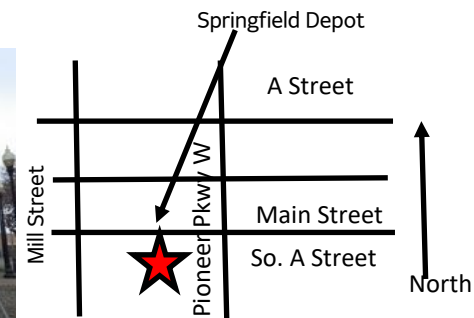
Clinic Chairs: [Noah Russell](#) & [Lee Temple](#)

Membership Chair: [Gary Schwieger](#)

Sergeant-at- Arms: [Martin Tighe](#)

Refreshment Chair: [Walt Mulford](#)

Prize Drawings: [Greg Kent](#)



# Run Schedule-May 2025

**May 10th** Informal breakfast at Brails Cafe-1689 Willamette St, Eugene at the Corner of 17th & Willamette. Arrive by 9:00 a.m. everyone goes Dutch and buys their own breakfast. Afterwards go to Eugene Toy & Hobby, 32 East 11th and pick up a few items you may need for your modeling purposes, pay on lay a way etc.

**May 10th WCMRRC Meeting** **Springfield Depot** *See Map*

**June 14th WCMRRC Meeting** **Springfield Depot** *See Map*

**July 12th WCMRRC Meeting** **Springfield Depot** *See Map*

**July 23-27th Lane County Fair** **Lane County Fairgrounds**

**July 30th-August 2nd Benton County Fair** **Benton County Fairgrounds**

**August 9th WCMRRC Meeting** **Springfield Depot** *See Map*

**September 13th WCMRRC Meeting** **Springfield Depot** *See Map*

**October 11th WCMRRC Meeting** **Springfield Depot** *See Map*

**November 8th WCMRRC Meeting** **Springfield Depot** *See Map*

## **Notice:**

All sellers are limited to only one table, due to the limited space At the Meetings!

Table price: \$5.00 - 1/2 Table \$3.00 Payable to the prize Drawing committee

**Willamette Cascade Model  
Railroad Club says Thank You  
to the Springfield Chamber of  
Commerce for the use of the  
Springfield Depot for our  
meetings.**





WVRRM, Inc.

c/o Milton E Campbell

PO Box 23601

Eugene, OR 97402

