

FactoryDirect

Over 35 Years of Service Since 1991

8888 Keystone Crossing, Suite 1300
Indianapolis, IN 46240
www.FactoryDirect4Homes.com

• OFFICE •

317-228-3300

• TOLL FREE •

800-380-4522

SERVICES
800



15 Time Award Winner
2025, 2024, 2023, 2022, 2021,
2020, 2019, 2018, 2017, 2016,
2015, 2014, 2013, 2012, 2011

18 Time Award Winner
2025, 2024, 2023, 2022, 2021,
2020, 2019, 2018, 2017, 2016,
2015, 2014, 2013, 2012,
2011, 2010, 2009, 2008

FactoryDirect

Our pricing model is designed to make high-quality products affordable. This approach makes home improvement projects more accessible than ever, ensuring you can enhance your home without breaking the bank. Our core value lies in our dedication to installation quality, demonstrated by our team of skilled installers specializing in windows, doors, and siding to ensure precise and perfect installations every time.

Factory Direct goes above and beyond by providing premium materials that surpass industry standards and manufacturer lifetime warranties that also surpass the industry standard. This commitment to quality ensures that customers receive top-tier products at wholesale prices, giving them peace of mind about their home improvement investments. Factory Direct also emphasizes sustainability and energy efficiency, offering innovative green products, including those with Most Efficient Energy Star ratings, to help you lower energy costs and enhance home comfort.

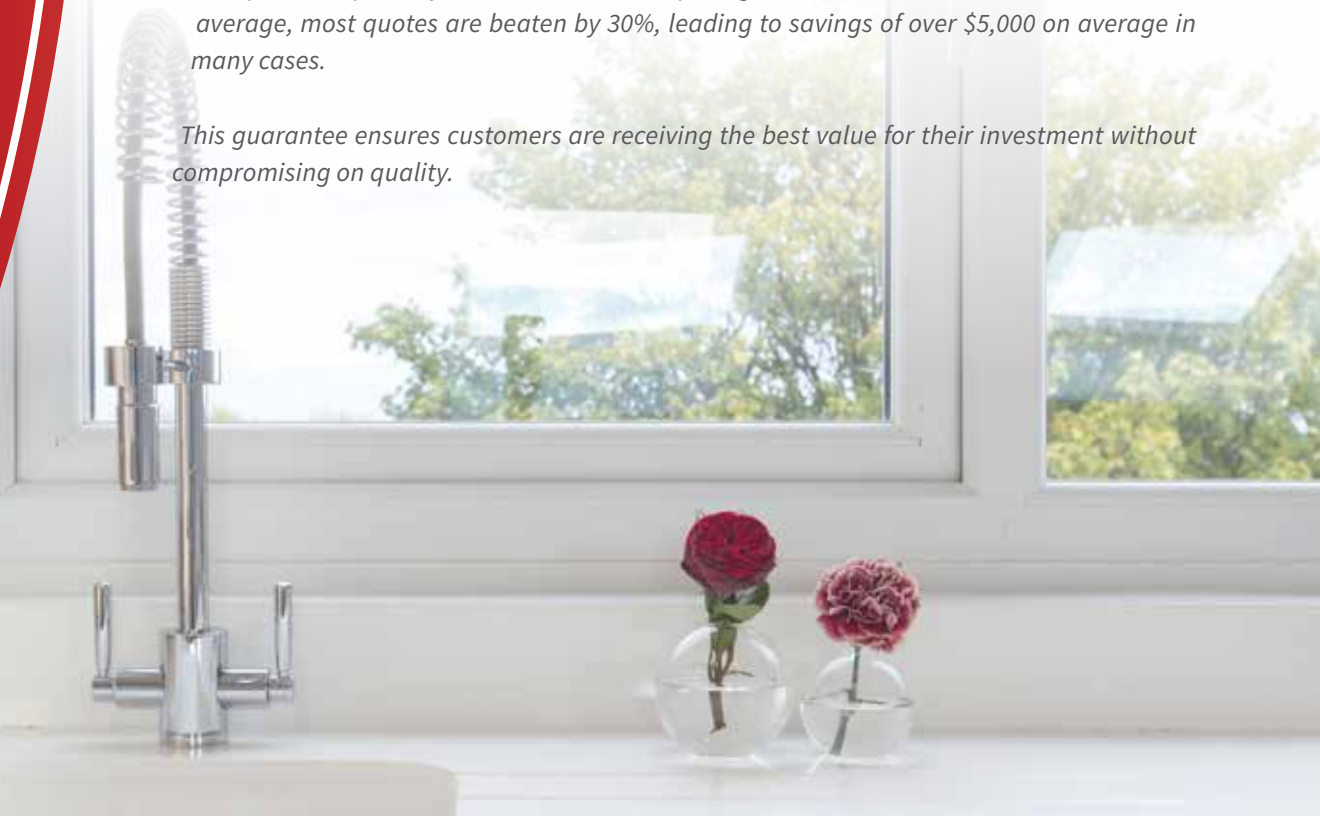
Over the last 35 years since 1991, Factory Direct has built a reputation as a customer-focused business that prioritizes its clients' needs and preferences above all else. This dedication is evident because nearly 60% of its business comes from referrals.

At Factory Direct, we believe in a consultative approach that respects our customers' time and decisions. Unlike many competitors who rely on aggressive sales tactics, our consultants visit your home, take precise measurements, offer guidance on product options, and provide estimates - all within a brief 20-minute window. We want you to feel informed and in control, not pressured into a sale".

Furthermore, Factory Direct offers a price guarantee and commits to beating any competitor's quote by 10 to 60% when comparing the exact same windows and doors. On average, most quotes are beaten by 30%, leading to savings of over \$5,000 on average in many cases.

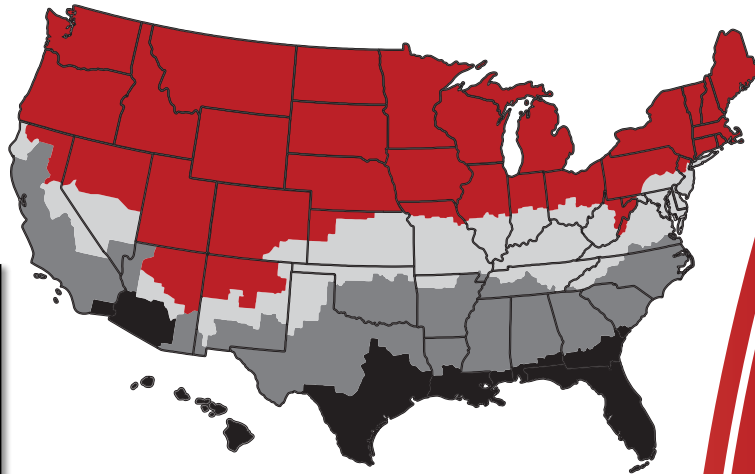
This guarantee ensures customers are receiving the best value for their investment without compromising on quality.

ABOUT US



RECOGNIZED AS THE MOST EFFICIENT *of Energy Star 2025*

All windows with the Ultimate² glass pack



Double Hung Foam Fill Intercept® Stainless Ultimate² with Argon	
ENERGY PERFORMANCE RATINGS	
U-Factor (U.S./I-P)	Solar Heat Gain Coefficient
.18	.24
ADDITIONAL PERFORMANCE RATINGS	
Visible Transmittance	
.42	
<small>Manufacturer stipulates that these ratings conform to applicable NFRC procedures for determining whole product performance. NFRC ratings are determined for a fixed set of environmental conditions and a specific product size. NFRC does not recommend any product and does not warrant the suitability of any product for any specific use. Consult manufacturer's literature for other product performance information. www.nfrc.org</small>	
ENERGY STAR® Qualified In All 50 States	

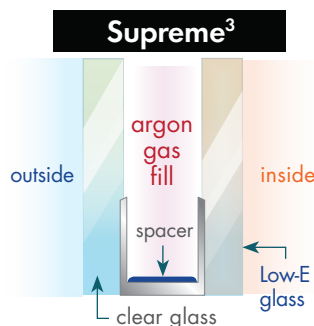
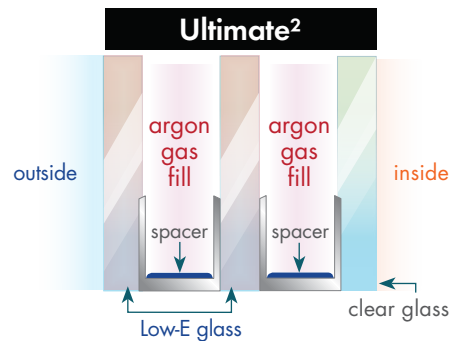

Climate Zone	U-Factor	SHGC	
Northern	0.20	≥0.20	Northern
North-Central	0.20	≤0.40	North-Central
South-Central	0.20	≤0.25	South-Central
South	0.20	≤0.25	Southern

GLASS PACKS


Intercept® Stainless The Strongest Choice.™

Sealant Effectiveness & Gas Retention: The sealant provides the moisture vapor barrier for the I.G. unit. The longer the transmission path, the slower the rate that moisture will travel into the unit through the seal. Stainless Steel is impervious to gas transmission, improving gas retention and maximizing the insulation value of your window over time.

Intercept® Stainless offers one of the best transmission paths to maximize window performance.



intercept®
SPACER SYSTEM



Intercept® "Warm-Edge" spacer system for I.G. units. Intercept® spacers feature a U-channel design that creates an effective thermal barrier to help reduce conducted heat loss through the window. Its sealed, one-piece design makes Intercept® spacers stronger and better at retaining insulating gas than many conventional designs.

PERFORMANCE

Innergy Sash Frame*

INNERGY™

Rigid Thermal Reinforcements

Innergy is the innovative, energy-efficient alternative to aluminum. Rigid Thermal Reinforcements are advanced fiberglass reinforced resin inserts, designed to slide easily into window and door frame chambers for greater support and insulation.

Better Thermal Performance

Up to 700 times better than aluminum in material-to-material comparisons.

Better Thermal Break

Impervious to cold or heat.

Better protection against condensation

Helps prevent staining that can occur with metal reinforcements.


Better flexibility

Will not permanently set when impacted.

OUR WINDOW



THEIR WINDOW



Continuous Interlock

Meeting rails join with a continuous over & under interlock. Condensation and air infiltration are reduced. Many competitors notch-out lock area, sacrificing performance.

OUR WINDOW



THEIR WINDOW




True Sloped Sill

Rain runs straight off the sloped sill away from the home. No weep holes to clog. A poor design filters rain run-off through the window extrusion and out weep holes. Weep holes may clog.

OUR WINDOW



THEIR WINDOW



Separate extrusion for Head of Window

Twice as much sash & frame overlap when closed. Reduced air infiltration.

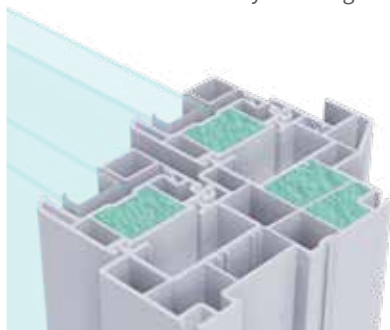
FOAM FILLED INSULATED EXTRUSION BENEFITS

Not all vinyl-framed windows are created equal. Some are insulated; some are not. Your energy dollars could be leaking out of your window frames if they are not filled with ENVIRONMENTAL GREEN™ polyurethane foam - the same type of foam that insulates your refrigerator and thermos.

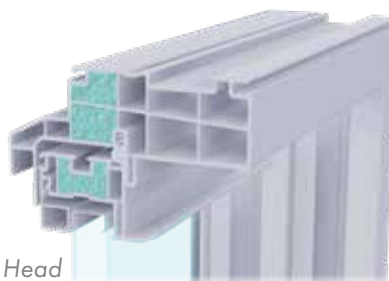
Our window frames insulated with ENVIRONMENTAL GREEN™ foam give you:

- Increased Energy Savings
- Lowers the U-Value which increases thermal performance

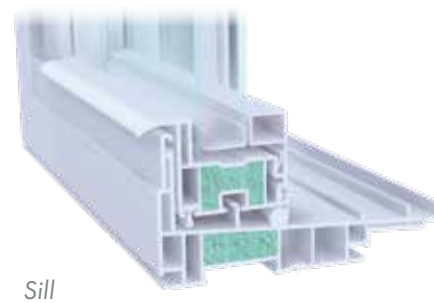
Jamb



Head



Sill



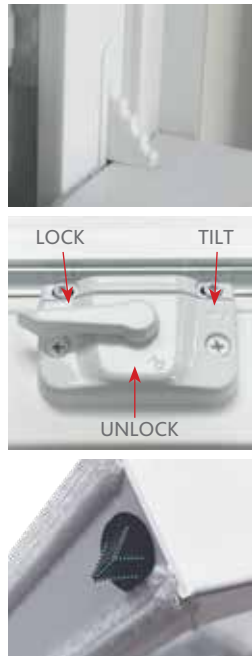
Options*

VINYL

Our maintenance-free vinyl retains its color and smooth surface. Vinyl is not a thermal conductor.

Multi-chamber extrusions are strong and provide additional insulation. Fusion

Welded vinyl corners create strong, seamless frame and sash units.



Sash limit locks secure partial opening.

Duo-Tilt combination lock system allows three sash lock actions: Lock, Unlock and Tilt. Lock system provides a hidden tilt latch function.

Duo-Tilt lock system provides a secure, air tight seal. DuoTilt locks eliminate need for added tilt latches, giving a more stylish look and a stronger corner weld on meeting rail sash.

DOUBLE HUNG

Lift Rails are part of the sash extrusion. They will not snap off. Innergy reinforced meeting rail is standard.

Plated Lock Finishes*

Available in the Double Hung, Slider, Three-Lite Slider and Casement Windows.



Antique Brass



Satin Nickel



Bright Brass



Aged Bronze



Black



Coppertone



Corner Drive is optional*



Heavy duty casement mechanism



CASEMENT

Casement multi-point lock secures in up to four places. Clean casements from inside your home. Hinged side of sash slides away from frame when opened.

CASEMENT & AWNING

Handle folds into operator cover of casement and awning. Awning and casement stop air infiltration with triple seal.

GLIDER • 2 & 3 LITE

Sash removes from the inside for easy cleaning. Sash with full length pull rails glide easily on brass rollers. Sash rails meet with continuous interlock which virtually eliminates air infiltration.

800 SERIES

BAY & BOW

All Color & Glass Options

FEATURES

Timberstrand® engineered wood support system between windows is stronger than ordinary wood.

Maintenance-free clad exterior white or tan vinyl or painted aluminum. Standard birch, optional oak interior. Hanging cable system, optional knee braces.

Bay - picture window flanked by two operable windows: double-hung or casement.

Bow - all windows same size picture windows flanked by two operable windows, usually casement



4 Lite Bay with casing, stain & lighting options.



5 Lite Bow with Hip Roof option.

OPTIONS

- Hip roof to accept shingles
- Hip or concave aluminum roof in 29 colors
- Hip or concave copper roof
- Stain & lacquer interior to match oak wood grain windows
- White or beige paint & lacquer interior
- White or beige plastic laminate seat
- Insulated seat
- 1-3 recessed lights, clear lenses, white or brushed nickel trim rings

RECESSED LIGHTING

Standard clear lens • 1, 2 or 3 lights, low voltage halogen bulb[s] & transformer included

Polished brass, brushed nickel or white



CHOOSE BETWEEN

Double Hung or Casement for your Bay & Bow Windows. *Optional Duo-Tilt lock on Double Hung available. All other features are standard.



Bay with Hip Copper Roof option.



3 Lite Bay with Concave Copper Roof option.



FEATURES & BENEFITS

Fusion-welded door panel corners and frame top for a strong, seamless door.

Our vinyl formulation retains its color and smooth surface.

Vertical main frame and door panel reinforced with aluminum.

Foam filled, vertical main frame adds strength and insulating performance.

Over/Under interlock and double weather-stripping where door panels meet.

Sliding door panel and main frame meet with triple weather-stripping.

Sloped, aluminum-reinforced sill guides rain water outside and away.

Safety glass.

Sturdy, extruded, aluminum screen frame in white or tan.

Standard fiberglass mesh.

Optional aluminum or pet mesh.

Pet Screen

- Resists damage by dogs and cats
- Excellent outward visibility
- Made of strong vinyl-coated polyester
- Not harmful to pets
- Easy to install



3 Point, Multi-Point Lock Security Upgrade

When door contacts frame, steel hooks automatically lock at two additional points along the frame.



Foot-operated lock provides an extra lock point allowing for partial opening for secure ventilation.



Solid-steel, zinc-plated tandem rollers glide smoothly. Corrosion resistant Iridium coating.


Foam Filled Main Frame



Jamb Standard



Main Frame



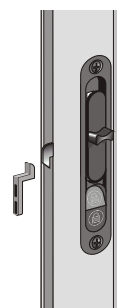
Sill

Handle Sets



Satin Nickel Polished Brass Antique Brass Black Aged Bronze Tan White Standard Coppertone Standard on Woodgrains

Mortised Screen Handle



1580 lock standard

Mortised Hook Locks



Standard single point Two point*

PATIO

8000 OPTIONS

SCREEN OPTIONS*



*BetterVUE® Screen Mesh
Better Insect Screen*

- 10% Better Insect Protection
- 20% Better Airflow
- 20% Clearer View

FLEX SCREEN*



EXTERIOR LAMINATES* N/A Dark Oak Interior Woodgrain



VINYL COLORS*



INTERIOR WOODGRAINS*

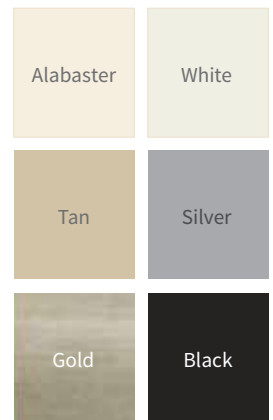


EXTERIOR PAINT



Colors shown are reproduced by mechanical process and may vary from actual colors of product. Use actual color selector.

INTERNAL MINI BLINDS*



INTERNAL GRIDS & DECORATIVE GLASS

Colonial, Prairie, Double Prairie: Flat, Contour, Brasses, View Glass
Diamond: Flat & View Glass Only

View glass 3/8" v-groove, interior surface of glass unit pane



Colonial Flat



Diamond Flat



Colonial
Antique Brass




Satin Nickel



Colonial
Contour



Colonial
Slimline Brass



Colonial View




Diamond View



Floral View



Elongated
Floral View



Prairie View




Double Prairie
View



Contour Prairie
Style



Double Prairie
Style Flat



Obscure Glass



Rain Glass