

ONLYFANS SUCCESS

Complete Guide to Winning on OnlyFans

by OnlyBross

Your journey to the top starts here.

Chapter 1 – How to Get Started and Promote Yourself

■ CHAPTER 1 – HOW TO GET STARTED AND PROMOTE YOURSELF

✅ Lesson 1 – Creating a Profile That Sells

◆ Choosing the Right Name: Anonymity or Personal Brand?

Your username is your first impression. It should be:

- Easy to remember
- Aligned with the content you offer
- Available across all your social media accounts

If you want to stay anonymous, go for something creative and mysterious:

- VelvetMuse, SecretCrush, DarkTease

Avoid usernames like "User987xoxo" — they're forgettable and look unprofessional.

If you're building a personal brand, use a name that sounds real and professional.

💡 Tip: Check availability on Twitter, Instagram, and TikTok before choosing your name.

◆ Writing an Irresistible Bio

Your bio is your pitch. Use this format:

1. Who are you? (e.g. "Model & Content Creator 🔥")
2. What do you offer? ("Exclusive content + personal DMs 💌")
3. Call to action: ("Subscribe now and unlock a special video 🎁")

💡 Emojis help your bio stand out and keep it fun to read.

◆ Profile & Banner Images

First impressions matter. Your visuals should look intentional and attractive.

- ✅ Profile Pic: close-up, high quality, or your logo
- ✅ Banner: short catchy phrase, bold design, consistent color scheme
- ✅ Apps to help: Canva, Photoshop Express, Lightroom Mobile

✅ Lesson 2 – Best Platforms to Attract Subscribers

OnlyFans doesn't promote you — YOU drive traffic to your page.

📌 Best platforms:

- TikTok – soft, teasing content, trends, viral formats
- Reddit – post sexy previews in subreddits like r/OnlyFansPromos
- Twitter – NSFW is allowed; pin teasers, run promos, be active
- Instagram – tease through lifestyle content and stories
- Telegram – create your own fan group and sell bundles

🚫 Don't spam your links — offer value first.

✅ Lesson 3 – How to Promote Effectively

- 🎯 TikTok: Use trends, viral audios, reply to comments with flirty videos
- 🎯 Reddit: Create multiple accounts, follow subreddit rules, be consistent
- 🎯 Twitter: Use hashtags, schedule posts, shout out others and yourself

✅ Lesson 4 – No Social Media? No Problem

Alternative traffic sources:

- Forums (fetish/niche): be active, don't be spammy
- Email Marketing: send sexy previews & bundles to subscribers
- Collaborations: trade shoutouts or appear in each other's content
- Google SEO: write blog posts or use Gumroad
- Telegram: direct updates, teaser drops, and exclusive content

✅ Lesson 5 – How to Get Your First Subscribers


- 🎯 Post free, teasing content
- 🎯 Send custom welcome DMs
- 🎯 Create polls and challenges
- 🎯 Offer limited-time discounts
- 🎯 Collaborate with small creators

💬 Make every fan feel important — they'll stay and spend more.

**For your FREE Shotout send an email to:
shoutout@onlybross.com**

Attach at least 3 photos or short teaser videos (no longer than 10-12 seconds) and the link to your OF account to be promoted.

**Or write us on Telegram: @OnlyBross
<https://t.me/OnlyBross>**



Chapter 2 – Private Messages: Irresistible Chatting & Money-Making Sexting

■ CHAPTER 2 – PRIVATE MESSAGES: IRRESISTIBLE CHATTING & MONEY-MAKING SEXTING

✅ Lesson 1 – Welcoming a New Fan

The moment someone subscribes is your hottest window — they're curious, emotionally engaged, and ready to spend more.

Example of a perfect welcome message:

"Hey 🙄 welcome to my secret little world! You're officially one of my favorites now. Feel free to message me if you're into something special... I've got a surprise for you to start things off 🔥💋"

✅ Lesson 2 – Flirty Chat Techniques

Messaging is a seduction game — not about being explicit immediately, but teasing the imagination.

💬 Tips:

- Ask spicy but respectful questions:
"If you could watch me doing anything right now... what would it be? 🙄"
- Reply with intrigue:
"Mmm... interesting 🙄 maybe I'll show you... if you earn it ❤️"
- Send short voice notes with a sultry tone — they increase engagement and trust.

✅ Lesson 3 – Selling Through DMs Without Being Pushy

Sales should feel like a gift, not a pitch.

Example:

"I thought about you while filming this video... it's super hot, want to see it? 🙄"

If they say yes:

"It's one of my hottest ones 🙄 I usually sell it for \$15, but for you... today it's just \$10 💋"

✅ Lesson 4 – 3 Types of Messages That Always Work

1. “Forbidden” Message:

“I can’t post this publicly... but if you *really* want it, I’ll send it privately 🗝️”

2. “Roleplay” Message:

“Imagine waking up next to me... what would happen next? 🐾”

3. “Surprise” Message:

“I made something just for my boldest fans... want to know what it is? 🤫”

✅ Lesson 5 – Advanced Sexting: Say Less, Suggest More

Effective sexting = mental foreplay.

Tips:

- Use incomplete phrases:

“I’d tell you what I’m wearing right now... but it might distract you too much 🤫”

- Create mental loops:

“If only you could see what I’m doing right now... 😏”

- Alternate tones: sweet & dominant, depending on your fan’s vibe.

✅ Lesson 6 – What to Charge for Private Content

Here’s a basic pricing guide:

Content Type	Suggested Price
----- -----	----- -----
Exclusive Photo	\$5 – \$10
Short Video (1–2 min)	\$10 – \$20
Personalized Video	\$20 – \$50
Premium Bundle	\$30 – \$100+

Start with lower prices if you’re new, then raise them as demand increases.

✅ Lesson 7 – Common Mistakes That Lose Money

- ❌ Cold, robotic replies
- ❌ Ignoring fans for days
- ❌ Selling the same content with no personalization
- ❌ Being too explicit too soon

✅ Chapter Wrap-up

Most of your earnings will come from private messages, not just subscriptions.


💬 The secret: Make fans feel special, desired, and involved.

Pro tip: Set aside at least 30 minutes per day to chat with fans — it's your personal sales office.

For your FREE Shotout send an email to:
shoutout@onlybross.com

**Attach at least 3 photos or short teaser videos (no longer than 10-12 seconds)
and the link to your OF account to be promoted.**

Or write us on Telegram: @OnlyBross
<https://t.me/OnlyBross>



■ CHAPTER 3 – ADVANCED STRATEGIES TO MAXIMIZE YOUR EARNINGS

✅ Lesson 1 – Exclusive Bundles & Limited-Time Offers

Selling one photo or video at a time is fine, but bundles are where the real money is.

Examples of bundles:

- Weekend Hot Pack → 3 videos + 5 photos + sexy voice note (\$40)
- Deluxe Feet Pack → 10 photos + 1 POV video (\$25)
- Couple Simulation Pack → flirty POV scenes (\$35–\$60)

Name your bundles creatively:

“The Most Sinful Morning Ever”, “My Midnight Secret Bath”

Use urgency:

“Only available today – my hottest video ever, 50% off 🔥 Then it disappears!”

✅ Lesson 2 – Upselling: Make Them Want More

Each sale can become another one — upsell like a pro.

Example after a sale:

“Did you like that video? I’ve got a follow-up that’s even hotter 😏 Want me to send it your way?”

Or offer personalization:

“Want me to whisper your name at the beginning of the next video? I’ll do it for an extra \$10 💋”

✅ Lesson 3 – VIP Subscriptions and Premium Tiers

Offer premium experiences for higher-paying fans.

VIP perks:

- Daily exclusive content
- Priority replies
- Behind-the-scenes content
- Monthly personalized videos
- Access to a private VIP group

Example:

"Join my VIP tier for \$49/month and get daily treats, guaranteed DMs, and private videos 🔥"

✅ Lesson 4 – Automate and Work Less

Use automation to keep your business running.

Welcome messages:

"Hey babe 🥰 here's something I made for my new subscribers... want it?"

Schedule your posts:

- Monday = teaser pics
- Wednesday = soft clips
- Friday = spicy content
- Sunday = Q&A or poll

✅ Lesson 5 – Tips and Gratitude Payments

Ask for tips at the right time:

"If I made your day... let me know with a little love 🥰"

"Did you like that? Tips help me create more 💋"

Even \$5 from 10 fans/day = \$1500/month extra.

✅ Lesson 6 – Psychological Triggers That Drive Sales

Top 5 triggers:

1. Exclusivity – "Only for a few fans"
2. Urgency – "Available for the next 24 hours only"
3. Social Proof – "So many asked for this... now you can get it too"
4. Reciprocity – "Here's a free preview... the full thing's in your DMs 🥰"
5. Curiosity – "This is my most daring content ever... ready?"

✅ Lesson 7 – Smart Collaborations

Team up with other creators:

- Record together (or virtually)
- Promote each other
- Launch “Double Pleasure” bundles

✅ Lesson 8 – Track What Works and Optimize

Each week, check:

- Which content sold best?
- What times got most engagement?
- What drove DMs, tips, sales?

Use that data to plan next week’s content.

✅ Chapter Wrap-up

You’re not just a creator — you’re running a business.

To earn more with less time:

- Offer bundles & upsells
- Create VIP options
- Automate smartly
- Use psychological triggers
- Optimize with data

**For your FREE Shotout send an email to:
shoutout@onlybross.com**

**Attach at least 3 photos or short teaser videos (no longer than 10-12 seconds)
and the link to your OF account to be promoted.**

**Or write us on Telegram: @OnlyBross
<https://t.me/OnlyBross>**



Chapter 4 – How to Create Content That Sells Itself

■ CHAPTER 4 – HOW TO CREATE CONTENT THAT SELLS ITSELF

✅ Lesson 1 – The 5 Ingredients of a Best-Selling Content Piece

Your content doesn't need to be the most explicit — it needs to be the most strategic.

What makes content sell:

1. It builds desire
2. It has context (a story or theme)
3. It feels exclusive
4. It's visually attractive
5. It has a catchy name

✅ Lesson 2 – Irresistible Titles

Avoid generic names like “video3.mp4”.

Use titles that spark curiosity:

- “The Shower You Were Never Supposed to See 🚿”
- “Your Secret Girlfriend Awaits You in Bed 🧐”
- “Tonight I'm in Charge. Obey Me 🍷”

✅ Lesson 3 – Fantasies That Sell

Most profitable themes:

- POV: immersive, fan feels involved
- Feet/Legs: photo sets, high demand
- Dom/Sub (Soft): seductive roles
- Girlfriend Experience: soft talk, personal tone
- Dirty Talk: slow, direct, eye contact

Choose what fits you best and own that niche.

✅ Lesson 4 – Tease Without Giving Everything

Create curiosity, not full exposure.

Examples:

- Silhouettes
- Cropped images
- Phrases like: “Want to see the rest? Check your DMs 🙈”

✅ Lesson 5 – Free Content That Sells

Use teasers to trigger private sales.

Example:

“This is just a taste... full uncensored version is in your inbox 🔥”

✅ Lesson 6 – Visual Quality Basics

Even with a phone, you can look professional:

Tips:

- Use natural or ring light
- Clean backgrounds
- Wipe your lens
- Frame your body carefully

Apps:

- Snapseed / Lightroom (photos)
- CapCut / InShot (videos)

✅ Lesson 7 – Best Times to Post

Try:

- Friday evening (8–11PM)
- Sunday late afternoon
- Monday morning (office boredom window 🙄)

✅ Lesson 8 – Reuse Smartly

Recycle old content:

- “Best of” bundles
- Cut long videos into clips
- Rename or reframe old content

✅ Lesson 9 – Content Series = Retention

Turn your content into a Netflix-style experience.

Examples:

- “A Weekend with Me” – morning, afternoon, night
- “7 Days of Temptation” – one theme per day

✅ Chapter Wrap-up

Great content is strategic.

Use:

- Sexy titles
- Teasing previews
- High-performing themes
- Smart reuse
- Perfect timing
- Visual quality
- Mini-series to keep fans coming back

For your FREE Shotout send an email to:

shoutout@onlybross.com

**Attach at least 3 photos or short teaser videos (no longer than 10-12 seconds)
and the link to your OF account to be promoted.**

Or write us on Telegram: @OnlyBross

<https://t.me/OnlyBross>



Chapter 5 – Privacy, Safety & Risk Management

■ CHAPTER 5 – PRIVACY, SAFETY & RISK MANAGEMENT

✅ Lesson 1 – Want to Stay Anonymous? Here's How

You can make great money on OnlyFans without showing your face — but you need to be smart about it.

Best practices for staying anonymous:

- Use a stage name with no ties to your real identity
- Create separate email addresses and social media accounts
- Avoid showing tattoos, piercings, or recognizable surroundings
- Use creative framing, masks, or wigs to stay incognito

✅ Lesson 2 – Protecting Your Content from Theft

Content theft happens — but you can minimize the risk.

Tips to protect your content:

- Add a watermark to all photos/videos (e.g., “OnlyFans.com/YourName”)
- Avoid sharing content off-platform in high quality
- Monitor Google Images (reverse search your pics)
- Use takedown services:
 - DMCA.com
 - TakeDownPiracy.com

✅ Lesson 3 – How to Handle Haters, Trolls & Threats

Online hate is real — especially in adult content spaces. Be prepared.

What to do:

- Block immediately anyone who's toxic
- Use message filters to hide abusive words
- Don't engage emotionally — take screenshots and report
- If someone threatens you personally, contact local authorities

✅ Lesson 4 – Stay Digitally Safe

Many creators overlook basic cybersecurity. Don't make that mistake.

Digital safety checklist:

- Use a VPN
- Enable 2FA (Two-Factor Authentication) on OnlyFans & email
- Create strong, unique passwords for every platform
- Never save login info in browsers
- Use a dedicated phone or device for your work, if possible

✅ Lesson 5 – What If Someone Finds Out?

Yes, people might discover you're on OnlyFans. It's not the end of the world.

How to respond:

- If you're anonymous and there's no proof: deny and stay silent
- If it's out in the open: own it with confidence
- Don't panic — many creators gain followers after being "exposed"

✅ Lesson 6 – Burnout, Stress & Setting Healthy Boundaries

Working online, especially with adult content, can be emotionally draining.

How to avoid burnout:

- Take "OFF" days where you don't reply to messages
- Don't feel pressured to be sexy 24/7 — you're human
- Set clear limits on what you're willing to do (and stick to them)
- Connect with other creators for support

✅ Lesson 7 – Taxes, Laws & Legal Stuff

Let's talk money — and taxes.

If you're making money on OnlyFans, it's taxable income.

In many countries (including Italy):

- You'll need a freelancer tax ID (like a Partita IVA) if it's recurring income
- You may qualify for low-tax brackets (e.g. regime forfettario)

Find a tax advisor who understands influencer/digital creator income. It's worth it.

✅ Chapter Wrap-up

Your safety — both digital and emotional — comes first.

Key takeaways:

- Protect your identity and content
- Set healthy limits
- Don't engage with haters
- Stay safe online
- Handle taxes and legalities properly

A strong foundation = long-term success.

✅ WHAT'S NEXT?

The first 5 chapters of this ebook are just the beginning. You've learned the foundations: safety, strategy, and mindset. But now, it's time to get serious.

🚀 In the next releases, we'll dive into ****even more practical**** content, including:

- 📄 Ready-to-use sexting scripts you can copy and paste
- 📱 Viral content ideas to attract social media traffic
- 💖 Psychological seduction techniques to turn one-time buyers into loyal fans
- 🧠 And tons of real, tested tricks from those who — since 2018 — helped “girl-next-door” types reach 5-figure monthly incomes!!!

Plus, thanks to our ****network of over 200 creators****, each with more than 10,000 followers, we can give your profile a ****real boost****:

👉 Shoutouts, targeted DMs, shared stories, and instant visibility.

💬 Want to be part of the next generation of successful creators? Your journey has just begun.

🔥 Send us 3 of your photos (to be published for free on public accounts) and your profile link to receive your first “boost”.


For everyone who joins our subscription (cancel anytime) to access future content, you'll receive one featured shoutout per week — FREE.

Even just one publication on a verified account with 10k+ followers is worth more than the price of the subscription.

**For your FREE Shotout send en email to:
shoutout@onlybross.com**

Attach at least 3 photos or short teaser videos (no longer than 10-12 seconds) and the link to your OF account to be promoted.

**Or write us on Telegram: @OnlyBross
<https://t.me/OnlyBross>**



**Have you already finished reading and putting the eBook into
practice and still want more?
Visit our website to subscribe to the bi-weekly publication (which
will also include a free shoutout for your account every week).
<https://onlybross.com/>**