

REPORT FOR AN ADAPTIVE RE-USE PLAN



Mount McGregor Correctional Facility

Towns of Wilton and Moreau, County of Saratoga, New York

January 26, 2014



INTRODUCTION

This report (“the Report”) is being provided by the New York State Department of Economic Development, doing business as Empire State Development (“ESD”), to inform future adaptive re-use plans for Mount McGregor Correctional Facility (“the Site”) that will generate investment and create jobs. The Site address is 1000 Mt. McGregor Road in Wilton, New York. Located within an approximately 1,187-acre site, it has 64 buildings of 575,164 square feet, split between the towns of Wilton and Moreau.

This Report is being provided under the New York State Corrections Law, Article 4, sections 79-A and 79-B, which require ESD to provide a report for an adaptive re-use plan for each correctional facility at least six months prior to its effective planned closure date. On July 26, 2013, the New York State Department of Corrections and Community Supervision (DOCCS) announced that it planned to close four correctional facilities. These closures will continue prior reforms that are a result of a substantial reduction in the state crime rate and drug offenses – factors which contributed to a shrinking inmate population and a reduced number of correctional facilities necessary for operations. The four closures are anticipated to save taxpayers more than \$30 million annually.

The following table below provides additional information on each planned closure:

Figure 1: Data on Correctional Facilities to be Closed

Facility	FTEs*	Inmate Population*	Maximum Capacity	County	ESD Region
Mt. McGregor	320	455	544	Saratoga	Capital District
Butler	130	177	240	Wayne	Finger Lakes
Monterey Shock	124	158	300	Schuyler	Southern Tier
Chateaugay	111	234 (all technical parole violators on short holds)	240	Franklin	North Country

**As of July 22, 2013*

For each of the correctional facilities to be closed, ESD is required to provide a report that evaluates each of the following:

- 1) The State government’s potential to re-use the facility, including for a new purpose as part of the criminal justice system;
- 2) The potential for the State to sell the facility to another government entity;
- 3) The potential for the State to sell the facility to a private developer;

- 4) The community's input for future local development; and
- 5) The condition of the facility and any necessary investments required to bring it into good repair.

Accordingly, in each community, ESD evaluated the above issues in consultation with elected and appointed government officials, economic development partners, community members, and the commissioners and officials of various state government agencies, including: DOCCS, the Department of Civil Service (DCS), the Office of General Services (OGS), the Division of Criminal Justice Services, the Governor's Office of Employee Relations (GOER), officials of local governments of political subdivisions in which the correctional facility is located, and other appropriate state agencies and authorities.

The correctional facilities are scheduled for closure on July 26, 2014, one year after the closure announcement, to allow for a gradual transition and provide affected employees with options for positions within DOCCS and at other state agencies. In many cases, employees will be transferred to other nearby correctional facilities, with some able to transfer to facilities that are closer to their homes. For those with geographic restrictions, DOCCS and the State will continue to work with DCS to facilitate employment opportunities at other state agencies.

Acknowledging the necessity of staff transition in some cases, it is important to note that these closures are occurring due to New York's tremendous progress in reducing crime. The operation of fewer facilities is an unmistakable sign of a right-sized government, stronger communities and a safer state.

Furthermore, this Report should be seen only as one of the first steps in a collaborative process between the State and the communities, governments and agencies impacted by facility closures. ESD, DOCCS, and other agencies of New York State government recognize that appropriate measures will still be needed to minimize any resulting negative economic impact on affected communities. Moving forward, issues requiring coordination will include, among others, the process of providing assistance and support for any displaced staff, identifying re-uses for each site that are reflective of community input and the real estate marketplace, and implementing an effective property disposition strategy.

Keeping all of the above in mind, the goal of this Report is to increase the efficacy with which the site is returned to productive economic re-use by informing the development of an adaptive re-use plan for the Site. In the interim, feedback on the Report, the Site, or the process can be sent to MtMcGregorCF@esd.ny.gov. Interested parties are able to view other reports on ESD's website at: <http://esd.ny.gov/resources.html>.

Thank you for your interest in the future of Mt. McGregor Correctional Facility.

TABLE OF CONTENTS

I.	SITE BACKGROUND	5
II.	RATIONALE FOR SITE CLOSURES	6
III.	NOTIFICATION AND SUPPORT OF EMPLOYEES IMPACTED BY SITE CLOSURES	7
IV.	COMMUNITY CONTEXT AND THE ECONOMIC IMPACT OF THE CLOSURE	9
V.	EVALUATION OF THE RE-USE POTENTIAL OF THE SITE	15
VI.	EVALUATION OF COMMUNITY INPUT FOR LOCAL DEVELOPMENT	18
VII.	LAND USE ANALYSIS AND RE-USE FINDINGS	19
VIII.	EVALUATION OF THE SITE AND THE INVESTMENTS REQUIRED TO KEEP THE SITE IN GOOD REPAIR, OR TO MAKE IT VIABLE FOR RE-USE	23
IX.	CONSULTATION OF STATE AND LOCAL PARTNERS IN PREPARATION OF REPORT	24
X.	CONCLUSIONS AND NEXT STEPS	26
XI.	APPENDIX	
	A. LIST OF SITE MEETINGS HELD	27
	B. LIST OF NEWSPAPER ADVERTISEMENTS PLACED	28
	C. SITE PROPERTY LISTING	29
	D. LETTER AND PROPOSED LAND TRANSFER AREA FOR OFFICE OF PARKS, RECREATION AND HISTORIC PRESERVATION	30
	E. LETTER OF INTEREST IN FIREARMS RANGE PROPERTY FROM NEW YORK STATE POLICE	33
	F. MAP OF SURROUNDING AREA INFRASTRUCTURE	34
	G. SITE CLOSURE PLAN	35

I. SITE BACKGROUND

The original buildings at Mount McGregor Correctional Facility were constructed during the 1920s by the Metropolitan Insurance Company, which sought to provide a tuberculosis center for its employees. In 1945, the Site was purchased by the State to serve as rest camp for World War II veterans. The veterans' camp was closed by the State in the 1950s, however, and the Site became an annex to what was then called the Rome State School for the Retarded. The Site was later maintained in that capacity under the name of the Wilton Developmental Center. In November of 1975, residents of the center were moved from Mt. McGregor to the new Wilton Developmental Center, which was located about two miles from the mountain.

The Site opened as a Camp housing minimum security inmates in 1976 and ran as such to 1981 when the medium-security portion known as Mt. McGregor was opened and began accepting its first medium security inmates. The Camp portion of the site was closed in July of 2009.

Currently, medium-security inmates are housed within a perimeter security comprised of one row of fencing topped with coiled blades of razor ribbon. Minimum-security inmates were housed in buildings outside of the perimeter security. Within the secured perimeter there are approximately 86 acres of land. There are an additional 1,101 acres of land outside of the secured perimeter.

II. RATIONALE FOR SITE CLOSURES

The DOCCS Acting Commissioner has a dual responsibility of operating the prison system in a safe and efficient manner, while allocating staff and resources to areas of need. In fulfilling this role, as a result of the declining inmate population and the excess prison capacity in New York State medium and minimum security facilities—including Moriah and Lakeview Shock Incarceration Facilities—the decision was made to close the Chateaugay, Butler and Mt. McGregor Correctional Facilities, and the Monterey Shock Incarceration Correctional Facility on July 26, 2014 in compliance with Correction Law Section 79-a(3).

With a 15% reduction in the statewide crime rate since 2003 and a 71% reduction in the number of drug offenders since 1996, the inmate population continues to decline. The number of drug-related commitments has steadily declined, which has a direct correlation to the Shock Incarceration Program. This decrease in the shock population is happening despite the Legislature's expansion of shock eligibility in 2009 to include older, otherwise crime-eligible offenders and those who are in general confinement and within at least three years of their earliest release.

This ongoing decline of the inmate population prompted DOCCS to begin consolidating operations in the fall of 2008—a process that continues to the present. The consolidations consisted of vacating a number of housing units or dormitories in various correctional facilities. This consolidation was accomplished by transferring inmates out of underutilized units and into vacant beds in other occupied units within the same facility. At the same time, the agency redeployed security staff from those underutilized units into other vacant positions within the same facility. With the continued decline in the population, DOCCS is now at a point in time where it can close the four identified facilities on July 26, 2014. It will absorb those remaining inmates and parole violators by utilizing a combined approach of transferring them into other facilities with staffed, vacant beds and re-opening a number of previously consolidated dormitories at active sites; a more cost-effective approach than continuing to operate excess facilities and maintain significant unused space throughout the correctional system.

In determining which specific facilities to close, a number of factors were considered, including the size of the selected facilities, relative cost of operation, lack of capacity to offer specialized programs and services (which are mandated to be provided to an increasing number of inmates), and, where facilities did have programs, the ability for the inmate to be absorbed into existing or newly-created similar programs at other facilities. Though the facilities identified for closure operated effectively, it was evident that the services they provided and the staff assigned to each site could be more cost-effectively absorbed into other facilities, while still allowing for DOCCS to continue operating safe and secure facilities for both staff and inmates alike.

III. NOTIFICATION AND SUPPORT OF EMPLOYEES IMPACTED BY SITE CLOSURES

On July 26, 2013, DOCCS Acting Commissioner Anthony J. Annucci and members of his executive team met with representatives from the Civil Service Employees Union (CSEA), the Public Employees Federation, the New York State Law Enforcement Officers Union (Council 82), and the New York State Correctional Officers & Police Benevolent Association (NYSCOPA) to advise them of the decision to close the Butler, Chateaugay, and Mt. McGregor correctional facilities, and the Monterey Shock Incarceration Correctional Facility on July 26, 2014. While these meetings were being conducted, the Superintendent at each affected facility was also notifying employees of the decision. Additionally, the DOCCS Deputy Commissioner for Administration sent electronic notifications to representatives of OGS, GOER, DCS and ESD to advise them of the closure decision, and a press release was then issued to the public at the following address: http://www.doccs.ny.gov/PressRel/2013/Prison_Closure_Announcement.html.

On August 6, 2013, the DOCCS Director of Personnel next issued a memorandum to the Superintendents of the four closure facilities, advising of a schedule of employee informational meetings to be held at the facilities. These meetings were scheduled in order for the DOCCS Director of Personnel to meet with the affected employees, explain the Reduction-in-Force process, advise employees of the voluntary negotiated reassignment policy that each negotiating unit has with the agency, and answer employee questions with regard to the employee placement process.

Three employee informational meetings were held at each of the four facilities on the following dates. These meetings were held at three different times on each date in order to allow employees on all shifts an opportunity to attend.

- Mt. McGregor September 5, 2013
- Chateaugay September 12, 2013
- Butler September 17, 2013
- Monterey September 18, 2013

For DOCCS employees in the security titles of Correction Officer, Correction Sergeant, and Correction Lieutenant these reassignments are done strictly by seniority, as defined in their respective collective bargaining agreements. A component of the security titles reassignment agreement is that bi-annually, all security employees who have voluntarily added their name to a reassignment list to be reassigned to another correctional facility will be re-ranked in seniority order. These bi-annual re-rankings are held every year on May 1 and November 1.

With the announcement of the four facility closures, NYSCOPBA and Council 82, the labor organizations representing the Correction Officers, Correction Sergeants, and Correction Lieutenants made a request to expedite the scheduled November 1, 2013, re-ranking in an effort to allow employees at these four facilities who, previous to the

closure announcement, chose not to participate in the voluntary reassignment process, an opportunity to do so. This request was granted and the scheduled November 1 re-ranking was held on October 1, 2013. This date was chosen because it was after the scheduled employee informational meeting held at each facility and thus allowed each employee to make an informed decision to participate in the voluntary reassignment process.

A major component of the employee meetings was to educate each employee of their negotiated reassignment agreement and to encourage each employee to participate in their voluntary reassignment programs. On July 22, 2013, there were 685 employees working at these four correctional facilities. As of December 24, 2013, there were 435 DOCCS employees at these facilities who had not yet accepted new employment.

The DOCCS Director of Personnel will hold additional formal employee meetings at the four closure facilities in February, 2014, at which time DOCCS will allow employees to participate in the Agency Reduction Transfer List system, which is managed by DCS and allows staff who are impacted by a facility closure to receive preference in retaining employment with another state agency.

IV. COMMUNITY CONTEXT AND ECONOMIC IMPACT OF THE CLOSURE

In order to evaluate the community impact of the Site's closure, it is helpful to acknowledge the region, county and community in which the Site is located. Accordingly, the accompanying demographic information is presented in order to provide additional context with which to evaluate the impact of the Site closure and inform re-use plans and discussions.

Regional and County Demographics

Saratoga County, in which the Site is located, is one of eight counties within the Capital District Region of New York State.

The Capital District region is New York State's "Tech Valley," a region based on innovation and invention. The Capital District region has close proximity to all major markets of the northeast, a high quality of life, a highly skilled workforce, and many world-renowned academic and research institutions. The region also boasts 21 institutions of higher learning with a combined student population of 65,000. Key industries in the Capital District Region include bio life sciences, nanotechnology, chemical manufacturing, semiconductor development and clean energy production. Major employers in the Capital District Region include GlobalFoundries, General Electric, Albany Molecular Research Inc. (AMRI), AngioDynamics and SEMATECH.¹

At the county level, with a population of 219,832 and a 6.2% unemployment rate, Saratoga County has a lower rate of joblessness than the 8.7% overall unemployment rate experienced across New York State.² Countywide household median income is \$67,712, higher than the State's \$57,683 median household income.

¹ For additional information on this and other regions, please visit: <http://startup-ny.com/eligibility/regional-profiles/>.

² U.S. Census Bureau, 2008-2012 American Community Survey.

Figure 2: Local Community Employment by Industry³

Description	New York State		Saratoga County, New York		Moreau, Saratoga County, NY		Wilton, Saratoga County, NY	
	Est.	% of total	Est.	% of total	Est.	% of total	Est.	% of total
Total Civilian employed population 16+ years	9,073,362	100%	111,942	100%	7,471	100%	8,165	100%
Agriculture, forestry, fishing and hunting, and mining	53,189	0.6%	887	0.8%	20	0.3%	57	0.7%
Construction	516,447	5.7%	6,901	6.2%	455	6.1%	398	4.9%
Manufacturing	626,972	6.9%	9,930	8.9%	931	12.5%	655	8.0%
Wholesale trade	234,615	2.6%	3,290	2.9%	233	3.1%	277	3.4%
Retail trade	979,398	10.8%	13,062	11.7%	886	11.9%	1,259	15.4%
Transportation and warehousing, and utilities	467,584	5.2%	3,984	3.6%	296	4.0%	197	2.4%
Information	267,293	2.9%	2,315	2.1%	97	1.3%	103	1.3%
Finance and insurance, and real estate and rental and leasing	750,335	8.3%	9,304	8.3%	332	4.4%	924	11.3%
Professional, scientific, and management, and administrative and waste management services	996,852	11.0%	11,365	10.2%	597	8.0%	821	10.1%
Educational services, and health care and social assistance	2,476,252	27.3%	28,743	25.7%	1,915	25.6%	2,232	27.3%
Arts, entertainment, and recreation, and accommodation and food services	799,098	8.8%	9,414	8.4%	697	9.3%	607	7.4%
Other services, except public administration	460,402	5.1%	4,516	4.0%	473	6.3%	169	2.1%
Public administration	444,925	4.9%	8,231	7.4%	539	7.2%	466	5.7%

Saratoga County has higher rates of educational attainment than the State of New York average, with 93% of residents having at least a high school diploma and 49% of residents having at least an Associate degree, compared with a State rate of 85% of residents with at least a high school diploma and a 41% rate of residents who possess an Associate degree or higher.⁴

³ U.S. Census Bureau, 2008-2012 American Community Survey.

⁴ U.S. Census Bureau, 2008-2012 American Community Survey.

Figure 3: Local Educational Attainment Rates

Description	New York State		Saratoga County, New York		Moreau, Saratoga County, NY		Wilton, Saratoga County, NY	
	Est.	% of total	Est.	% of total	Est.	% of total	Est.	% of total
Population 25 years and over	13,101,982	100%	152,586	100%	10,836	100%	10,937	100%
Less than 9th grade	903,418	6.9%	2,950	1.9%	254	2.3%	150	1.4%
9th to 12th grade, no diploma	1,078,432	8.2%	7,251	4.8%	761	7.0%	351	3.2%
High school graduate (includes equivalency)	3,578,443	27.3%	41,086	26.9%	4,434	40.9%	2,664	24.4%
Some college, no degree	2,155,666	16.5%	27,163	17.8%	2,146	19.8%	2,032	18.6%
Associate's degree	1,090,117	8.3%	18,098	11.9%	1,287	11.9%	1,315	12.0%
Bachelor's degree	2,442,722	18.6%	32,376	21.2%	1,153	10.6%	2,285	20.9%
Graduate or professional degree	1,853,184	14.1%	23,662	15.5%	801	7.4%	2,140	19.6%

Community Demographics

Locally, the Site lies in the towns of Wilton and Moreau, Upstate New York communities with an estimated combined population of 30,000 residents.

Wilton has a population of more than 16,000 and is home to the Grant Cottage State Historic Site—a location famous for being the place where Ulysses S. Grant lived and eventually passed away in 1885. Of the 8,699 people in Wilton's labor force, 5.6% are unemployed, according to five-year estimates from the American Community Survey. The majority of Wilton's labor force is employed in management, business, science, and arts occupations (43%), with sales and office occupations comprising the next largest sector (28.5%). The median income of Wilton's 6,199 households is \$77,663, with nearly one-quarter of households earning less than \$35,000 annually. The median value of owner-occupied homes in the town is \$242,100.

The Town of Moreau is slightly smaller than Wilton with a population over 14,000 and 8,048 in the local labor force. According to data from the American Community Survey of 2008-2012, similar occupations are the leading areas of employment in Wilton, with management and service as Moreau's top occupations. The local income level, however, is lower than neighboring Wilton's, with median income for Moreau's 5,845 households at \$55,011, with more than 30% of households earning less than \$35,000 annually. The median value of owner-occupied homes in the town is \$158,500.

Figure 4: Household Income by Jurisdiction

Description	New York State		Saratoga County, New York		Moreau, Saratoga County, New York		Wilton, Saratoga County, New York	
	Est.	%	Est.	%	Est.	%	Est.	%
Total households	7,230,896	100%	87,952	100%	5,845	100%	6,199	100%
Less than \$10,000	567,084	7.8%	3,205	3.6%	294	5.0%	219	3.5%
\$10,000 to \$14,999	377,358	5.2%	3,285	3.7%	317	5.4%	267	4.3%
\$15,000 to \$24,999	716,307	9.9%	6,688	7.6%	557	9.5%	482	7.8%
\$25,000 to \$34,999	660,788	9.1%	7,273	8.3%	660	11.3%	438	7.1%
\$35,000 to \$49,999	871,103	12.0%	10,084	11.5%	616	10.5%	549	8.9%
\$50,000 to \$74,999	1,223,080	16.9%	17,784	20.2%	1,493	25.5%	1,117	18.0%
\$75,000 to \$99,999	869,969	12.0%	13,428	15.3%	795	13.6%	661	10.7%
\$100,000 to \$149,999	1,018,288	14.1%	16,361	18.6%	826	14.1%	1,560	25.2%
\$150,000 to \$199,999	436,257	6.0%	5,584	6.3%	158	2.7%	568	9.2%
\$200,000 or more	490,662	6.8%	4,260	4.8%	129	2.2%	338	5.5%
Median household income (dollars)	\$57,683	N/A	\$67,712	N/A	\$55,011	N/A	\$77,663	N/A
Mean household income (dollars)	\$83,578	N/A	\$83,668	N/A	\$65,397	N/A	\$91,858	N/A

*Income in 2012, inflation-adjusted dollars

Surrounding Area Infrastructure

Significant transportation resources lie within a 50-mile radius of Mt. McGregor Correctional Facility, including the Albany International Airport, the Schenectady County Airport, five interstate highways, twelve state highways, numerous local roads and railroads. The Hudson River runs to the north and east of the Facility. Nearby major cities include Albany, Troy, Rensselaer, Saratoga Springs, and Schenectady. Like the overall region in which the Site is located, this 50-mile radius is home to more than 20 universities and colleges including Albany Medical College, Albany Law School, Rensselaer Polytechnic Institute and Hudson Valley Community College. For a map of area infrastructure, see Appendix F, Map of Surrounding Area Infrastructure.

Economic Impact of the Closure

As described earlier, over the past ten years, New York has seen a 15% decrease in the state crime rate, and a prison population that has declined by almost 24% since 1999—from a high of 71,600 to approximately 54,600 today.⁵ Accordingly, right-sizing the

⁵ "Prison Closure Announcement," Press Release, New York State Department of Corrections and Community Supervision, June 26, 2013, accessed December 17, 2013, http://www.doccs.ny.gov/PressRel/2013/Prison_Closure_Announcement.html.

state's correctional system is a process that will save taxpayers tens of millions of dollars. Careful considerations have been made regarding facility reforms, including the economic impacts created by each closure.

Even as the closure of facilities will result in savings of millions of dollars annually, the closures will also impact the communities that previously hosted them. Host communities receive several forms of economic benefit from facilities. The direct economic impacts include the immediate benefits such as jobs created at the site. The indirect economic benefits relate to the companies and businesses that supply goods and services to a facility—such as a vendor providing materials for minor rehabilitation projects at the facility. Last are the induced benefits, or the local spending generated by the wages earned at the facility, including income spent at restaurants, grocery stores and other businesses that then generate additional economic output.

Although the State is seeking to implement a “zero layoff plan,” which includes offering employees the opportunities to be reassigned to other facilities and helping employees to find positions at other state agencies, facility closures still involve the possible exit of existing prison staff and the transfer of the inmate population to other facilities in the State. As of July 22, 2013, the Site had 320 full-time employees, representing 0.3% of the county's labor force. The economic impact of these changes in the localities in which each of the prisons is located will reflect a number of factors, including:

- The size of the facility;
- The region in which the facility is located;
- The number of staff and inmates that will transfer out of their respective regions; and
- The number of staff and inmates relocated to each of the receiving facilities and their locations

The Site's transition has the potential to provide the 320 affected employees with options for positions within DOCCS and at other state agencies and many Facility employees have already begun to move into new positions. While 320 DOCCS employees were working at the Site on July 22, 2013, as of December 24, 2013, there were only 193 employees at the Site who had not yet accepted new employment. Although the region that previously hosted the Site may see a loss of jobs and income upon the Site's closure, job and inmate transfers will result in an economic gain for the receiving region. Further, the re-use of the Site, when re-activated, will be a source of job creation and other positive benefits for the community. Lastly, DOCCS is projected to achieve substantial operational cost savings from these reforms, which are estimated to total more than \$30 million per year and provide positive taxpayer and economic impact.

V. EVALUATION OF THE RE-USE POTENTIAL OF THE SITE

Prior to the Site's effective planned closure date, ESD is also required to perform an evaluation of: the potential to utilize the property for another state government purpose, including for a new purpose as part of the criminal justice system; the potential to sell or transfer the site to a local government or other governmental entity; and the potential for the sale of the Site to a private entity for development into a business, residential or other purpose.

Site Potential for Re-Use by the State Government

With regards to the re-use of the Site by the State for a criminal justice system purpose, as explained in the Introduction and Section II, Rationale for Site Closures, the ongoing decline of the inmate population has already left DOCCS and the overarching criminal justice system with excess space. Moreover, as also outlined in Section II, prior to the closure announcement, the Site was chosen for closure based on factors including, but not limited to, the following: the size of the selected facilities, relative cost, lack of capacity to offer specialized programs and services (which are mandated to be provided to an increasing number of inmates), and, where facilities did have programs, the ability for the inmate to be absorbed into similar programs at other facilities or the ability to duplicate the program elsewhere. It was evident that the services provided at the Site and the staff assigned to each site could be more cost-effectively absorbed into other facilities, while allowing for the agency to continue operating safe and secure facilities for both staff and inmates alike.

In addition to considering the potential to utilize the property for another criminal justice system purpose, DOCCS and ESD also notified peer state agencies of the Site to evaluate whether or not the Site might be used for another State government purpose. Agencies notified include the Department of Civil Service (DCS), the Office of General Services (OGS), the Division of Criminal Justice Services, the Governor's Office of Employee Relations (GOER), the Office of Child and Family Services, the Office of Parks, Recreation and Historic Preservation (OPRHP), and the State Police.

In response to these inquiries, OPRHP's Saratoga-Capital Regional State Parks Commission expressed interest in the Site's undeveloped acreage surrounding the complex being dedicated to Moreau Lake State Park. A map of OPRHP's proposed land transfer is included in Appendix D.

In addition to OPRHP's outreach, ESD also received interest in the Site from the New York State Police. In a letter to ESD (included as Appendix E), the Division of State Police expressed a potential interest in acquiring the firearms range property, as well as the associated firearms training building. Possibilities such as the State Police's and OPRHP's re-use continue to be explored by ESD, DOCCS, and other state agencies.

Site Potential for Re-Use by a Private Party, Local Government or Other Public Entity

In an effort to evaluate the potential to sell or transfer the Site to a private party, local government or other governmental entity, ESD conducted direct outreach to economic development partners and local appointed and elected officials.

As part of this effort ESD circulated letters to economic development officials, industry partners and government representatives of the political subdivisions in which the Site is located. Letter recipients were also asked to forward the letter to prospective acquirers and developers.

ESD also placed advertisements for approximately one week of circulation in several newspapers that included subscribers either in or close to the impacted communities. These local newspapers included *The Post Star*, *The Saratogian*, *The Times Union* and *The Daily Gazette*.

In addition, ESD listed the correctional facility on its property sales website under a special heading, “Seeking Input and Interest,” found at <http://properties.esd.ny.gov/seekinginputinterest.html>.

Finally, ESD led a teleconference meeting in which verbal expressions of interest and input for development were solicited from local representatives. Discussion content from this meeting is described in greater detail in Section VI, Evaluation of Community Input for Local Development.

In all written and verbal solicitations, ESD directed respondents to express their interest and input for future local development in the Site by e-mailing a dedicated account that was established for the Report: MtMcGregorCF@esd.ny.gov.

Although one direct expression of interest in acquiring the Site was received following the feedback period in early January, and although this interest will be explored as the disposition process unfolds, the primary purpose and result of all aforementioned efforts was to solicit ideas and for stakeholders to inform ESD and community stakeholders of any such interest likely to be forthcoming. Full marketing of the Site has not yet begun, and will not begin until closer to the Site’s actual closure. It is also worth highlighting the recent successful disposition of several correctional facility sites. OGS successfully sold the former Camp Georgetown Correctional Facility at auction to a private developer—one of four bidders—for \$241,000 on May 9, 2013. Subsequently, it sold the former Lyon Mountain Correctional Facility for \$140,000. Both sites will serve as valuable additions to property tax rolls.

Of note, subsequent to the close of the feedback period, ESD also received a letter from representatives of an organization named Adirondack Wild and held a meeting with such representatives on January 16, 2014. This organization expressed the opinion that the sale or development of certain parcels on the Site would violate provisions of New

York State Constitution Article XIV, which governs certain New York State forest lands. This Report does not consider the validity of these contentions, though some stakeholders may wish to note them.

Lastly, in evaluating potential re-uses for the Site, it is important to note that the Site, or portions thereof, were acquired, constructed or renovated with the proceeds of the sale of tax-exempt bonds by the New York State Urban Development Corporation, doing business as ESD. Accordingly, certain federal rules related to tax-exempt financing may apply in the event that the Site is intended to be used for a private purpose. These rules may restrict the use of the proceeds of a sale, and some of the terms of a lease or sale.

VI. EVALUATION OF COMMUNITY INPUT FOR LOCAL DEVELOPMENT

As described in the previous section, in an effort to evaluate community input for local development (as well as evaluate re-use potential), ESD solicited interest through multiple communication channels that included mailings, newspaper advertisements, online property listings and teleconference meetings.

In total, as of a communicated feedback deadline of Friday, December 20, ESD had received 28 email responses to the designated Site email account. Many of these responses pertained to the dedication of land in which the Site is located for use as State parkland at Moreau Lake State Park. Excerpts from emails received are included below:

- “Transfer ownership to Moreau Lake State Park. It would be used by the citizens of New York for recreational and educational purposes, wildlife preservation which would be accessible to a broad spectrum of citizens.”
- “If someone could use the buildings and a few acres for private purposes, I would encourage its sale. However, I strongly believe the rest of the land should be added to Moreau State Park.”
- “The land itself is certainly worth preserving for public use. The Grant cottage and the viewscape from the nearby overlook should continue to be open to all. The area surrounding Moreau State Park is rapidly becoming developed and there is definitely a need to have more wilderness type property available for recreation and as a sanctuary for wildlife.”
- “The buildings could be developed as a resort hotel...or as a health and wellness destination.”
- “As I see it, one type of user could operate an inclusive, small community that would provide high quality and innovative programs for adult care, health care research, diagnostic and referral services, nursing home residences, and hospice care. Recall that the care that Gen. Ulysses S. Grant received at Drexel Cottage was an early form of hospice care. The other type of user could operate historical tourism related recreational and educational services.”
- “The state should support the Friends of Grant Cottage by integrating their ongoing operation of that state historic site into future plans for utilization of the facilities on Mt. McGregor.”
- “The buildings could be developed as a resort hotel or as a health and wellness destination.”

In addition, on Thursday, December 12, the Saratoga-Capital District parks commission voted unanimously to support the dedication of some existing Site land to the nearby Moreau Lake State Park. A copy of this letter is also included in Appendix D.

Finally, in addition to soliciting written input for local development at the Site, ESD also led a teleconference meeting in which ideas, opinions preferences and expressions of interest were solicited from community leaders. Although not all perspectives raised in this meeting reflected consensus opinions, they included the following:

- The State should consider allowing a developer to acquire both the medium-security portion of the Site being decommissioned on July 26, 2014, as well as the former minimum-security portion of the Site.
- Grant Cottage currently receives support with respect to utilities, water and sewer at the facility. If the Site is decommissioned, there is a concern that the support might not be continued.
- A majority of Moreau residents voted in favor of casinos. There might be interest in potential casino development on the site.
- The town in general would be in favor of additional parkland on top of the mountain, including trails connecting to Moreau Lake State Park. Important to work with neighboring communities, but also need jobs in our region. Would also like to see Grant Cottage to continue to operate.

VII. LAND USE ANALYSIS AND RE-USE FINDINGS

The potential re-use options for the Site in “as-is condition” are limited by site conditions, existing building types and uses and the physical condition of the buildings. In addition, there are market constraints which will be briefly addressed by this report, but will be further explored by future actions of the State and ESD.

Site Conditions:

Adjacent Land Uses

Land uses around the Site are primarily forest, residential and agricultural. The nearest commercial retail uses are in the town centers of Saratoga Springs which is ten (10) miles away and Glen Falls which is thirteen (13) miles away. It should be noted that there is one historic house on the Site, Grant’s Cottage that is managed by NYS Department of Parks. A small portion of the southeast corner of the Site is within a 500 foot buffer of a NYS Department of Conservation Wetland.

Based on a review of property tax map lot sizes, tax lots adjacent to the Site exceed eight (8) acres on average. Several of the lots immediately surrounding the Site are State-owned.

While land uses immediately surrounding the Site are primarily single-use, given that the Site was built for a variety of uses (institutional, residential, utility and storage), if a private user were to re-purpose the Site using just existing buildings, it is likely that the user would need to incorporate several uses, as a single-use user would not be able to utilize all of the facilities in an efficient manner (See Table below). In the event a private user intends to demolish the existing buildings or supplement the existing buildings with new buildings, the Site could support a variety of land uses; however it will remain unclear as to which scenario would be most attractive to a private user until proposals and offers are made to re-use the Site.

Transit and Parking

The Site is accessed from Mt. McGregor Road. The closest major roads are US Route 9 and County Road 101, both which are two (2) miles from the Site. Based on a review of the most recent New York State Department of Transportation (DOT) traffic counts from 2006 and 2011, there is additional capacity on the roads adjacent to the Site for automobiles and trucks, should an alternative land use yield more vehicles. The average annual daily traffic for US Route 9 is approximately 3,083 vehicles per day with a peak of 335 vehicles per hour. The average annual daily traffic for County Road 101 is approximately 1,624 vehicles per day with a peak of 224 vehicles per hour.

The Site has parking for roughly 180 cars using existing spaces. Additional parking spaces could be created along some of the roads for additional capacity.

Utilities

Water service is provided to the Site from Lake Bonita. The water from the lake is pumped, then filtered on-site and pumped up into a water tank on-site. When the Site is closed, all of the utilities including the water system will be prepared for non-use. As a result of this, a future user would need to evaluate the condition of the water facilities as well as all utilities that are decommissioned at the time of re-use and determine whether or not they are suitable for the proposed purpose. The Site also has an underground sanitary sewage system that is accessed through manholes. The sewage is collected through underground pipes that connect to the Saratoga County Waste Water Treatment Plant. In addition, several of the buildings have individual septic systems. Power at the Site is serviced by National Grid. The power capacity to the Site is 4,800 volts linked to pad and pole mounted transformers. While the existing capacity is more than adequate for most uses, a private user would need to determine their power requirements in any re-use scenario.

Existing Building Types:

A Site Closure Plan has been provided in the Appendix. Based on a review of this Plan, below is a summary table of the types of uses that are found on developed portions of the Site, the square feet of each use and the percent of square feet.

Figure 5: Summary of Major Land Uses

Use	Buildings	Square Feet (SF)	% of SF
Residential	9	235,968	41%
Institutional	24	249,502	43%
Utility	15	47,406	8%
Storage	21	39,700	7%
Historic	1	1,500	0%
Total	70	574,076	100%

There are five major land uses on the Site – residential, institutional, utility, storage and historic. Residential uses on the Site are the buildings that most recently housed inmates. There are nine (9) residential buildings on the Site totaling 235,968 square feet or 41% of the total built square feet. Institutional uses, which comprise the largest portion of built square feet, total 249,502 square feet or 43% of the total square feet in twenty four (24) buildings. These buildings were used for a variety of support services for the correctional facility such as kitchens, laundry, schools and gyms. The remaining uses, utility and storage occupy a total of 8% and 7% respectively, of the total built square footage. Grant’s Cottage, which is a New York State Historic Site, is located within the Site, totaling approximately 1,500 square feet. Based on a review of the existing buildings, the re-use potential of many of these buildings is limited. First, many of the buildings connect to the steam tunnels that run throughout the Site. If the Site

were broken up for different users, each building would need to have separate heating and hot water systems installed. Second, many of the utility and storage buildings are less than 300 square feet, which greatly limits their re-use. Last, twenty six (26) of the buildings comprising 2% of the total square feet do not have any utility connections. Despite these challenges, the Site, as-is, is well-positioned to be re-used for institutional uses or businesses that require campus-like facilities.

Recommendations:

In summary, the existing buildings on the Site lend themselves to be re-used by another institutional user such as a school, hospital, assisted living facility, senior housing facility, or business that requires a campus-like operation. The reason for this is that most of these operations have a need for multiple uses, which the Site was built for, such as shared dining facilities, residential uses, machine shops and storage. That said; there are no existing restrictions other than local land use ordinances which would prevent another use from being developed on the Site. The roads surrounding the Site have additional road capacity, the water, sewage and electrical service to the Site are ample for most uses and there is unused land on the property where development could be realized. In addition, because Grant's Cottage is a New York State Historic Site, any re-use plan would need to address how the cottage is integrated into the Site.

Based on the feedback from the community as outlined in Section VI, below is a summary table outlining the community's recommendations, the general land use category of each recommendation and the feasibility and primary challenges of each land use type.

Figure 6: Summary of Community Land Use Recommendations

Community Recommendation	Use	Feasibility and Challenges
Repurpose the facility as recreational facility	Recreational/ Commercial	No land use feasibility issues. Primary challenges are existing site utilization and market demand.
Create a tourism and hospitality destination	Commercial	No land use feasibility issues. Primary challenges are existing site utilization and market demand.
Create a health services facility	Institutional	No land use feasibility issues. Primary challenges are public funding and market demand.
Create a casino	Commercial	No land use feasibility issues. Primary challenges are existing site utilization and market demand.

All of the recommendations shown in Figure 6 are feasible, so long as a user can take advantage of the mixed-use nature of the Site. The greatest unknown to re-purposing

this Site is not the uses that the Site can handle; it is the interest from the private market. Given the dearth of institutional and major commercial users immediately surrounding this particular location, it is difficult to ascertain market interest at this time. Because of this, we are recommending that ESD along with the appropriate New York State agencies work with community groups in the area after the facility closes to outline a disposition process that reflects community needs, regional economic development goals and the realities of the private market.

VIII. EVALUATION OF THE SITE AND THE INVESTMENTS REQUIRED TO KEEP THE STRUCTURE IN GOOD REPAIR, OR TO MAKE IT VIABLE FOR RE-USE

Ultimately, the investments required to keep the Site viable for re-use will be dependent on the nature of the future Site re-use. For example, the requisite investment for a future owner who planned to demolish certain buildings would be different from the investment required for a future owner who planned to rehabilitate the same structures.

Notwithstanding the inherent uncertainty with regards to future Site re-uses, a Site closure plan (“the Closure Plan”) that was prepared by DOCCS can be found in Appendix G. In addition to a structure-by-structure description of facilities located on the Site, the Closure Plan outlines a series of actions planned to surplus the buildings in an unheated state, including the process of shutting down systems in such a way that degradation due to inactivity and exposure to cold conditions would be held to a minimum. In most instances, this would focus on sealing the building’s envelope, draining heating and water systems, and eliminating possible environmental issues.

The full summary of the Site’s building systems, utility services and maintenance requirements—as well as how their status may impact future re-uses and any accompanying prerequisite investments—is included in the DOCCS’ Closure Plan, included in the Appendix.

When considering the Site’s future re-use, it is also necessary to consider environmental and historic features. Based on preliminary analysis using the Department of Environmental Conservation (DEC)’s Environmental Application Form Mapper, issues that may impact development may include, but are not limited to, the following:

- Location in a Special Planning District, the Mohawk Valley Heritage Corridor, a New York State Heritage Area;
- Location in Hemlock-Northern Hardwood Forest, a Natural Communities area;
- Surface Water Features that include a lake, several streams and both State and Federal wetlands;
- A Principal Aquifer, a highly productive aquifer presently utilized as sources of water supply by major municipal water supply systems;
- Grant Cottage, a structure listed on the National Register of Historic Places; and
- Archaeological sites of potential significance.

To learn more about these features, individuals are encouraged to visit the Department of Environmental Conservation’s Environmental Application Form Mapper, which can be found at <http://www.dec.ny.gov/eafmapper/>.

IX. CONSULTATION OF STATE AND LOCAL PARTNERS IN PREPARATION OF REPORT

This Report was prepared in consultation with a wide range of elected, appointed, state employee, and volunteer stakeholders. These consultations included various meetings, newspaper advertisements, direct e-mail solicitations, online listings, and the availability of draft Report content, among other methods. In addition to performing such outreach, this Report builds on the example of prior reports by documenting the outreach undertaken.

ESD solicited input from numerous individuals and agencies in the preparation of this Report. Individuals who were directly notified and solicited for input belonged to a range of organizations, including:

- Adirondack Mechanical Services, LLC
- Adirondack Wild
- Aeon Nexus Corporation
- Albany Medical Center
- Center for Economic Growth
- City of Saratoga Springs
- The Community Foundation for the Greater Capital Region
- Document Strategies, Inc.
- Espey Mfg. & Electronics Corp.
- Galesi Group
- GE Wind Energy
- Greater Capital Region Building & Construction Trades Council
- Hudson Valley AgriBusiness Development Corporation
- Irving Tissue
- LDP Consulting
- New York State Assembly – District 113
- New York State Department of Civil Service
- New York State Department of Corrections and Community Supervision (DOCCS)
- New York State Department of Criminal Justice Services
- New York State Department of Economic Development (d/b/a Empire State Development)
- New York State Governor’s Office of Employee Relations
- New York State Office of Child and Family Services
- New York State Office of General Services (OGS)
- New York State Office of Parks, Recreation and Historic Preservation
- New York State Senate – District 43
- New York State Troopers
- Peckham Industries
- Realty USA

- Rensselaer County Regional Chamber of Commerce
- Saratoga County Board of Supervisors
- Saratoga County Chamber of Commerce
- Saratoga County Industrial Development Authority
- Saratoga Economic Development Corporation
- Schenectady County Community College
- Southern Saratoga Chamber of Commerce
- Town of Corinth
- Town of Moreau
- Town of Wilton
- University at Albany
- Warren County Board of Supervisors
- Warren County Economic Development Corporation
- Warren/Washington Industrial Development Authority
- Washington County LDC
- Washington County Board of Supervisors

X. CONCLUSION AND NEXT STEPS

Notice of the availability of these facilities for reutilization will be given to OGS, which will coordinate with ESD to follow the procedures set forth in the Public Lands Law for providing public notice of the availability of these properties for disposition. The short-range plan for adaptive re-use is, therefore, to care for and to maintain the Site's buildings until such time as OGS and ESD and the community identify opportunities for re-use. These steps are outlined further in the Appendix, which includes the Site Closure Plan.

In the near future, DOCCS will finalize the closure of the facilities, including the relocation of inmates and DOCCS employees as appropriate. DOCCS will then formally transmit to OGS a certificate of abandonment of land and structures that constitute the Site. In addition, in the interest of public safety, DOCCS will notify the Division of State Police, as well as local police and fire agencies that the Site is vacated. DOCCS and ESD will continue to work with OGS and respond to parties who want to tour these Sites or who otherwise express interest.

As outlined in Section III, Notification and Support to Employees Impacted by Site Closures, appropriate measures are being taken to minimize the impact of these closures on the state work force and local economies. The various agencies within state government having jurisdiction will take measures to preserve the facilities, once they are closed, and to ascertain appropriate re-uses by following the disposition procedure for surplus state property.

As an early step in the process of successfully transitioning the Site to a productive future economic re-use, this report is intended to help initiate productive discussions and adaptive re-use planning. ESD, DOCCS, and other State agencies view this Report as only one of the first steps in the State's work to help the local community identify and secure new site uses, which will continue up to and beyond the Site's July 26, 2014 planned closure date.

To the best of ESD's knowledge, the information provided in this Report is accurate. However, in order to produce a report that reflected a broad base of stakeholder input, on a number of occasions, ESD has relied on information submitted by third parties. All interested stakeholders and potential site developers should undertake appropriate investigation and perform due professional diligence prior to site disposition.

In the meantime, although this formal Report has been published, individuals may continue to send feedback throughout the disposition process to: MtMcGregorCF@esd.ny.gov.

APPENDIX A: LIST OF SITE MEETINGS HELD

The following represent formal meetings held with community and local officials to solicit input and interest in the future local development of the four closing correctional facilities:

- Chateaugay Correctional Facility: Wednesday, December 4, 2013
- Mount McGregor Correctional Facility: Friday, December 13, 2013
- Butler Correctional Facility: Tuesday, December 17, 2013
- Monterey Shock Incarceration Correctional Facility: Tuesday, December 17, 2013

APPENDIX B: LIST OF NEWSPAPER ADVERTISEMENTS PLACED

ESD placed a series of advertisements in local newspapers with circulation in or near the community in which the to-be-closed correctional facility was located. These advertisements were typically placed as classified legal notices or announcements for approximately one week in the period between December 13 and December 20.

A list of newspapers in which such advertisements were placed is as follows:

- Butler Correctional Facility:
 - Times of Wayne County
 - Finger Lakes Times
 - Rochester Democrat & Chronicle
- Chateaugay Correctional Facility:
 - Malone Telegram
- Mount McGregor Correctional Facility:
 - The Post Star
 - The Saratogian
 - The Times Union
 - The Daily Gazette
- Monterey Shock Incarceration Correctional Facility:
 - The Corning Leader
 - Elmira Star-Gazette

APPENDIX C: SITE PROPERTY LISTING

The below is an example of the appearance of the Site property listing:



New York State Surplus Properties

Business and Development Opportunities



- Home
- Available Properties
- Property Locator Map
- Requests for Proposals
- Seeking Input & Interest



MT. MCGREGOR CORRECTIONAL FACILITY

SEEKING PUBLIC INPUT AND INTEREST BY DECEMBER 20, 2013

1000 Mt. McGregor Road
Wilton, New York 12831-5071
Saratoga County

The State of New York is seeking public input and interest in the future local development of Mt. McGregor Correctional Facility, located at 1000 Mt. McGregor Road, Wilton, NY 12831-5071. This site, which includes approximately 1,187 acres of land and 64 buildings of more than 575,164 square feet, is permanently closing on July 26, 2014.

If you are interested in acquiring this site or have opinions on the site's future reuse, please send an e-mail to Empire State Development at MtMcGregorCF@esd.ny.gov.



Contact:

Director of Real Estate Development
Empire State Development
MtMcGregorCF@esd.ny.gov

APPENDIX D: LETTER AND PROPOSED LAND TRANSFER AREA FOR OFFICE OF PARKS, RECREATION AND HISTORIC PRESERVATION



New York State Office of Parks
Recreation and Historic Preservation

Saratoga/Capital District - 19 Roosevelt Drive, Saratoga Springs, New York 12866
518-584-2000 Fax: 518-584-5694
www.nysparks.com

Andrew M. Cuomo
Governor

Rose Harvey
Commissioner

Alane Ball Chinian
Regional Director

Saratoga-Capital District
Regional Commission
Heather Mabee, Chair
Karen Bilowith
Barbara L. Glaser
David Golub
Thomas Maggs
Jack McEneny
Eleanor Mullaney
Mark Ryan

December 19, 2013

Arnie Will
Acting Regional Director
Empire State Development
Capital Region Office
Hedley Park Place
433 River Street, Suite 1003
Troy, NY 12180

Dear Mr. Will,

Thank you for soliciting input into the potential reuses of the Mt. McGregor Correctional Facility. The Saratoga-Capital Regional State Park Commission seeks to support any viable redevelopment of the prison complex while preserving significant land acreage for addition to Moreau Lake State Park and preserving structures and the view shed for Grant Cottage State Historic Site. The closure of Mount McGregor presents significant opportunities, not only to repurpose the prison, but to support economic development by growing heritage and adventure tourism in Saratoga County.

The Mount McGregor Prison complex occupies 1,187 acres of the Palmertown Ridge contiguous to Moreau Lake State Park. Much of the undeveloped land, already in state ownership, should be transferred to Moreau Lake State Park as a way to expand this popular park at no cost to taxpayers. Future development of the prison property should be limited to the redevelopment of existing infrastructure and buildings. The attached map shows the parcels that should be transferred to OPRHP to ensure continued operations of Grant Cottage and further preservation to advance Moreau Lake State Park.

Saratoga County is the fastest growing county in the State of New York. The economic potential of the region has been sustained by outstanding access to outdoor adventure and spectacular quality-of-life amenities that contribute to the area's attractiveness for major employers. Moreau Lake State Park is a popular destination for hiking, swimming, kayaking, fishing, athletic events, camping, hunting, wildlife viewing, snowmobiling, cross-country skiing, snowshoeing, geocaching, and more, attracting over 400,000 people each year. In the last ten years, state revenue generated from these activities at Moreau Lake State Park has doubled to over \$600,000 annually.

Recognizing the economic value of the park system, Governor Andrew Cuomo has invested over \$180 million in New York Works funding in the last 2 years to upgrade and expand park facilities. New York Works projects slated for 14/15 include a new cabin colony to help meet the extraordinary demand for additional camping facilities and generate further state revenue.

Preservation of the Palmertown Ridge, the southern Adirondack mountain range shared by the park and the prison, has been a key counterpoint to the expansion of the recreational facilities at the park. An historic public-private partnership with Brookfield Renewable Power in 1998 added over 3,000 acres to the extraordinary wild lands accessible to the public through the park. Recently, OPRHP has directed EPF funding to further expand the park with land acquisitions to consolidate state holdings on the ridge and offer expanded opportunities for hiking, hunting, and unparalleled access to natural areas and views.

The value of preservation of the Palmertown Ridge has been recognized in The New York State Open Space Plan and the Saratoga County Green Infrastructure Plan. Both plans highlight the high quality of the unbroken forest cover on the Ridge, the potential to advance a north-south trail corridor through the County, and the need to balance high density growth in Saratoga Springs, Malta and Wilton with preservation of land to keep the region beautiful, healthy, and alluring to outdoor enthusiasts. The development of the Palmertown Range Trail is especially critical to the future of the property.

With regard to Grant Cottage State Historic Site, there are a number of security and infrastructure issues that will need to be coordinated as we near the July 2014 closing date. Security operations must be continued following the closure of the prison until redevelopment. Once vacant, the prison will be a draw for vandalism due to the high value of materials in the structures. Grant Cottage is a wooden building vulnerable to break-ins and fires, isolated on the mountain top from emergency services. It is imperative that ongoing security is provided in the transition.

To assist the transition, we have directed the State Park's regional staff to design and commence site utility projects to provide for the continuous operation of the historic site following the July closure. Plans are underway to provide water and electricity to the site without remaining dependent upon prison infrastructure.

Thank you for your consideration of these comments on behalf of the Saratoga-Capital District Regional State Park Commission.

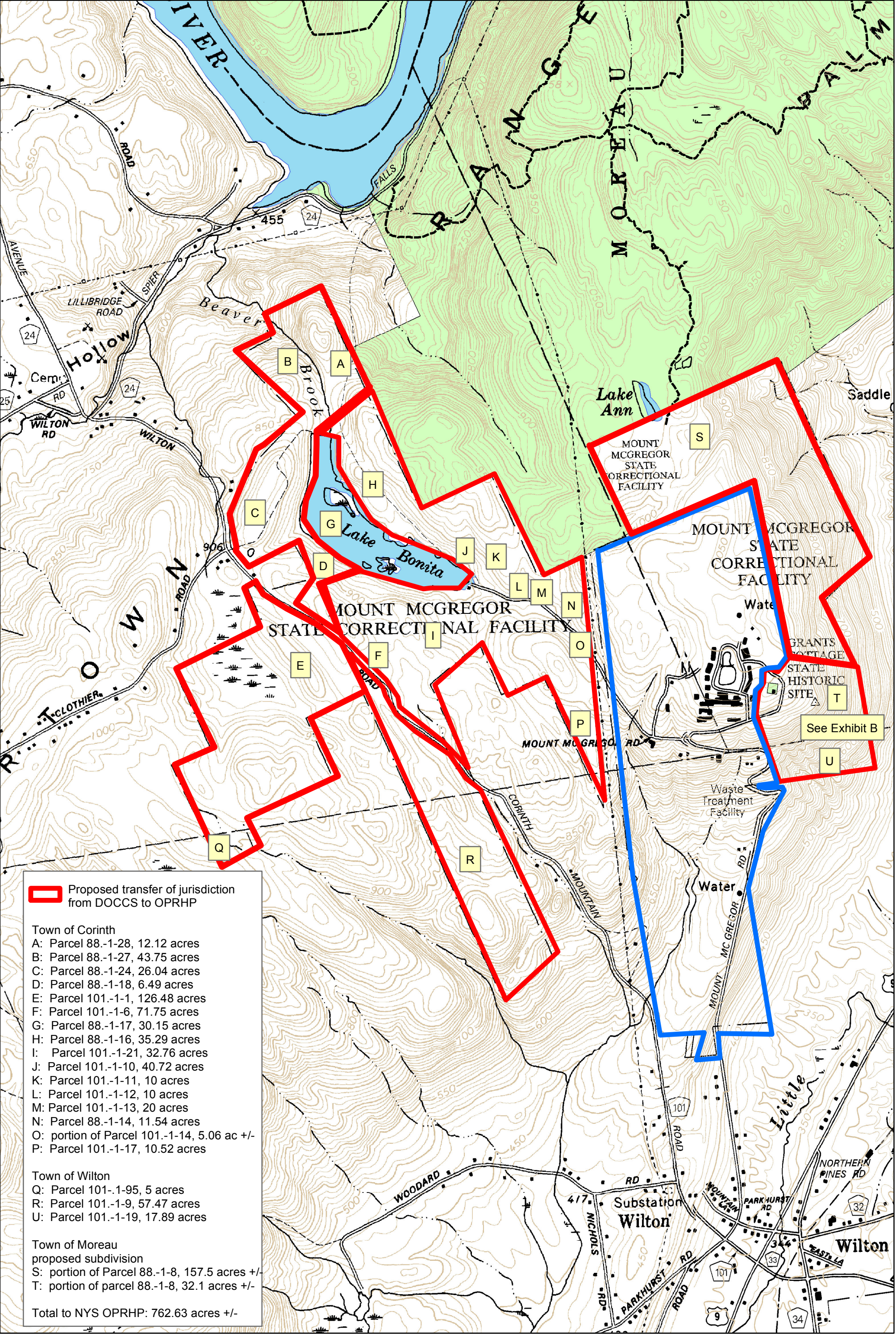
Sincerely,




HEATHER MABEE

Chair

Encl



 Proposed transfer of jurisdiction from DOCCS to OPRHP

Town of Corinth

A: Parcel 88.-1-28, 12.12 acres

B: Parcel 88.-1-27, 43.75 acres

C: Parcel 88.-1-24, 26.04 acres

D: Parcel 88.-1-18, 6.49 acres

E: Parcel 101.-1-1, 126.48 acres

F: Parcel 101.-1-6, 71.75 acres

G: Parcel 88.-1-17, 30.15 acres

H: Parcel 88.-1-16, 35.29 acres

I: Parcel 101.-1-21, 32.76 acres

J: Parcel 101.-1-10, 40.72 acres

K: Parcel 101.-1-11, 10 acres

L: Parcel 101.-1-12, 10 acres

M: Parcel 101.-1-13, 20 acres

N: Parcel 88.-1-14, 11.54 acres

O: portion of Parcel 101.-1-14, 5.06 ac +/-

P: Parcel 101.-1-17, 10.52 acres

Town of Wilton

Q: Parcel 101.-1-95, 5 acres

R: Parcel 101.-1-9, 57.47 acres

U: Parcel 101.-1-19, 17.89 acres

Town of Moreau
proposed subdivision

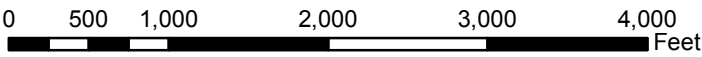
S: portion of Parcel 88.-1-8, 157.5 acres +/-

T: portion of parcel 88.-1-8, 32.1 acres +/-

Total to NYS OPRHP: 762.63 acres +/-

Moreau Lake State Park

Suggested Transfer of Jurisdiction from Mt. McGregor Closure - Exhibit A





JOSEPH A. D'AMICO
SUPERINTENDENT

**NEW YORK STATE POLICE
BUILDING 22
1220 WASHINGTON AVE.
ALBANY, N. Y. 12226-2252**

December 18, 2013

Mr. Arnie Will
Acting Regional Director
Empire State Development
Hedley Park Place
433 River Street, Suite 1003
Troy, NY 12180

Re: Mt. McGregor Correctional Facility
Wilton, NY

Dear Mr. Will:

Thank you for your correspondence of December 4, 2013 to Major Steven James regarding the decommissioning of Mt. McGregor Correctional Facility in Wilton, NY.

I am writing to advise you the Division of State Police does have potential interest in acquiring the firearms range property, as well as associated firearms training building. We expect to make a determination in early 2014 after we complete our evaluation.

Thank you for reaching out to our Agency on this matter and please let me know if you have questions or require any additional information at this time. I may be reached at the letterhead address above, or at 518-457-6621.

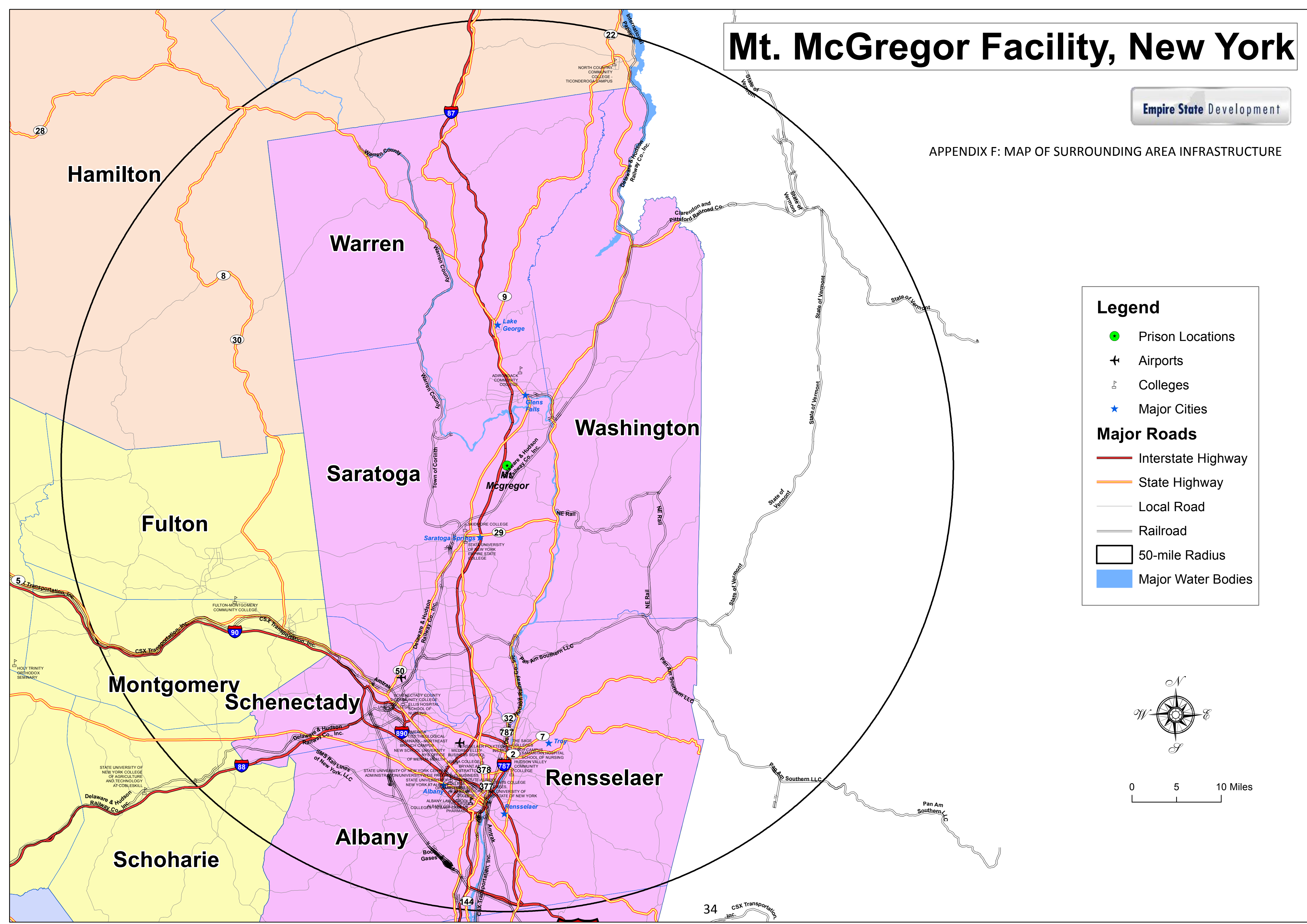
Sincerely,

Lt. Colonel Terence P. O'Mara
Assistant Deputy Superintendent
Administration

Mt. McGregor Facility, New York

Empire State Development







APPENDIX F: MAP OF SURROUNDING AREA INFRASTRUCTURE




Legend

- Prison Locations
- Airports
- Colleges
- Major Cities

Major Roads

-  Interstate Highway
 State Highway
 Local Road
 Railroad
 50-mile Radius
 Major Water Bodies



0 5 10 Miles



STATE OF NEW YORK

**DEPARTMENT OF CORRECTIONS
AND COMMUNITY SUPERVISION**

THE HARRIMAN STATE CAMPUS – BUILDING 2

1220 WASHINGTON AVENUE

ALBANY, N.Y. 12226-2050

ANTHONY J. ANNUCCI
ACTING COMMISSIONER

DANIEL F. MARTUSCELLO III
DEPUTY COMMISSIONER
ADMINISTRATIVE SERVICES

Mt. McGregor Correctional Facility



Facility Closure Plan

**Utility Services
Building Systems
Maintenance Requirements**

**Prepared By:
Facilities Planning & Development
Technical Services Group
Final Draft - September 20, 2013**

Section 1.0 – Narrative

Mt. McGregor CF opened in October 1976 as a minimum security camp. The facility accepted its first medium security inmates in the fall of 1981. The facility housed both medium and minimum security inmates.

The property was originally purchased by the State in 1945 as a rest camp for World War II veterans. The veterans' camp was closed by the state in the 1950's and the property became an annex to the Rome State School for the Retarded. The property was maintained in that capacity under the name of the Wilton Developmental Center. In November 1975 residents of the center were moved from Mt. McGregor to the new Wilton Developmental Center, which was located about two miles from the mountain.

The original buildings of the facility were built around the 1920's by the Metropolitan Insurance Company as a tuberculosis center to care for its employees. Today the facility consists of 64 buildings.

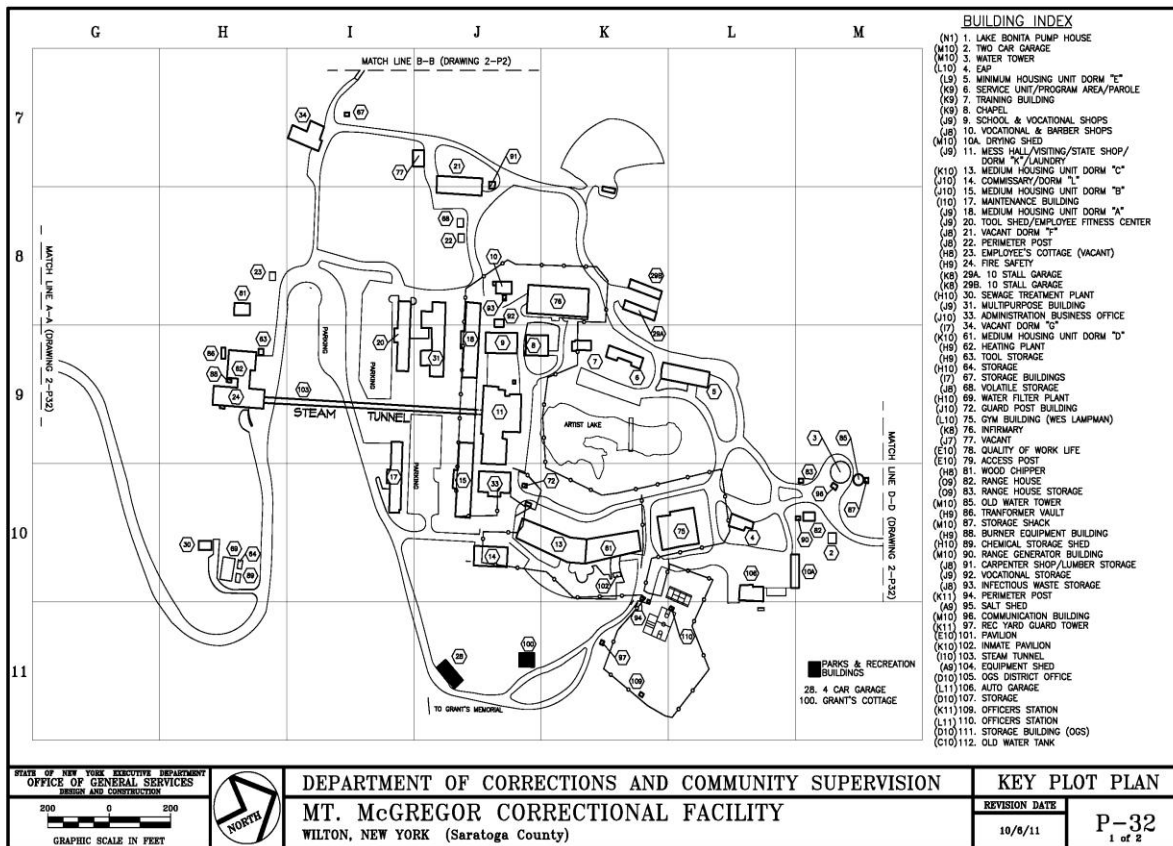
Medium security inmates are housed within a perimeter security comprised of one row of fencing topped with coiled blades of razor ribbon. Minimum security inmates are housed in buildings outside of the perimeter security. Within the secured perimeter there are approximately 86 acres of land. There are another 1,101 acres of land outside of the secured perimeter.

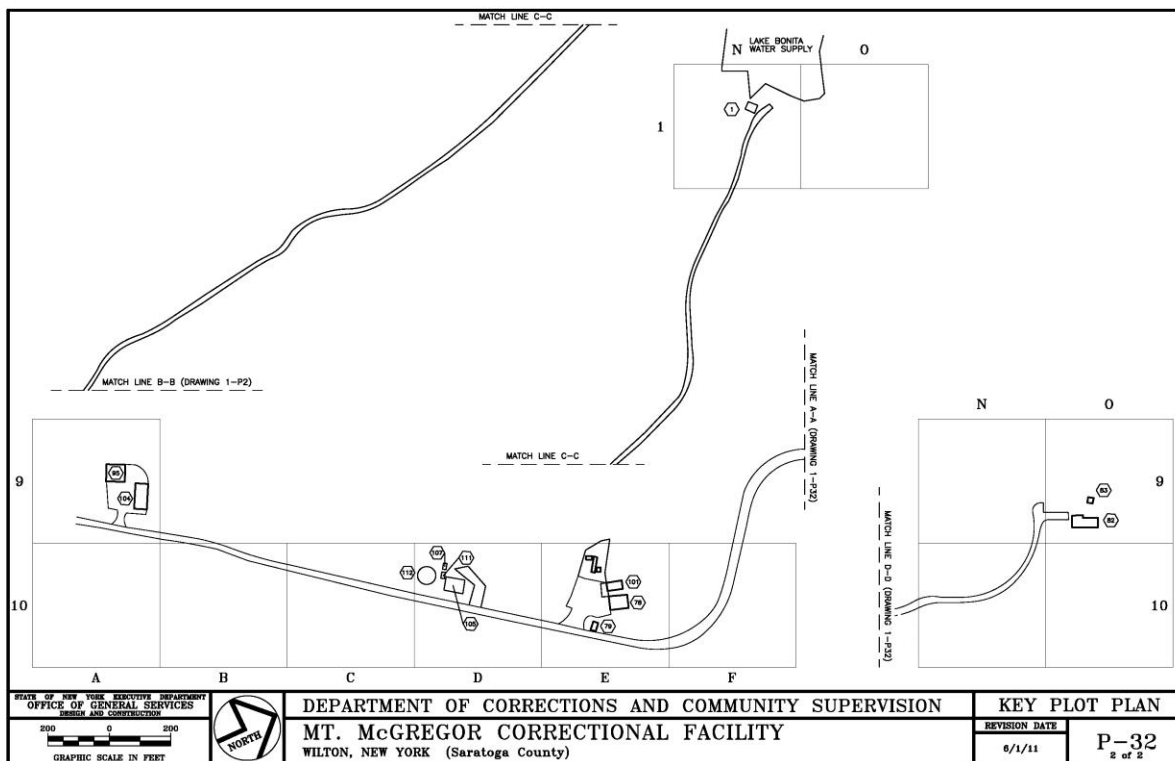
As part of Governor Cuomo's overall plans for the Department of Correctional Services and Community Supervision (DOCCS), the Mt. McGregor is being closed to reduce costs and consolidate prison inmates at other correctional facilities around the state.

The premise of this closure plan is to surplus the buildings in an **unheated** state. The plan will address shutting down systems in such a way that degradation due to inactivity and exposure to cold conditions would be held to a minimum. In most instances this would focus on sealing the building's envelope, draining heating and water systems, and eliminating possible "environmental issues".

Section 2.0 - Existing Buildings

Facility Plot Plan:





Buildings Scheduled to Close

<p>Building # 001: Lake Bonita Pump House Building #002 Two Car Garage Building #003: Water Tower Building #004: Career Apparel Building #005: Minimum Housing E dorm Building #006: Service Unit / Program. Building #007: Training Bldg. Building #008: Chapel Building #009: Shop & Vocational Building #010: Vocational and Barber Shop Building #010A:Drying Shed Building #011: Mess Hall / Visit /St Shop/Dorm Building #013: Medium Hosing Dorm B Building #014: Commissary / Dorm L Building #015: Medium Housing Dorm B Building #017: Maintenance Bldg. Building #018: Medium Housing Dorm A Building #020: Tool Shed / Employee Fitness Building #021: Vacant Housing Dorm F Building #022: Perimeter Post Building #023: Employee Cottage (Vacant) Building #024: Fire and Safety Building #028: 4 Stall garage (Parks and Rec) Building #029A: 10 Stall Garage Building #029B: 10 Stall Garage Building #030: Sewage Treatment Plant Building #031: Multi Purpose Bldg. Building #033: Administration Business Office Building #034: Vacant Housing Dorm G Building #061: Medium Housing Dorm D Building #062: Heating Plant Building #063: Tool Storage Building #064: Storage Building #067: Storage Building #068: Volatile storage</p>	<p>Building #069: Water Filter Plant Building #072: Guard Post Building #075: Gym bldg. Building #076: Infirmary Building #077: Vacant Building #078: QWL Building #079: Access Post Building #081: Wood Chipper Building #082: Range House Building #083: Range House Storage Building #085: Old Water Tower Building #086: Transformer Vault Building #087: Storage Shack Building #088: Burner Equipment Building #089: Chemical Storage Building #090: Range Generator Building Building #091: Carpenter Shop / Lumber Storage Building #092: Vocational Storage Building #093: Infectious Waste Storage Building #094: Perimeter Post Building #095: Salt Storage Building #096: Communications Building Building #097: Rec Yard Guard Tower Building #100: Grant's Cottage (Parks and Rec.) Building #101: Pavilion Building #102: Inmate Pavilion Building #103: Steam Tunnel Building #104: Equipment Shed Building #105: OGS District Office Building #106: Auto Garage Building #107: Storage Building #109: Officers Station Building #110: Officers Station Building #111: Storage Bldg. OGS Building #112: Old Water Tank Mt. McGregor Rd.</p>
--	---

Section 3.0 – Site Utility Services and Systems

Site utility services and systems include all electrical, mechanical and infrastructure systems located outside of the buildings which are the subject of the closure plan. These include underground water distribution piping, sanitary sewer collection system, storm water collection system, street lighting, and buildings and grounds.

Section 3.1 – Water Distribution System

The Facility receives its potable water from a surface water source known as Lake Bonita. The raw water is pumped from Lake Bonita to an on site water filtration plant (building #069). The raw water is filtered and then pumped into the distribution system and to a 1.3 million gallon water storage tank (building #003).

Section 3.1.1 – Decommissioning Goal

Decommission the Lake Bonita Pump Station (building #001), Water Filtration Plant (building #069), Water Storage Tank (building #003), and facility distribution piping.

Section 3.1.2 – Decommissioning Actions

The water mains on the site will become inactive. The water service to each building should be isolated from the site piping by disconnecting the pipe as it enters each building just past the first valve connection. The water needs to be removed from the supply lines at least to a level below the frost line. This will allow the draining of the system to prevent freezing. Draining should be accomplished by opening all fixtures and utilizing compressed air to aid in water removal, if necessary. Two buildings (the Gift Shop / Welcome Center and Grants Cottage) that belong to NYS Parks and Recreation receive water from the facility distribution system out of L-Dorm. Other arrangements will need to be made to provide potable water to these buildings.

Section 3.1.3 – Maintenance

No maintenance is necessary until the system is put back in use at which time flushing and disinfection would have to occur.

Section 3.2 – Sanitary Sewer System

The Facility is served by underground sanitary sewer piping and manholes located throughout the compound. The facility sewage is metered and then discharged to the Saratoga County Waste Water Treatment Plant for treatment. Additionally, some buildings as noted in Section 5 of this closure plan have individual septic systems.

Section 3.2.1 – Decommissioning Goal

The site sanitary sewer collection system will become inactive. All potential health hazards associated with the system will be addressed. Decommissioning will involve flushing the collection system piping and manholes for removal of all grit and solids from the system.

Section 3.2.2 – Decommissioning Actions

All of the sanitary collection system must be cleaned. Manholes will be cleaned and all manhole covers secured. Grease will be removed from any grease traps and disposed of in accordance with appropriate environmental regulations.

Section 3.2.3 – Maintenance

The sanitary sewer system must be inspected and maintained in order to prevent early deterioration of the asset as well as possible environmental concerns. The system should be inspected semi-annually for infiltration or inflow from extraneous flows. Manhole covers should be removed at key major junction points of the main sanitary lines running through the facility. Any observed significant flows of water in the system should be identified and the source located and eliminated.

Section 3.3 – Storm Water System

The Facility is served by underground storm sewer piping, manholes and catch basins located throughout the compound.

Section 3.3.1 – Decommissioning Goal

The site storm water system will remain active in order to provide drainage of the site and roadways due to rain and snow.

Section 3.3.2 – Decommissioning Actions

The underground storm water system will remain active. All catch basins and manholes will be secured.

Section 3.3.3 – Maintenance

The Facility does not fall under the regulatory requirements of the DEC Municipal Separate Storm Sewer System (MS4) for storm water management. However, storm water manholes and catch basins should be visually inspected semiannually to ensure that they are not clogged or otherwise in disrepair. If these structures are filled with sediment, debris, or have any structural defect affecting their function, they should be cleaned and repaired as necessary.

Section 3.4 – Exterior Building, Street and Walkway Lighting

The exterior building, street, and walkway lighting will be deactivated with the shutdown of power to the site. Outside lighting consists of exterior building mounted lighting, free standing pole lighting, and lighting attached to overhead power poles.

Section 3.4.1 – Decommissioning Goal

The exterior building, street, and walkway lighting will be deactivated.

Section 3.4.2 – Decommissioning Actions

The exterior building, street, and walkway lighting systems will be disabled. Exterior building lighting will be shut off as individual buildings are decommissioned. High pressure sodium, mercury vapor, and any external metal halide bulbs will be removed and disposed of as universal waste.

Section 3.4.3 – Maintenance

No further maintenance on this system is required unless it is reactivated.

Section 3.5 – Lawns and Grounds

The facility grounds consist of approximately 1187 acres of lawn, wooded areas, open fields, Lake Bonita and roadways.

Section 3.5.1 – Decommissioning Goal

The facility grounds shall no longer be maintained by DOCCS.

Section 3.5.2 – Decommissioning Actions

All power equipment, gasoline and oil and hand equipment should be removed from the site.

Section 3.5.3 – Maintenance

Upon decommissioning, the lawns, grounds, roadways and parking lots will no longer be maintained.

Section 3.6 – Electrical Distribution

Electrical service for the Facility is supplied by National Grid. Power is received from the utility at 4800 Volts 3 phase and is distributed to pad and pole mounted transformers around the site through a combination of underground and overhead lines. The voltage of each building is 120/208 V.

The main facility disconnect is located near a utility pole behind building #062 (Heating Plant). A 750 KW back up emergency generator and switchgear is located in building #062 (Heating Plant). Power is then distributed to the facility by both overhead and underground from the metal enclosed switchgear (building #86) behind building #62 (Heating Plant).

The main electrical service to the facility also provides power to the Gift Shop / Welcome Center and Grants Cottage, and a radio tower for Saratoga County Emergency Management Services. The electric meter for the powerhouse is located in building #062 (Heating Plant).

Section 3.6.1 – Decommissioning Goal

The primary electrical service and the emergency generator system serving the Mt. McGregor Correctional Facility buildings will be decommissioned.

Section 3.6.2 – Decommissioning Actions

The system will be powered down in phases. The backup emergency generator will be prepared for long term inactivity by qualified personnel. As buildings without central fire alarms are decommissioned, they can be powered down at the appropriate building disconnect. Power to buildings with central fire alarm systems must all be powered down at the same time. A new overhead electrical service to the Gift Shop / Welcome Center, Grants Cottage and Saratoga County Emergency Management Services will need to be provided, along with one new electric meter.

Section 3.6.3 – Maintenance

On a monthly schedule, all overhead lines, insulators, and poles should be checked to assure the lines are still intact and in good condition. The facility generator should be visually inspected on a monthly schedule to insure its condition hasn't changed. Facility transformers should be checked for signs of oil leakage.

Section 4.0 – Generalized Building Closure Actions

Individual building decommissioning plans are presented in Section 5.0. In most cases, a generalized approach can be taken due to the commonality of systems serving each building. These generalized actions include:

Section 4.1 – Heating Systems

Section 4.1.1 – Decommissioning Goal

Maintain the buildings in good condition to allow for reuse and to maintain the asset in an acceptable state. Take appropriate action to protect heating systems in an unheated condition for future reuse.

Section 4.1.2 – Decommissioning Actions

Heating systems in all buildings are to be turned off. For buildings that utilize hot water systems, these systems should be drained or if not practical, non-toxic antifreeze should be added to protect the systems down to minus 50 degree burst temperature. Compressed air should be used to remove the majority of the water in the lines. The boilers will be drained, cleaned, and prepared for long term lay up. The Department of Labor should be notified that the boilers are being taken out of service.

Section 4.1.3 – Maintenance

The condition of the buildings and systems should be inspected on a semi-annual basis to assure buildings are weather tight and no visible damage to heat systems has occurred. Repairs to the building envelope should be completed as well as corrections of any situations that might result in heat system damage such as accumulations of water in piping and equipment.

Section 4.2 – Potable Water Systems

Section 4.2.1 – Decommissioning Goal

The goal of decommissioning is to protect the existing water piping, fixtures, and equipment within the buildings for future use.

Section 4.2.2 – Decommissioning Actions

Water systems will be placed in an inactive state once all other utilities have been disconnected, combustible storage has been removed, and fire protection is no longer necessary. The actions necessary to perform decommissioning of building water systems is presented in the individual building decommissioning plans presented in Section 5.0

Section 4.2.3 – Maintenance

The system should be checked on a semi-annual basis to assure goals of decommissioning are maintained. Water supplies to buildings should be checked to assure no flow from the site water system and no accumulation of water or damage to piping has occurred. If such conditions are found, evaluate and take action to eliminate any further damage.

Section 4.3 – Sanitary Sewer Systems

Section 4.3.1 – Decommissioning Goal

The goal of the decommissioning process related to the building sanitary sewer systems is to ensure that the systems can be reused in the future.

Section 4.3.2 – Decommissioning Actions

Wastewater systems (including floor drains) must be free of water as all buildings will be unheated. Traps are to be removed and drained wherever possible. Fixtures with internal traps such as toilets and floor drains must have non toxic antifreeze added to prevent freezing and prevent the escape of gases into the building.

Section 4.3.3 – Maintenance

Review of the condition of the building sanitary sewer systems should be performed on a semi annual basis by qualified maintenance personnel and any repairs made as needed. Fixture traps are to be replenished with antifreeze as needed to maintain gas seals.

Section 4.4 – Emergency Life and Safety Systems

Section 4.4.1 – Decommissioning Goal

Emergency Life and Safety Systems include the fire alarm, emergency lighting, exit lights, and kitchen hood system. These systems will remain active and functional in all buildings until all services to a building are turned off, the building has no occupancy, and no combustible storage is in the building.

Section 4.4.2 – Decommissioning Actions

Specific procedures for decommissioning are included in individual building closure plans. Once all life safety systems are decommissioned, the building must have signage indicating that "This Building's utility service has been disconnected and Fire Prevention systems disabled."

Section 4.4.3 – Maintenance

A periodic inspection to ensure nothing has changed, the signs are still in place, and that all systems are off.

Section 4.5 – Lighting

Section 4.5.1 – Decommissioning Goal

Building lights are to be turned off. Batteries in any exit lighting and emergency lighting are to be removed to prevent possible damage to fixtures and eliminate potential environmental concerns.

Section 4.5.2 – Decommissioning Actions

Shut off lights.

Section 4.5.3 – Maintenance

No specific maintenance of the lighting system is necessary other than housekeeping activities in the case of broken bulbs noted during building inspections.

Section 4.6 – Refrigeration Systems

Section 4.6.1 – Decommissioning Goal

Air conditioning and refrigeration systems at the facility are comprised of kitchen refrigeration, domestic type refrigeration, and window AC units. The goal is to maintain equipment in the best possible condition and eliminate any situation that may result in potential environmental harm.

Section 4.6.2 – Decommissioning Action

Portable refrigeration units will be removed from the facility for reuse at other facilities or for appropriate disposal. Fixed refrigeration systems such as coolers and freezers will be evacuated by a certified refrigeration mechanic and the refrigerants reclaimed, and removed from the site. The systems will be filled with nitrogen for long term storage. The facility's refrigerant program will be amended to reflect any changes and will then be filed for future reference. Coolers and freezers should be thoroughly cleaned and doors left open to provide air movement. All locking hardware and latches shall be removed.

Section 4.6.3 – Maintenance

On an annual basis, equipment should be inspected for any signs of oil leaks and corrective action taken as needed.

Section 4.7 – Miscellaneous

Section 4.7.1 – Decommissioning Goal

The goal of the decommissioning actions is to maintain the buildings in good condition and maintain compliance with environmental regulations.

Section 4.7.2 – Decommissioning Actions

Section 4.7.2.1 - Daily fire and safety inspections

Daily fire and safety inspections are not necessary but weekly and monthly inspections should be conducted until buildings are fully decommissioned.

Section 4.7.2.2 - Regulatory Environmental Requirements

Section 4.7.2.2.1 - Petroleum Bulk Storage

The facility has 12 petroleum bulk storage tanks (all aboveground) that are registered with the Department of Environmental Conservation (PBS ID 5-022683).

DOCCS has two options that can be pursued with respect to the onsite tanks. The tanks can be temporarily closed. This procedure must be initiated within 30 days of discontinuation of use. If the tanks remain temporarily closed, the tanks remain subject to all DEC regulations. Monitoring of the tanks need to be continued with documented monthly visual inspections. If this is the method selected, all product must be removed from the tanks to reduce the possibility of a future spill.

The second option is to temporarily close the tanks and then proceed with permanent closing. This procedure relinquishes the necessity of any further monitoring at the site. This is the recommended course of action for long term surplus of the property. The temporary or permanent closing of the tanks will be accomplished through the in place OGS Petroleum Tank Contract.

Section 4.7.2.2.2 - Wastewater

The Facility discharges its sanitary sewage to the Saratoga County Publically Owned Treatment Works (POTW) for treatment. Coordination with the POTW should commence to ensure that any associated permitting is terminated with the closure of the facility.

Section 4.7.2.2.3 - Environmental Site Assessment

A Phase 1 Environmental Site Assessment will be conducted at the facility in order to ascertain if there are any environmental conditions warrant further investigation. This assessment will review the history of the facility and perform an inspection of the property.

If the above assessment results in conditions that need further investigation, then a Phase 2 environmental site assessment will need to be conducted. Both of these assessments would be coordinated through the DOCCS environmental consultant.

Section 4.7.2.2.4 - Air Permitting

The facility operates under a DEC Air State Facility Permit (Registration ID 5-4156-00003/00007). Facility heating needs are met with three (3) #6 fuel fired boilers. The facility operates one 750 kW (1330HP) emergency generator. These emission sources are registered with the DEC and certain regulatory requirements are mandated. The facility operates 7 exempt and trivial activity sources of emissions including small combustion sources, storage tanks, exempt generators and maintenance. It is recommended that once the facility is closed the permit be formally terminated with DEC.

Air compliance recordkeeping may be required depending on operational procedures in the Facility's closed condition. Consult the facility's Operations and Procedures Manual (OPM) for details on the facility's air permitting requirements and associated recordkeeping.

Section 4.7.2.2.5 – Hazardous Waste

Any hazardous waste encountered during closure procedures shall be handled in accordance with DOCCS Directive 4055 and all Local, State, and Federal regulations.

Section 4.7.2.2.6 – Chemical Bulk Storage

The facility does not maintain systems subject to regulation under the NYSDEC Chemical Bulk Storage Program.

Section 4.7.2.2.7 – Reservoir Dam

The facility maintains a NYSDEC registered dam which impounds Lake Bonita. This dam is classified as a low hazard dam ("A" Class) dam. This dam will require monthly visual inspections as detailed under the facility's Dam Inspection and Maintenance Plan (I&MP). These inspections must be performed by DOCCS as long as they maintain the property ownership.

Section 4.7.2.2.8 – Firing Range

The Mt. McGregor Correctional Facility operated an arms firing range. Based on determinations from upcoming Phase I and Phase II site assessments, DOCCS will need to determine how to advance on potential remediation activities as part of the overall closure activities.

Section 4.7.2.3 – Furniture and Equipment

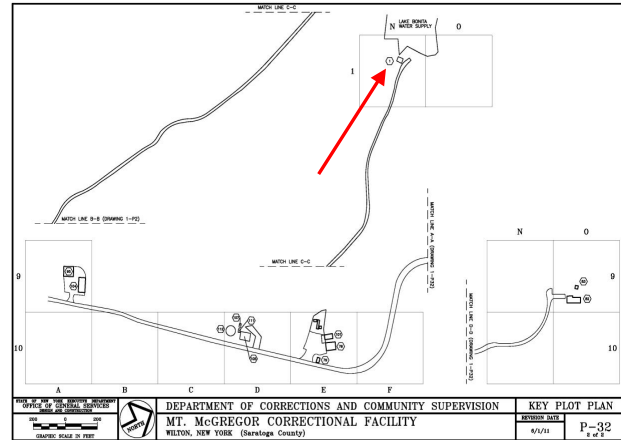
All furniture and non-fixed equipment and selected fixed equipment shall be removed from the buildings. This will be accomplished by DOCCS Support Operations.

Section 4.7.2.4- Phone/Data

The decommissioning of phone and data systems will be coordinated by MIS.

Section 5.0 – Individual Building Closure Actions

Building # 001 - Lake Bonita Pump House



Size: 484 Gross square feet, 1 floor

Uses: Pump house at Lake Bonita

Heating: Electric

Domestic Hot Water: N/A

Water: Pumps raw water to the facility.

Sanitary: N/A

Electrical: Fed from facility electrical system, with backup generation from facility main generator.

Ventilation: Operable windows.

Refrigeration: N/A

Emergency Systems: N/A

Phone/Data: Facility extension.

Closure Actions:

This building is to be closed in an unheated condition. The following specifics for building systems layup are provided.

Heat: Electric heater will be isolated at the nearest breaker.

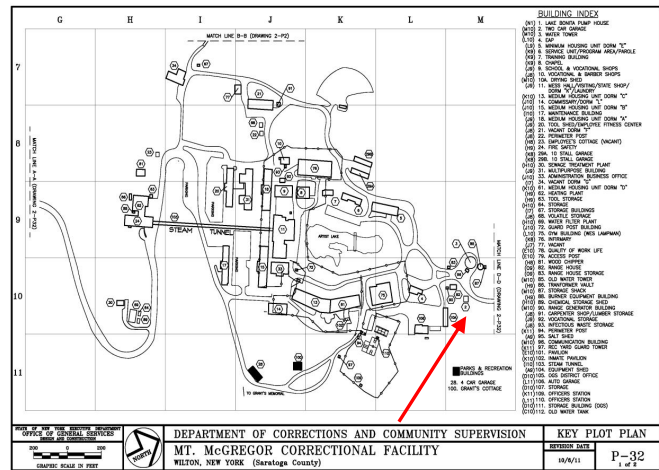
Water: Raw water is pumped from this building to the water filtration plant. The raw water pumps will be valved off, and the electrically driven pumps will be electrically isolated. This is the source for facility water and will be one of the last systems to be decommissioned.

Electric: Electric Service to this building is provided by an aerial line for the facility distribution system. Pole mounted disconnect switches will be opened isolating power from this building.

Ventilation: Close windows.

Phone/Data: This equipment will be decommissioned by the Department's MIS group.

Building # 002 – Two Car Garage



Size: 917 Gross square feet, 1 floor with no basement.

Uses: Two Car Garage

Heating: N/A

Domestic Hot Water: N/A

Water: N/A

Sanitary: N/A

Electrical: N/A

Ventilation: N/A

Refrigeration: N/A

Emergency Systems: N/A

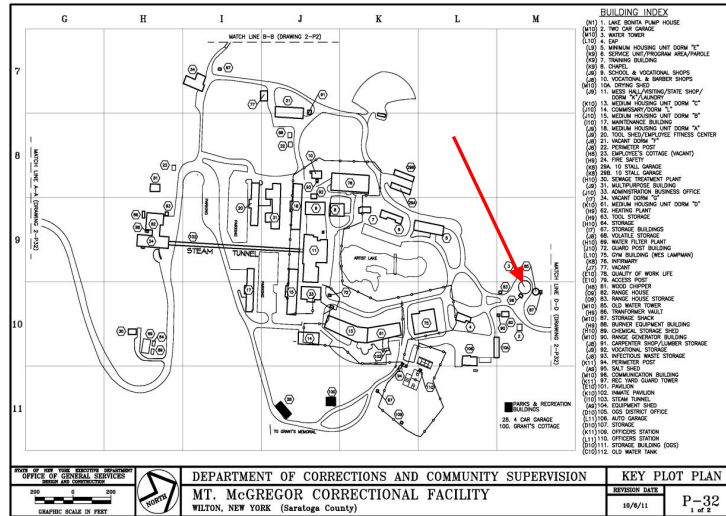
Phone/Data: N/A

Closure Actions;

The following specifics for building systems layup are provided:

Remove contents and secure building.

Building # 003 – Water Tower



Size: 2124 Gross square feet, 1 floor with no basement.

Uses: Water Storage

Heating: N/A

Domestic Hot Water: N/A

Water: N/A

Sanitary: N/A

Electrical: N/A

Ventilation: N/A

Refrigeration: N/A

Emergency Systems: N/A

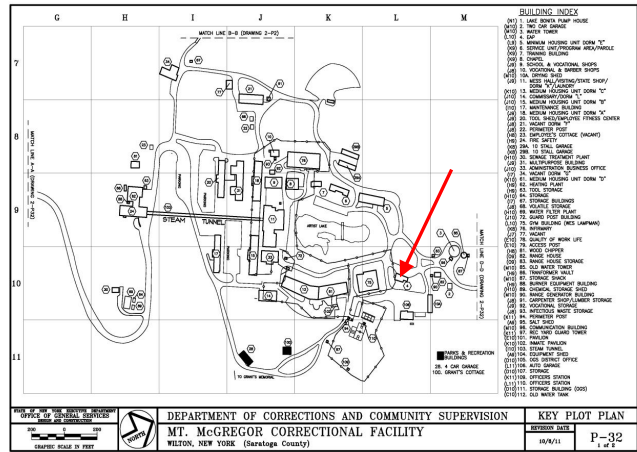
Phone/Data: N/A

Closure Actions:

The following specifics for building systems layup are provided:

The water tank will be drained.

Building # 004 – Career Apparel



Size: 6,729 Gross square feet, 3 floors with basement.

Uses: Building closed, career apparel moved to the basement of bldg. #31

Heating: #2 oil fired hot water boiler. (Secured and drained)

Domestic Hot Water: Electric. (Secured and drained)

Water: Underground served from the site water distribution system. Building water secured and drained. A water line in the basement supplies water to building #106 (Garage). Line traced with heat tape.

Sanitary: Facility site wide collection system.

Electrical: Fed from facility electrical system, with backup generation from facility main generator. Electric is secured other than outside lights and power to heat tape on water line.

Ventilation: Operable windows.

Refrigeration: None

Emergency Systems: Centralized alarm system (System was powered down due to problems).

Phone/Data: Main hub for both systems.

Closure Actions:

The building has been closed as part of the Mt. McGregor Camp closure in an unheated condition. The following specifics for building systems layup are provided:

Heat: (Secured and drained). Verification will need to be made to ensure that building has been closed per DOCCS standards.

Domestic Hot Water System: (Secured and drained). Verification will need to be made to ensure that building has been closed per DOCCS standards.

Water: (Secured and drained). Verification will need to be made to ensure that building has been closed per DOCCS standards.

Sanitary: (Secured and drained). Verification will need to be made to ensure that building has been closed per DOCCS standards.

Electric: Electric Service to this building is provided through underground power lines that are located around the site. Power will be disconnected at the nearest disconnect switch.

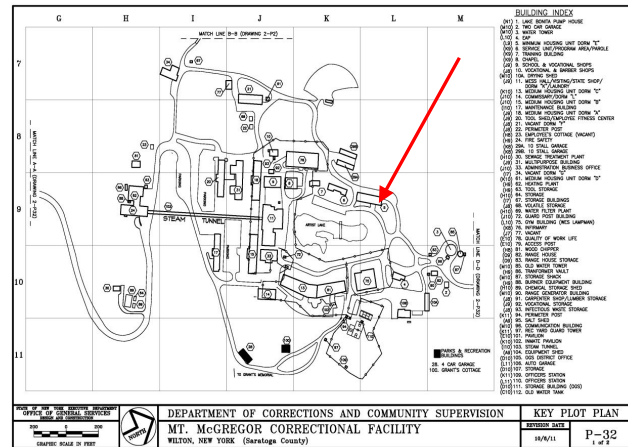
Ventilation: Exhaust fans have been powered down and window have been closed.
Verification will need to be made to ensure that building has been closed per DOCCS standards.

Emergency systems: Dial-up system has been powered down. Sprinkler system has been drained.

Refrigeration Systems: Refrigeration units have been removed from the facility for reuse at other facilities, or disposed of in accordance with applicable regulations.

Phone/Data: This equipment will be decommissioned by the Department's MIS group.

Building # 005 – Minimum Housing E Dorm



Size: 23,274 Gross square feet, 2 floors plus a basement and an attic.

Uses: (Closed)

Heating: #2 oil fired hot water boiler. (Secured and drained)

Domestic Hot Water: #2 oil fired hot domestic water heater. (Secured and drained)

Water: Underground served from the site water distribution system (Secured and drained)

Sanitary: Facility site wide collection system.

Electrical: Fed from facility electrical system, with backup generation from facility main generator (perimeter lighting only)

Ventilation: Operable windows, mechanical exhaust.

Refrigeration: Removed

Emergency Systems: Emergency lighting, dual-up alarm system (disabled).

Phone/Data: Main hub for both systems.

Closure Actions:

The building has been closed as part of the Mt. McGregor Camp closure in an unheated condition. The following specifics for building systems layup are provided:

Heat: (Secured and drained). Verification will need to be made to ensure that building has been closed per DOCCS standards.

Domestic Hot Water System: (Secured and drained). Verification will need to be made to ensure that building has been closed per DOCCS standards.

Water: (Secured and drained). Verification will need to be made to ensure that building has been closed per DOCCS standards.

Sanitary: (Secured and drained). Verification will need to be made to ensure that building has been closed per DOCCS standards.

Electric: Electric Service to this building is provided through underground power lines that are located around the site. Power will be disconnected at the nearest disconnect switch.

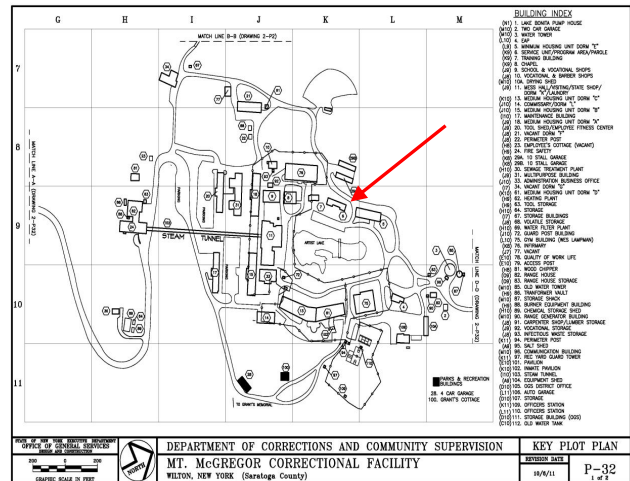
Ventilation: Exhaust fans have been powered down and windows have been closed.
Verification will need to be made to ensure that building has been closed per DOCCS standards.

Emergency systems: Dial-up system has been powered down. Sprinkler system has been drained.

Refrigeration Systems: Refrigeration units have been removed from the facility for reuse at other facilities, or disposed of in accordance with applicable regulations.

Phone/Data: This equipment will be decommissioned by the Department's MIS group.

Building # 006 – Service Unit / Program / Parole



Size: 18,646 Gross square feet, 3 floors with basement

Uses: Building closed.

Heating: Steam to hot water converter (secured and drained).

Domestic Hot Water: Electric. (secured and drained).

Water: Underground served from the site water distribution system (secured and drained).

Sanitary: Facility site wide collection system.

Electrical: Fed from facility electrical system, with backup generation from facility main generator (exterior lighting only).

Ventilation: Operable windows, mechanical exhaust. (secured)

Refrigeration: Removed.

Emergency Systems: Emergency lighting, Remote fire alarm to arsenal (disabled).

Phone/Data: Main hub for both systems.

Closure Actions:

The building has been closed as part of the Mt. McGregor Camp closure in an unheated condition. The following specifics for building systems layout are provided:

Heat: (Secured and drained). Verification will need to be made to ensure that building has been closed per DOCCS standards.

Domestic Hot Water System: (Secured and drained). Verification will need to be made to ensure that building has been closed per DOCCS standards.

Water: (Secured and drained). Verification will need to be made to ensure that building has been closed per DOCCS standards.

Sanitary: (Secured and drained). Verification will need to be made to ensure that building has been closed per DOCCS standards.

Electric: Electric Service to this building is provided through underground power lines that are located around the site. Power will be disconnected at the nearest disconnect switch.

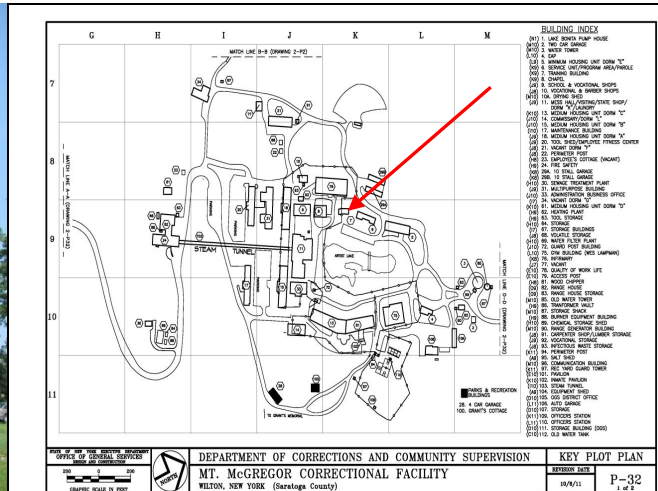
Ventilation: Exhaust fans have been powered down and windows have been closed.
Verification will need to be made to ensure that building has been closed per DOCCS standards.

Emergency systems: Dial-up system has been powered down. Sprinkler system has been drained.

Refrigeration Systems: Refrigeration units have been removed from the facility for reuse at other facilities, or disposed of in accordance with applicable regulations.

Phone/Data: This equipment will be decommissioned by the Department's MIS group.

Building # 007 – Training Building



Size 5,373 Gross square feet, 3 floors with a basement

Uses: Academic Training

Heating: Steam (secured and drained).

Domestic Hot Water: Electric (secured and drained).

Water: Underground served from the site water distribution system (secured and drained).

Sanitary: Facility site wide collection system.

Electrical: Fed from facility electrical system, with backup generation from facility main generator (exterior lighting only).

Ventilation: Operable windows, mechanical exhaust (secured).

Refrigeration: Removed.

Emergency Systems: Emergency lighting, Remote fire alarm to arsenal (disabled).

Phone/Data: Main hub for both systems.

Closure Actions:

The building has been closed as part of the Mt. McGregor Camp closure in an unheated condition. The following specifics for building systems layup are provided:

Heat: (Secured and drained). Verification will need to be made to ensure that building has been closed per DOCCS standards.

Domestic Hot Water System: (Secured and drained). Verification will need to be made to ensure that building has been closed per DOCCS standards.

Water: (Secured and drained). Verification will need to be made to ensure that building has been closed per DOCCS standards.

Sanitary: (Secured and drained). Verification will need to be made to ensure that building has been closed per DOCCS standards.

Electric: Electric Service to this building is provided through underground power lines that are located around the site. Power will be disconnected at the nearest disconnect switch.

Ventilation: Exhaust fans have been powered down and windows have been closed.

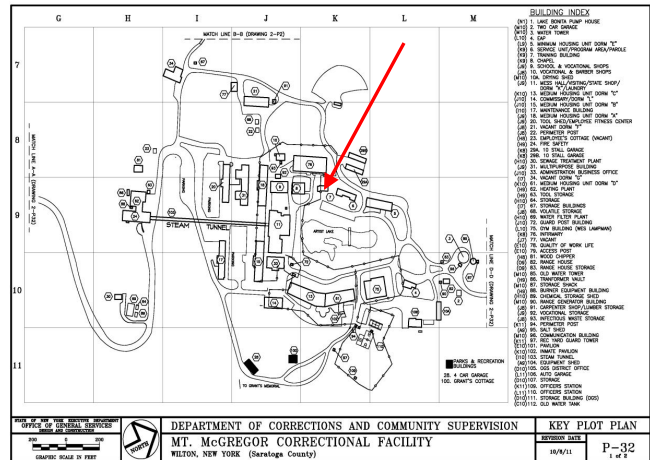
Disconnect and close all dampers, check to assure they are closed tightly. Assure bird screens are in place on all louvers. Shut all dampers and fix in the closed position.

Emergency systems: Remote fire system alarm has been powered down. Sprinkler system has been drained.

Refrigeration Systems: Refrigeration units have been removed from the facility for reuse at other facilities, or disposed of in accordance with applicable regulations.

Phone/Data: This equipment will be decommissioned by the Department's MIS group.

Building # 008 – Chapel



Size: 14,260 Gross square feet, 3 floors, no basement.

Uses: Chapel

Heating: Steam

Domestic Hot Water: Electric

Water: Underground served from the site water distribution system.

Sanitary: Facility site wide collection system.

Electrical: Fed from facility electrical system, with backup generation from facility main generator.

Ventilation: Operable windows.

Refrigeration: Domestic refrigerators, Window AC.

Emergency Systems: Emergency lighting, remote fire alarm to arsenal.

Phone/Data: Main hub for both systems.

Closure Actions:

The building is to be closed in an unheated condition. The following specifics for building systems layup are provided:

Heat: Steam radiator systems will be drained and air pressure utilized to assure proper removal of water. The radiator system and piping will be drained utilizing air pressure as necessary to remove trapped condensate water.

Domestic Hot Water System: Domestic hot water is produced by an electric hot water heater. The heater will be disconnected from the electric supply, drained, disconnected from the plumbing, and the supply piping to the building flushed and drained.

Water: Water is provided to the building from the underground site distribution systems. The supply should be turned off at the underground curb valve and the supply line opened inside the building. All site distribution supplies that originate in this building must be drained. All water supplies to fixtures should be disconnected and the distribution lines within the building drained of all water utilizing compressed air as needed.

Sanitary: The building sanitary system ties into the facility wide sanitary system. All traps accessible should be disassembled and drained. Drain any tank type toilets. Add non-toxic antifreeze to toilets/urinals, building traps and any floor drain traps.

Electric: Electric Service to this building is provided through underground power lines that are located around the site. Power will be disconnected at the nearest disconnect switch.

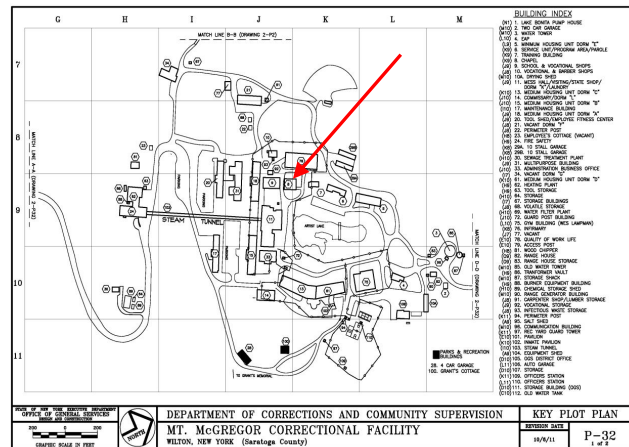
Ventilation: Windows are to be closed. Mechanical exhaust system is to be shut down at the appropriate circuit breaker. Disconnect and close all dampers are to be checked to assure they are closed tightly. Assure bird screens are in place on all louvers. Shut all dampers and fix in the closed position.

Emergency systems: All emergency systems must remain active until all other services to the building are disconnected and occupancy is eliminated as well as combustible storage. Emergency lighting batteries can be removed.

Refrigeration Systems: Domestic style refrigerators and window air conditioning units will be removed from the facility for reuse at other facilities or disposed of in accordance with applicable regulations. The facility's refrigerant program will be amended to reflect all changes and will then be filed for future reference.

Phone/Data: This equipment will be decommissioned by the Department's MIS group.

Building # 009 – School and Vocational



Size: 18,657 Gross square feet, 3 floors, with basement.

Uses: Education classrooms, Vocational shops

Heating: Circulated hot water from main facility loop.

Domestic Hot Water: Electric

Water: Underground served from the site water distribution system.

Sanitary: Facility site wide collection system.

Electrical: Fed from facility electrical system, with backup generation from facility main generator.

Ventilation: Operable windows, mechanical exhaust, and a dust collector.

Refrigeration: Window air conditioners and water coolers.

Emergency Systems: Stand pipe and remote fire alarm to arsenal.

Phone/Data: Main hub for both systems.

Closure Actions:

The building is to be closed in an unheated condition. The following specifics for building systems layup are provided:

Heat: Hot water radiator systems, piping and circulators will be drained and air pressure utilized to assure proper removal of water.

Domestic Hot Water System: Domestic hot water is produced by an electric hot water heater. The heater will be disconnected from the electric supply, drained, disconnected from the plumbing, and the supply piping to the building flushed and drained.

Water: Water is provided to the building from the underground site distribution systems. The supply should be turned off at the underground curb valve and the supply line opened inside the building. All site distribution supplies that originate in this building must be drained. All water supplies to fixtures should be disconnected and the distribution lines within the building drained of all water utilizing compressed air as needed.

Sanitary: The building sanitary system ties into the facility wide sanitary system. All traps accessible should be disassembled and drained. Drain any tank type toilets. Add non-toxic antifreeze to toilets/urinals, building traps and any floor drain traps.

Electric: Electric Service to this building is provided through underground power lines that are located around the site. Power will be disconnected at the nearest disconnect switch.

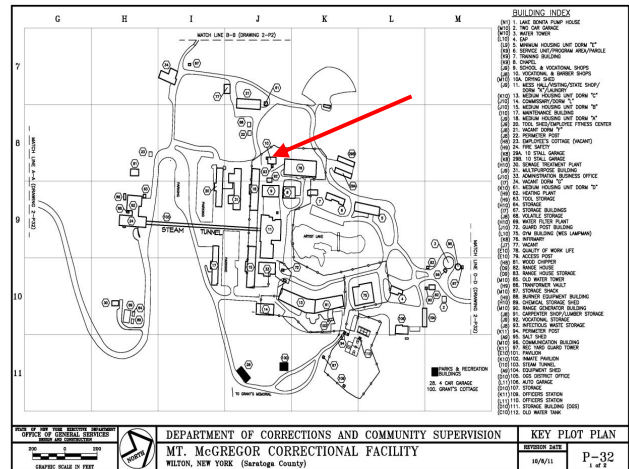
Ventilation: Mechanical exhaust and dust collector systems are to be shut down at the appropriate circuit breaker. Disconnect and close all dampers are to be checked to assure they are closed tightly. Assure bird screens are in place on all louvers. Shut all dampers and fix in the closed position.

Emergency systems: All emergency systems must remain active until all other services to the building are disconnected and occupancy is eliminated as well as combustible storage. Emergency lighting batteries can be removed.

Refrigeration Systems: Domestic style refrigerators, water coolers, and window air conditioners will be removed from the facility for reuse at other facilities or disposed of in accordance with applicable regulations. The facility's refrigerant program will be amended to reflect all changes and will then be filed for future reference.

Phone/Data: This equipment will be decommissioned by the Department's MIS group.

Building # 010 – Vocational and Barber Shop



Size: 8,970 Gross square feet, 3 floors, with basement.

Uses: Vocational shops

Heating: Circulated hot water from main facility heating loop.

Domestic Hot Water: Electric.

Water: Underground served from the site water distribution system.

Sanitary: Facility site wide collection system.

Electrical: Fed from facility electrical system, with backup generation from facility main generator.

Ventilation: Natural through windows and mechanical exhaust.

Refrigeration: Domestic refrigerators, window air conditioning units, water coolers.

Emergency Systems: Emergency lighting, remote fire alarm to arsenal, stand pipe.

Phone/Data: Main hub for both systems.

Closure Actions:

The building is to be closed in an unheated condition. The following specifics for building systems layout are provided:

Heat: Hot water radiator systems, piping and circulators will be drained and air pressure utilized to assure proper removal of water.

Domestic Hot Water System: Domestic hot water is produced by an electric hot water heater. The heater will be disconnected from the electric supply, drained, disconnected from the plumbing, and the supply piping to the building flushed and drained.

Water: Water is provided to the building from the underground site distribution systems. The supply should be turned off at the underground curb valve and the supply line opened inside the building. All site distribution supplies that originate in this building must be drained. All water supplies to fixtures should be disconnected and the distribution lines within the building drained of all water utilizing compressed air as needed.

Sanitary: The building sanitary system ties into the facility wide sanitary system. All traps accessible should be disassembled and drained. Drain any tank type toilets. Add non-toxic antifreeze to toilets/urinals, building traps and any floor drain traps.

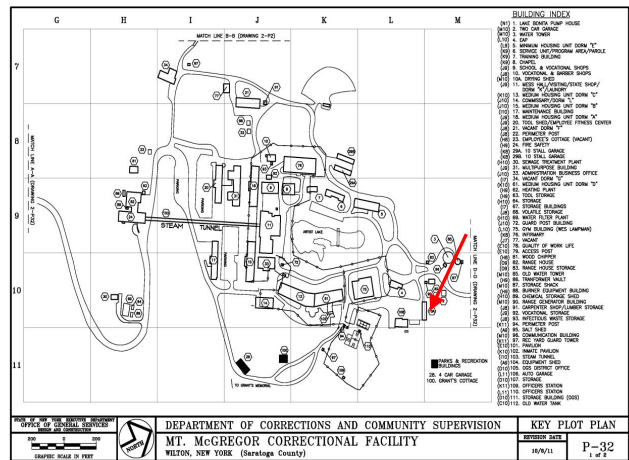
Electric: Electric Service to this building is provided through underground power lines that are located around the site. Power will be disconnected at the nearest disconnect switch.

Ventilation: Windows are to be closed. Mechanical exhaust system is to be shut down at the appropriate circuit breaker. Disconnect and close all dampers are to be checked to assure they are closed tightly. Assure bird screens are in place on all louvers. Shut all dampers and fix in the closed position.

Emergency systems: All emergency systems must remain active until all other services to the building are disconnected and occupancy is eliminated as well as combustible storage. Emergency lighting batteries can be removed. Stand pipe will be isolated and drained using compressed air when needed.

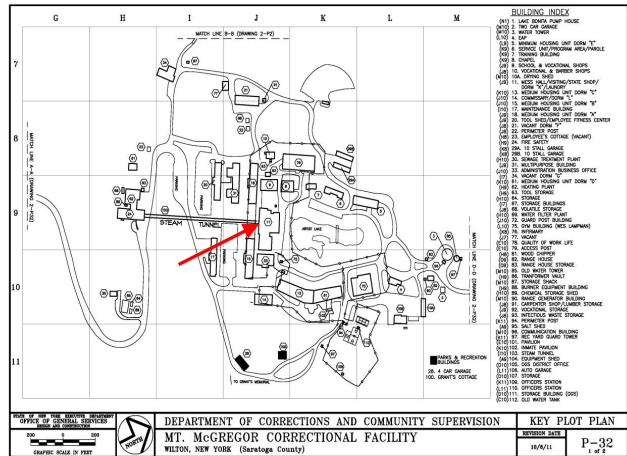
Refrigeration Systems: Domestic style refrigerators, water coolers, and window air conditioners will be removed from the facility for reuse at other facilities or disposed of in accordance with applicable regulations. The facility's refrigerant program will be amended to reflect all changes and will then be filed for future reference.

Phone/Data: This equipment will be decommissioned by the Department's MIS group.



Electric: Electric Service to this building is provided through underground power lines that are located around the site. Power will be disconnected at the nearest disconnect switch.

Building # 011 – Mess Hall / Visit room / St. Shop / Dorm K / Laundry



Size: 57,910 Gross square feet, 4 floors, with no basement.

Uses: multiple uses.

Heating: Combination of steam and circulated hot water from main facility heating loop.

Domestic Hot Water: Steam Instantaneous.

Water: Underground service served from the site water distribution system.

Sanitary: Facility site wide collection system.

Electrical: Fed from facility electrical system, with backup generation from facility main generator.

Ventilation: Operable windows, mechanical exhaust.

Refrigeration: Domestic refrigerators, window air conditioning units, split type air conditioning systems water coolers, walk in coolers/freezers, and reach in coolers.

Emergency Systems: Emergency lighting, remote fire alarm to arsenal.

Phone/Data: Main hub for both systems.

Closure Actions:

The building is to be closed in an unheated condition. The following specifics for building systems layup are provided:

Heat: Steam and hot water radiator systems, piping and circulators will be drained and air pressure utilized to assure proper removal of water.

Domestic Hot Water System: Steam instantaneous water heater will be valved off and drained. Electrical supply will be isolated from the heater controls and the supply piping to the building flushed and drained.

Water: Water is provided to the building from the underground site distribution systems. The supply should be turned off at the underground curb valve and the supply line opened inside the building. All site distribution supplies that originate in this building must be drained. All water supplies to fixtures should be disconnected and the distribution lines within the building drained of all water utilizing compressed air as needed.

Sanitary: The building sanitary system ties into the facility wide sanitary system. All traps accessible should be disassembled and drained. Drain any tank type toilets. Add non-toxic antifreeze to toilets/urinals, building traps and any floor drain traps.

Electric: Electric Service to this building is provided through underground power lines that are located around the site. Power will be disconnected at the nearest disconnect switch.

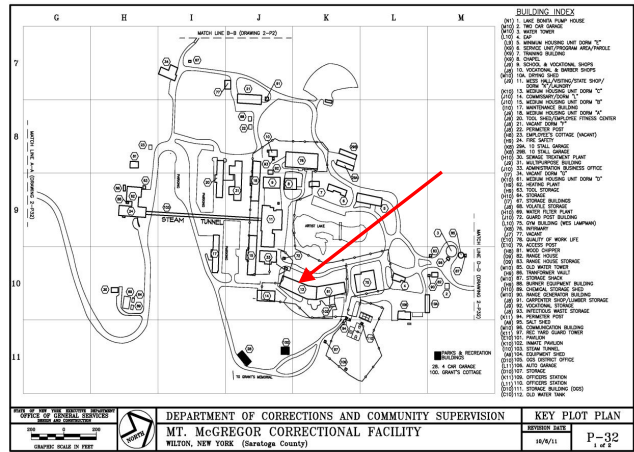
Ventilation: Windows are to be closed. Mechanical exhaust system is to be shut down at the appropriate circuit breaker. Disconnect and close all dampers are to be checked to assure they are closed tightly. Assure bird screens are in place on all louvers. Shut all dampers and fix in the closed position.

Emergency systems: All emergency systems must remain active until all other services to the building are disconnected and occupancy is eliminated as well as combustible storage. At that time the fire alarm system can be powered down and all batteries removed. Emergency lighting batteries can be removed.

Refrigeration Systems: Domestic style refrigeration units, water coolers, and window air conditioners will be removed from the facility for reuse at other facilities or disposed of in accordance with applicable regulations. Coolers and freezers should be thoroughly cleaned and doors left open to provide air movement. All locks and latches shall be removed from the units. Split type air conditioning systems, freezers, coolers, and reach in coolers will have all refrigerant removed and be recharged with nitrogen for long term lay up. The facility's refrigerant program will be amended to reflect all changes and will then be filed for future reference.

Phone/Data: This equipment will be decommissioned by the Department's MIS group.

Building # 013 – Medium housing Dorm C



Size: 37,689 Gross square feet, 3 floors, with basement.

Uses: Inmate Housing

Heating: Circulated hot water from main facility heating loop.

Domestic Hot Water: Steam Instantaneous.

Water: Underground water service served from the site water distribution system.

Sanitary: Facility site wide collection system.

Electrical: Fed from facility electrical system, with backup generation from facility main generator.

Ventilation: Operable windows, and forced air convection units with 100% make-up air, mechanical exhaust.

Refrigeration: Domestic style refrigerators, water coolers, window air conditioners.

Emergency Systems: Emergency lighting, remote fire alarm to arsenal.

Phone/Data: Main hub for both systems.

Closure Actions:

The building is to be closed in an unheated condition. The following specifics for building systems layup are provided:

Heat: Hot water radiator systems, piping and circulators will be drained and air pressure utilized to assure proper removal of water.

Domestic Hot Water System: Steam instantaneous water heater will be valved off and drained. Electrical supply will be isolated from the heater controls and the supply piping to the building flushed and drained.

Water: Water is provided to the building from the underground site distribution systems. The supply should be turned off at the underground curb valve and the supply line opened inside the building. All site distribution supplies that originate in this building must be drained. All water supplies to fixtures should be disconnected and the distribution lines within the building drained of all water utilizing compressed air as needed.

Sanitary: The building sanitary system ties into the facility wide sanitary system. All traps accessible should be disassembled and drained. Drain any tank type toilets. Add non-toxic antifreeze to toilets/urinals, building traps and any floor drain traps.

Electric: Electric Service to this building is provided through underground power lines that are located around the site. Power will be disconnected at the nearest disconnect switch.

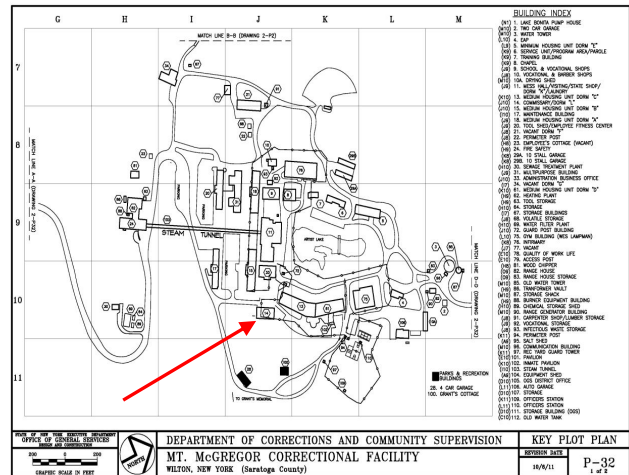
Ventilation: Windows are to be closed. Mechanical exhaust system is to be shut down at the appropriate circuit breaker. Forced air convection units will be electrically isolated and the heating coils secured and drained. Disconnect and close all dampers are to be checked to assure they are closed tightly. Assure bird screens are in place on all louvers. Shut all dampers and fix in the closed position.

Emergency systems: All emergency systems must remain active until all other services to the building are disconnected and occupancy is eliminated as well as combustible storage. Emergency lighting batteries can be removed.

Refrigeration Systems: Domestic style refrigerators, water coolers, and window air conditioners will be removed from the facility for reuse at other facilities or disposed of in accordance with applicable regulations. The facility's refrigerant program will be amended to reflect all changes and will then be filed for future reference.

Phone/Data: This equipment will be decommissioned by the Department's MIS group.

Building # 014 – Commissary / Dorm L



Size: 25,938 Gross square feet 3 floors with basement

Uses: Closed as part of the Mt. McGregor Camp closure and later reutilized as the facility Package Room.

Heating: Combination of steam and circulated hot water from main facility heating loop.

Domestic Hot Water: Electric.

Water: Underground served from the site water distribution system.

Sanitary: Facility site wide collection system.

Electrical: Fed from facility electrical system, with backup generation from facility main generator.

Ventilation: Natural through windows, mechanical exhaust.

Refrigeration: Domestic refrigerators, water coolers, and through the wall air conditioners.

Emergency Systems: Emergency lighting, remote fire alarm to arsenal.

Phone/Data: Main hub for both systems.

Closure Actions:

The building is to be closed in an unheated condition. The following specifics for building systems layup are provided:

Heat: Steam and hot water radiator systems, piping and circulators will be drained and air pressure utilized to assure proper removal of water.

Domestic Hot Water System: Domestic hot water is produced by an electric hot water heater. The heater will be disconnected from the electric supply, drained, disconnected from the plumbing, and the supply piping to the building flushed and drained.

Water: Water is provided to the building from the underground site distribution systems. The supply should be turned off at the underground curb valve and the supply line opened inside the building. All site distribution supplies that originate in this building must be drained. All water supplies to fixtures should be disconnected and the distribution lines within the building drained of all water utilizing compressed air as needed.

Sanitary: The building sanitary system ties into the facility wide sanitary system. All traps accessible should be disassembled and drained. Drain any tank type toilets. Add non-toxic antifreeze to toilets/urinals, building traps and any floor drain traps.

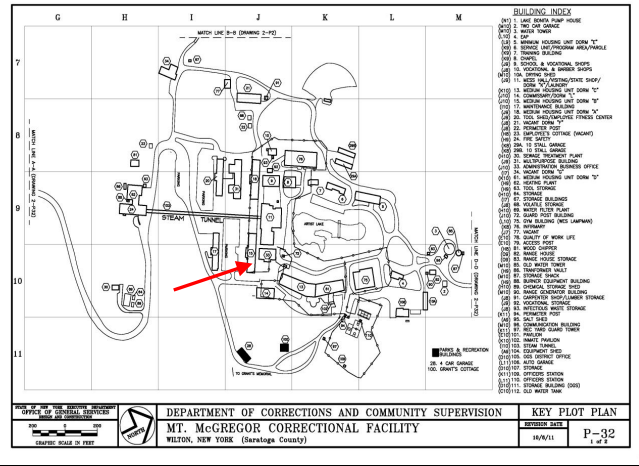
Electric: Electric Service to this building is provided through underground power lines that are located around the site. Power will be disconnected at the nearest disconnect switch.

Ventilation: Windows are to be closed. Mechanical exhaust system is to be shut down at the appropriate circuit breaker. Disconnect and close all dampers are to be checked to assure they are closed tightly. Assure bird screens are in place on all louvers. Shut all dampers and fix in the closed position.

Emergency systems: All emergency systems must remain active until all other services to the building are disconnected and occupancy is eliminated as well as combustible storage. At that time the fire alarm system can be powered down and all batteries removed. Emergency lighting batteries can be removed.

Refrigeration Systems: Domestic style refrigeration units, water coolers, and through the wall air conditioners will be removed from the facility for reuse at other facilities or disposed of in accordance with applicable regulations. The facility's refrigerant program will be amended to reflect all changes and will then be filed for future reference.

Phone/Data: This equipment will be decommissioned by the Department's MIS group



Phone/Data: Main hub for both systems.

Sanitary: The building sanitary system ties into the facility wide sanitary system. All traps accessible should be disassembled and drained. Drain any tank type toilets. Add non-toxic antifreeze to toilets/urinals, building traps and any floor drain traps.

Electric: Electric Service to this building is provided through underground power lines that are located around the site. Power will be disconnected at the nearest disconnect switch

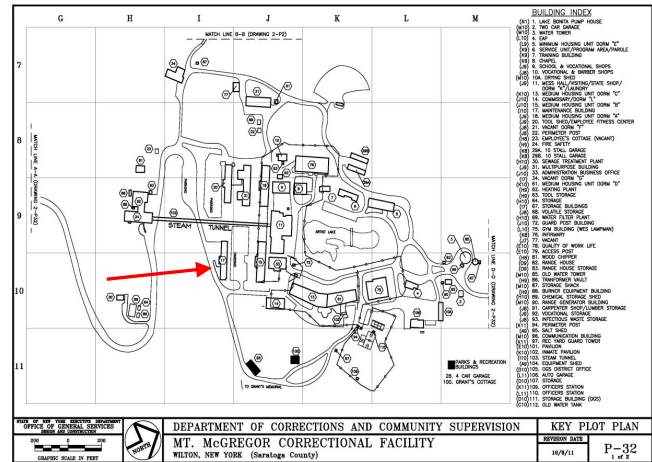
Ventilation: Windows are to be closed. Mechanical exhaust system is to be shut down at the appropriate circuit breaker. Disconnect and close all dampers are to be checked to assure they are closed tightly. Assure bird screens are in place on all louvers. Shut all dampers and fix in the closed position.

Emergency systems: All emergency systems must remain active until all other services to the building are disconnected and occupancy is eliminated as well as combustible storage. Emergency lighting batteries can be removed. Sprinkler system will be drained utilizing compressed air as needed.

Refrigeration Systems: Refrigeration Systems: Domestic style refrigeration units and water coolers will be removed from the facility for reuse at other facilities or disposed of in accordance with applicable regulations. The facility's refrigerant program will be amended to reflect all changes and will then be filed for future reference.

Phone/Data: This equipment will be decommissioned by the Department's MIS group.

Building # 017 – Maintenance Bldg.



Size: 16,798 Gross square feet, 1 floor, with basement.

Uses: Maintenance shops

Heating: Combination of steam and circulated hot water from main facility heating loop.

Domestic Hot Water: Electric.

Water: Underground served from the site water distribution system.

Sanitary: Facility site wide collection system.

Electrical: Fed from facility electrical system, with backup generation from facility main generator.

Ventilation: Natural through windows, mechanical exhaust.

Refrigeration: Domestic refrigerators, window air conditioners.

Emergency Systems: Emergency lighting, remote fire alarm to arsenal, and stand pipe.

Phone/Data: Main hub for both systems.

Closure Actions:

The building is to be closed in an unheated condition. The following specifics for building systems layup are provided:

Heat: Steam and hot water radiator systems, piping and circulators will be drained and air pressure utilized to assure proper removal of water.

Domestic Hot Water System: Domestic hot water is produced by an electric hot water heater. The heater will be disconnected from the electric supply, drained, disconnected from the plumbing, and the supply piping to the building flushed and drained.

Water: Water is provided to the building from the underground site distribution systems. The supply should be turned off at the underground curb valve and the supply line opened inside the building. All site distribution supplies that originate in this building must be drained. All water supplies to fixtures should be disconnected and the distribution lines within the building drained of all water utilizing compressed air as needed.

Sanitary: The building sanitary system ties into the facility wide sanitary system. All traps accessible should be disassembled and drained. Drain any tank type toilets. Add non-toxic antifreeze to toilets/urinals, building traps and any floor drain traps.

Electric: Electric Service to this building is provided through underground power lines that are located around the site. Power will be disconnected at the nearest disconnect switch

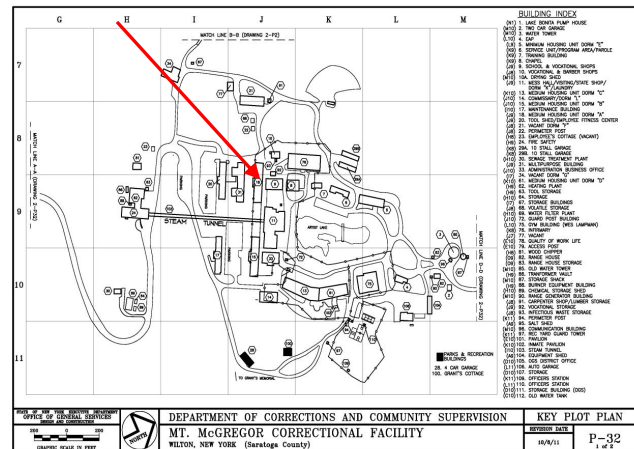
Ventilation: Windows are to be closed. Mechanical exhaust system is to be shut down at the appropriate circuit breaker. Disconnect and close all dampers are to be checked to assure they are closed tightly. Assure bird screens are in place on all louvers. Shut all dampers and fix in the closed position.

Emergency systems: All emergency systems must remain active until all other services to the building are disconnected and occupancy is eliminated as well as combustible storage. Emergency lighting batteries can be removed. Stand pipe will be isolated and drained using compressed air when needed.

Refrigeration Systems: Domestic style refrigeration units and window air conditioners will be removed from the facility for reuse at other facilities or disposed of in accordance with applicable regulations. The facility's refrigerant program will be amended to reflect all changes and will then be filed for future reference.

Phone/Data: This equipment will be decommissioned by the Department's MIS group.

Building # 018 – Medium Housing Dorm A



Size: 26,289 Gross square feet, 2 floors, with basement.

Uses: Inmate housing.

Heating: Steam to a hot water converter, circulated hot water.

Domestic Hot Water: Steam Instantaneous.

Water: Underground served from the site water distribution system.

Sanitary: Facility site wide collection system.

Electrical: Fed from facility electrical system, with backup generation from facility main generator.

Ventilation: Natural through windows, mechanical exhaust.

Refrigeration: Domestic refrigerators, water coolers.

Emergency Systems: Emergency lighting, remote fire alarm to arsenal, and stand pipe.

Phone/Data: Main hub for both systems.

Closure Actions:

The building is to be closed in an unheated condition. The following specifics for building systems layup are provided:

Heat: Steam will be isolated to heat exchanger and exchanger drained. Hot water radiator systems, piping and circulators will be drained and air pressure utilized to assure proper removal of water.

Domestic Hot Water System: Steam instantaneous water heater will be valved off and drained. Electrical supply will be isolated from the heater controls and the supply piping to the building flushed and drained.

Water: Water is provided to the building from the underground site distribution systems. The supply should be turned off at the underground curb valve and the supply line opened inside the building. All site distribution supplies that originate in this building must be drained. All water supplies to fixtures should be disconnected and the distribution lines within the building drained of all water utilizing compressed air as needed.

Sanitary: The building sanitary system ties into the facility wide sanitary system. All traps accessible should be disassembled and drained. Drain any tank type toilets. Add non-toxic antifreeze to toilets/urinals, building traps and any floor drain traps.

Electric: Electric Service to this building is provided through underground power lines that are located around the site. Power will be disconnected at the nearest disconnect switch.

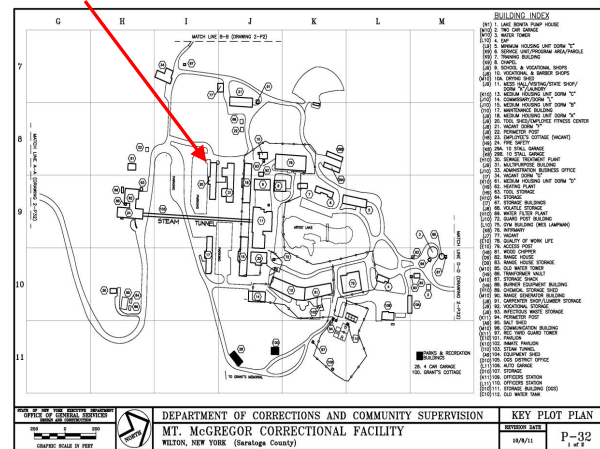
Ventilation: Windows are to be closed. Mechanical exhaust system is to be shut down at the appropriate circuit breaker. Disconnect and close all dampers are to be checked to assure they are closed tightly. Assure bird screens are in place on all louvers. Shut all dampers and fix in the closed position.

Emergency systems: All emergency systems must remain active until all other services to the building are disconnected and occupancy is eliminated as well as combustible storage. Emergency lighting batteries can be removed. Sprinkler system will be drained utilizing compressed air as needed.

Refrigeration Systems: Refrigeration Systems: Domestic style refrigeration units and water coolers will be removed from the facility for reuse at other facilities or disposed of in accordance with applicable regulations. The facility's refrigerant program will be amended to reflect all changes and will then be filed for future reference.

Phone/Data: This equipment will be decommissioned by the Department's MIS group.

Building # 020 - Tool Shed / Employee Fitness Ctr.



Size: 12,315 Gross square feet, 3 floor, with basement.

Uses: Closed as part of the Mt. McGregor Camp closure and later reutilized as a tool shed and employee fitness center.

Heating: Steam fired hanging unit heaters.

Domestic Hot Water: Electric.

Water: Underground served from the site water distribution system.

Sanitary: Facility site wide collection system.

Electrical: Fed from facility electrical system, with backup generation from facility main generator.

Ventilation: Natural through windows, mechanical exhaust.

Refrigeration: Domestic refrigerators, window AC's, water coolers.

Emergency Systems: Emergency lighting, remote fire alarm to arsenal, and stand pipe.

Phone/Data: Main hub for both systems.

Closure Actions:

The building is to be closed in an unheated condition. The following specifics for building systems layup are provided:

Heat: Steam fired hanging unit heaters will be drained and air pressure utilized to assure proper removal of water. The electric to the units will be isolated at the nearest breaker.

Domestic Hot Water System: Domestic hot water is produced by electric hot water heater. The heater will be disconnected from the electric supply, drained, disconnected from the plumbing, and the supply piping to the building flushed and drained.

Water: Water is provided to the building from the underground site distribution systems. The supply should be turned off at the underground curb valve and the supply line opened inside the building. All site distribution supplies that originate in this building must be drained. All water supplies to fixtures should be disconnected and the distribution lines within the building drained of all water utilizing compressed air as needed.

Sanitary: The building sanitary system ties into the facility wide sanitary system. All traps accessible should be disassembled and drained. Drain any tank type toilets. Add non-toxic antifreeze to toilets/urinals, building traps and any floor drain traps.

Electric: Electric Service to this building is provided through underground power lines that are located around the site. Power will be disconnected at the nearest disconnect switch.

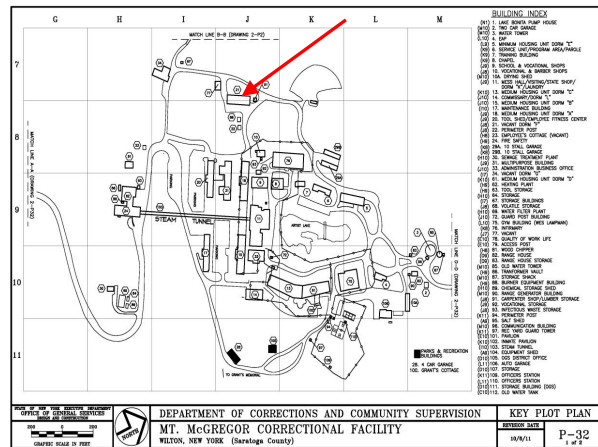
Ventilation: Ventilation: Windows are to be closed. Mechanical exhaust system is to be shut down at the appropriate circuit breaker. Disconnect and close all dampers are to be checked to assure they are closed tightly. Assure bird screens are in place on all louvers. Shut all dampers and fix in the closed position.

Emergency systems: All emergency systems must remain active until all other services to the building are disconnected and occupancy is eliminated as well as combustible storage. Emergency lighting batteries can be removed. Stand pipe will be isolated and drained using compressed air when needed.

Refrigeration Systems: Domestic style refrigeration units, water coolers, and window air conditioners will be removed from the facility for reuse at other facilities or disposed of in accordance with applicable regulations. The facility's refrigerant program will be amended to reflect all changes and will then be filed for future reference.

Phone/Data: This equipment will be decommissioned by the Department's MIS group.

Building # 021 – Vacant Housing Dorm F



Size: 21,488 Gross square feet, 3 floors, with basement.

Uses: (Closed)

Heating: #2 oil fired hot water boiler. (Secured and drained)

Domestic Hot Water: #2 oil fired hot domestic water heater. (Secured and drained)

Water: Underground served from the site water distribution system (Secured and drained)

Sanitary: Facility site wide collection system.

Electrical: Fed from facility electrical system, with backup generation from facility main generator (perimeter lighting only)

Ventilation: Operable windows, mechanical exhaust.

Refrigeration: Removed

Emergency Systems: Emergency lighting, dial-up alarm system (disabled).

Phone/Data: Main hub for both systems.

Closure Actions:

The building has been closed as part of the Mt. McGregor Camp closure in an unheated condition. The following specifics for building systems layup are provided:

Heat: (Secured and drained). Verification will need to be made to ensure that building has been closed per DOCCS standards.

Domestic Hot Water System: (Secured and drained). Verification will need to be made to ensure that building has been closed per DOCCS standards.

Water: (Secured and drained). Verification will need to be made to ensure that building has been closed per DOCCS standards.

Sanitary: (Secured and drained). Verification will need to be made to ensure that building has been closed per DOCCS standards.

Electric: Electric Service to this building is provided through overhead power lines that are located around the site. Power will be disconnected at the nearest disconnect switch.

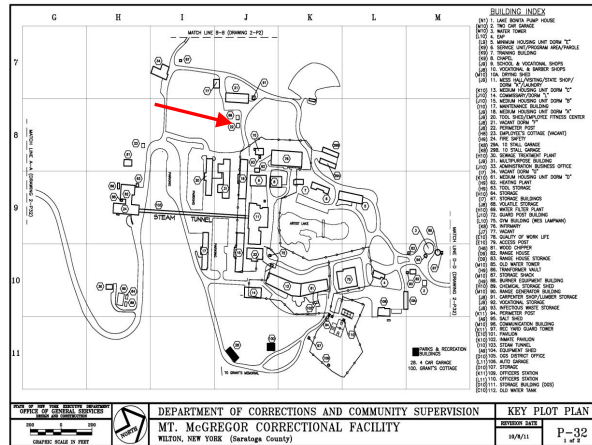
Ventilation: Exhaust fans have been powered down and windows have been closed. Verification will need to be made to ensure that building has been closed per DOCCS standards.

Emergency systems: Dial-up system has been powered down. Emergency light batteries have been removed.

Refrigeration Systems: Refrigeration units have been removed from the facility for reuse at other facilities, or disposed of in accordance with applicable regulations.

Phone/Data: This equipment will be decommissioned by the Department's MIS group.

Building # 022 – Perimeter Post



Size: 256 Gross square feet

Uses: Guard Post

Heating: Electric

Domestic Hot Water:

Water: N/A

Sanitary: N/A

Electrical: Fed from facility electrical system, with backup generation from facility main generator.

Ventilation: Natural through windows.

Refrigeration: Domestic refrigerator, window air conditioner.

Emergency Systems: N/A

Phone/Data: Phone only.

Closure Actions:

The building is to be closed in an unheated condition. The following specifics for building systems layup are provided:

Heat: Electric heater will be isolated at the nearest breaker.

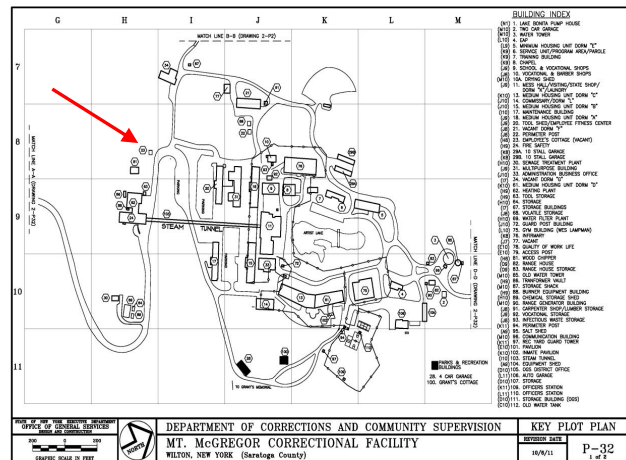
Electric: Electric Service to this building is provided through overhead power lines that are located around the site.

Ventilation: Close windows.

Refrigeration Systems: Domestic style refrigeration unit and window air conditioner will be removed from the facility for reuse at other facilities or disposed of in accordance with applicable regulations. The facility's refrigerant program will be amended to reflect all changes and will then be filed for future reference.

Phone/Data: This equipment will be decommissioned by the Department's MIS group.

Building # 023 – Employee Cottage (Vacant)



Size: 1,400 Gross square feet, 2 floor, with basement.

Uses: Vacant housing

Heating: N/A

Domestic Hot Water: N/A

Water: N/A

Sanitary: N/A

Electrical: N/A

Ventilation: N/A

Refrigeration: N/A

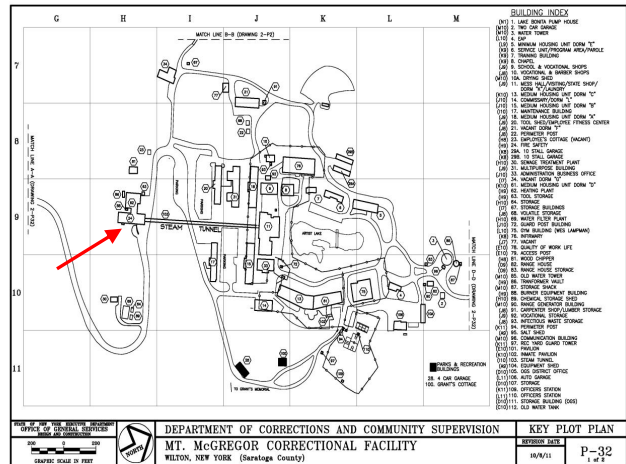
Emergency Systems: N/A

Phone/Data: N/A.

Closure Actions:

The building has been closed for many years. Building should be made secure.

Building # 024 – Fire and Safety



Size: 17,796 Gross square feet, 3 floors, with basement.

Uses: Closed as part of the Mt. McGregor Camp closure and later reutilized as Fire and Safety office and Fire Safety equipment storage.

Heating: Combination of steam and circulated hot water from main facility heating loop.

Domestic Hot Water: Electric

Water: Underground served from the site water distribution system.

Sanitary: Facility site wide collection system.

Electrical: Fed from facility electrical system, with backup generation from facility main generator.

Ventilation: Natural through windows.

Refrigeration: Domestic refrigerator, window air conditioner.

Emergency Systems: Emergency lighting, remote fire alarm to arsenal.

Phone/Data: Main hub for both systems.

Closure Actions:

The building is to be closed in an unheated condition. The following specifics for building systems layup are provided:

Heat: Steam and hot water radiator systems, piping and circulators will be drained and air pressure utilized to assure proper removal of water.

Domestic Hot Water System: Domestic hot water is produced by an electric hot water heater. The heater will be disconnected from the electric supply, drained, disconnected from the plumbing, and the supply piping to the building flushed and drained.

Water: Water is provided to the building from the underground site distribution systems. The supply should be turned off at the underground curb valve and the supply line opened inside the building. All site distribution supplies that originate in this building must be drained. All water supplies to fixtures should be disconnected and the distribution lines within the building drained of all water utilizing compressed air as needed.

Sanitary: The building sanitary system ties into the facility wide sanitary system. All traps accessible should be disassembled and drained. Drain any tank type toilets. Add non-toxic antifreeze to toilets/urinals, building traps and any floor drain traps.

Electric: Electric Service to this building is provided through underground power lines that are located around the site. Power will be disconnected at the nearest disconnect switch.

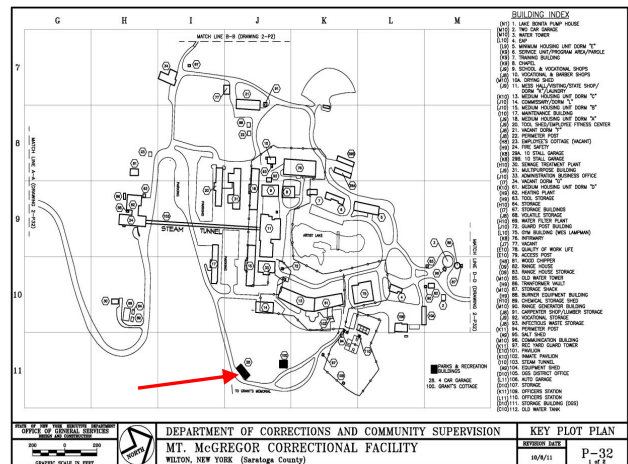
Ventilation: Windows are to be closed. Mechanical exhaust system is to be shut down at the appropriate circuit breaker. Disconnect and close all dampers are to be checked to assure they are closed tightly. Assure bird screens are in place on all louvers. Shut all dampers and fix in the closed position.

Emergency systems: All emergency systems must remain active until all other services to the building are disconnected and occupancy is eliminated as well as combustible storage. Emergency lighting batteries can be removed.

Refrigeration Systems: Domestic style refrigeration units and window air conditioners will be removed from the facility for reuse at other facilities or disposed of in accordance with applicable regulations. The facility's refrigerant program will be amended to reflect all changes and will then be filed for future reference.

Phone/Data: This equipment will be decommissioned by the Department's MIS group.

Building # 028 – 4-Stall Garage (Parks and Recreation)



Size: 2,504 Gross square feet, 1 floor, no basement.

Uses: Grant's cottage welcome center.

Heating: Electric

Domestic Hot Water: Electric.

Water: Underground served from the site water distribution system (from L-Dorm).

Sanitary: Holding tank.

Electrical: Fed from facility electrical system, with backup generation from facility main generator (from L-Dorm).

Ventilation: Natural through windows.

Refrigeration: Domestic refrigerator, window air conditioner.

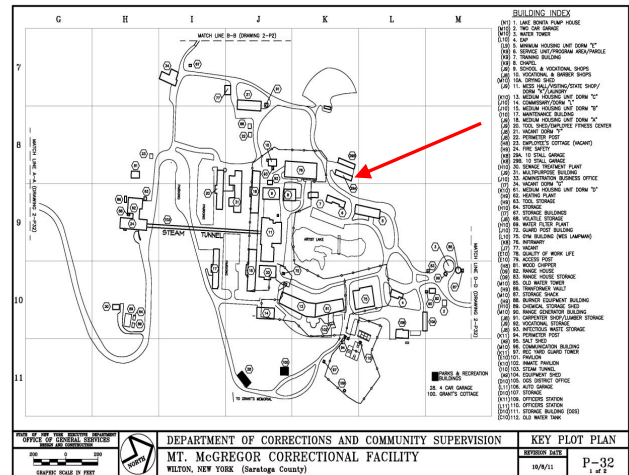
Emergency Systems: Emergency lighting.

Phone/Data: Phone (from L-Dorm).

Closure Actions:

The building is maintained by NYS Parks and Recreation. Provisions will need to be made for power, water and phone service if building is to remain in operation.

Building # 029A – 10 Stall Garage



Size: 2,025 Gross square feet, 1 floor, no basement.

Uses: recycling storage

Heating: Electric radiant heat for bailing machine.

Domestic Hot Water: N/A

Water: N/A

Sanitary: N/A

Electrical: Fed from facility electrical system, with backup generation from facility main generator.

Ventilation: Natural when garage doors are opened.

Refrigeration: N/A

Emergency Systems: N/A

Phone/Data: N/A

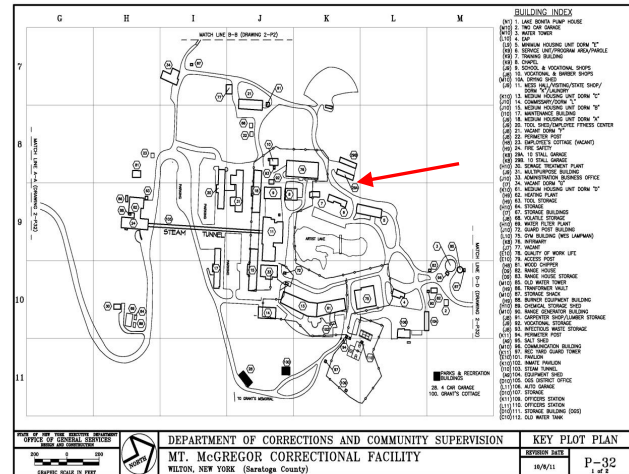
Closure Actions;

The building is to be closed in an unheated condition. The following specifics for building systems layup are provided:

Heat: Electric heater will be isolated at the nearest breaker.

Electric: Electric Service to this building is provided from Building #6. Power will be isolated from where it originates in building #6.

Building # 029B - 10 Stall Garage



Size: 2,025 Gross square feet, 1 floor, no basement.

Uses: Garage

Heating: N/A

Domestic Hot Water: N/A

Water: N/A

Sanitary: N/A

Electrical: Fed from facility electrical system, with backup generation from facility main generator for outlets only.

Ventilation: N/A

Refrigeration: N/A

Emergency Systems:

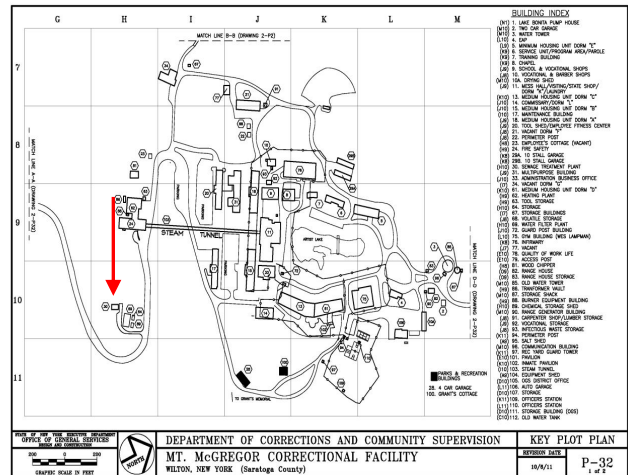
Phone/Data:

Closure Actions:

The following specifics for building systems layup are provided:

Electric: Electric Service to this building is provided from Building #6. Power will be isolated from where it originates in building #6.

Building # 030 – Sewage Treatment Plant



Size: 368 Gross square feet, 1 floor, no basement.

Uses: Sewage Grinder

Heating: N/A

Domestic Hot Water: N/A

Water: N/A

Sanitary: Sewage flow from facility passes through this building.

Electrical: Fed from facility electrical system, with backup generation from facility main generator.

Ventilation: Operable windows, mechanical exhaust.

Refrigeration: N/A

Emergency Systems: N/A

Phone/Data: N/A

Closure Actions:

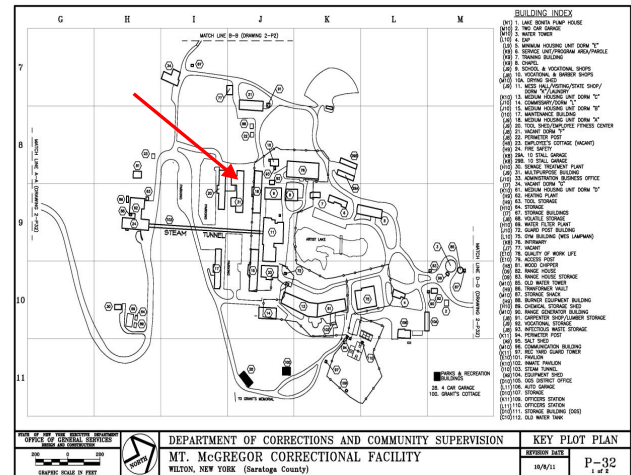
The building is to be closed in an unheated condition. The following specifics for building systems layup are provided:

Sanitary: Sewage Grinder will be removed or by-passed. Sewage will continue to flow through building until all closure activities have been completed.

Electric: Electric Service to this building is provided through underground power lines that are located around the site. Power will be disconnected at the nearest disconnect switch.

Ventilation: Windows are to be closed. Mechanical exhaust system is to be shut down at the appropriate circuit breaker. Disconnect and close all dampers are to be checked to assure they are closed tightly. Assure bird screens are in place on all louvers. Shut all dampers and fix in the closed position.

Building # 031 – Multi Purpose Building



Size: 22,864 Gross square feet

Uses: Closed as part of the Mt. McGregor Camp closure and later reutilized for facility training and chemical agents training for DOCCS.

Heating: Circulated hot water from main facility heating loop.

Domestic Hot Water: Electric.

Water: Underground served from the site water distribution system.

Sanitary: Facility site wide collection system.

Electrical: Fed from facility electrical system, with backup generation from facility main generator.

Ventilation: Operable windows.

Refrigeration: Window Air conditioners.

Emergency Systems: Emergency lighting.

Phone/Data: Main hub for both systems.

Closure Actions:

The building is to be closed in an unheated condition. The following specifics for building systems layup are provided:

Heat: Hot water radiator systems, piping and circulators will be drained and air pressure utilized to assure proper removal of water.

Domestic Hot Water System: Domestic hot water is produced by an electric hot water heater. These heaters will be disconnected from the electric supply, drained, disconnected from the plumbing, and the supply piping to the building flushed and drained.

Water: Water is provided to the building from the underground site distribution systems. The supply should be turned off at the underground curb valve and the supply line opened inside the building. All site distribution supplies that originate in this building must be drained. All water supplies to fixtures should be disconnected and the distribution lines within the building drained of all water utilizing compressed air as needed.

Sanitary: The building sanitary system ties into the facility wide sanitary system. All traps accessible should be disassembled and drained. Drain any tank type toilets. Add non-toxic antifreeze to toilets/urinals, building traps and any floor drain traps.

Electric: Electric Service to this building is provided through underground power lines that are located around the site. Power will be disconnected at the nearest disconnect switch.

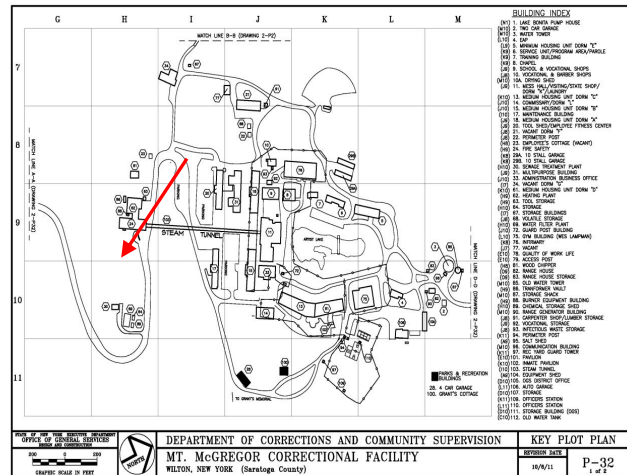
Ventilation: Windows are to be closed. Mechanical exhaust system is to be shut down at the appropriate circuit breaker. Disconnect and close all dampers are to be checked to assure they are closed tightly. Assure bird screens are in place on all louvers. Shut all dampers and fix in the closed position.

Emergency systems: All emergency systems must remain active until all other services to the building are disconnected and occupancy is eliminated as well as combustible storage. Emergency lighting batteries can be removed. Stand pipe bill

Refrigeration Systems: Window air conditioners will be removed from the facility for reuse at other facilities or disposed of in accordance with applicable regulations. The facility's refrigerant program will be amended to reflect all changes and will then be filed for future reference.

Phone/Data: This equipment will be decommissioned by the Department's MIS group.

Building # 033 – Administration Business Office



Size: 24,320 Gross square feet, 4 floors, no basement.

Uses: Administration, Security, Arsenal, Business Office, Parole, Guidance, CO Locker Room, Phone Room.

Heating: Circulated hot water from main facility heating loop.

Domestic Hot Water: Electric

Water: Underground served from the site water distribution system.

Sanitary: Facility site wide collection system.

Electrical: Fed from facility electrical system, with backup generation from facility main generator.

Ventilation: Natural through windows, Mechanical Exhaust.

Refrigeration: Domestic refrigerators, window air conditioners, split air conditioning system, water coolers.

Emergency Systems: Emergency lighting, remote fire alarm to arsenal, stand pipe.

Phone/Data: Main hub for both systems.

Closure Actions:

The building is to be closed in an unheated condition. The following specifics for building systems layup are provided:

Heat: Hot water radiator systems, piping and circulators will be drained and air pressure utilized to assure proper removal of water.

Domestic Hot Water System: Domestic hot water is produced by an electric hot water heater. These heaters will be disconnected from the electric supply, drained, disconnected from the plumbing, and the supply piping to the building flushed and drained.

Water: Water is provided to the building from the underground site distribution systems. The supply should be turned off at the underground curb valve and the supply line opened inside the building. All site distribution supplies that originate in this building must be drained. All water supplies to fixtures should be disconnected and the distribution lines within the building drained of all water utilizing compressed air as needed.

Sanitary: The building sanitary system ties into the facility wide sanitary system. All traps accessible should be disassembled and drained. Drain any tank type toilets. Add non-toxic antifreeze to toilets/urinals, building traps and any floor drain traps.

Electric: Electric Service to this building is provided through underground power lines that are located around the site. Power will be disconnected at the nearest disconnect switch.

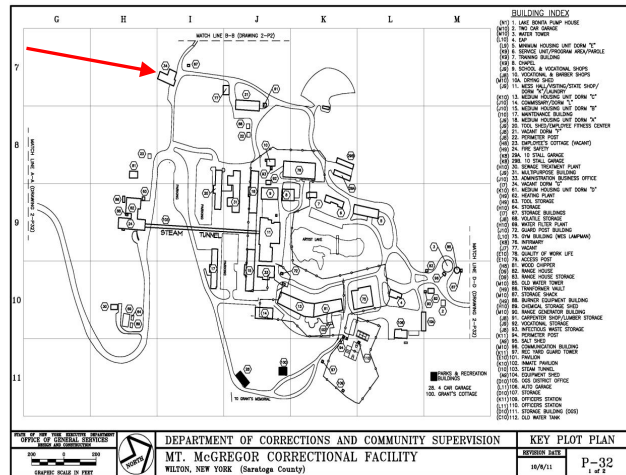
Ventilation: Windows are to be closed. Mechanical exhaust system is to be shut down at the appropriate circuit breaker. Disconnect and close all dampers are to be checked to assure they are closed tightly. Assure bird screens are in place on all louvers. Shut all dampers and fix in the closed position.

Emergency systems: All emergency systems must remain active until all other services to the building are disconnected and occupancy is eliminated as well as combustible storage. Emergency lighting batteries can be removed. Stand pipe will be isolated and drained using compressed air when needed.

Refrigeration Systems: Domestic style refrigeration units, water coolers, and window air conditioners will be removed from the facility for reuse at other facilities or disposed of in accordance with applicable regulations. Split type air conditioning system will have all refrigerant removed and be recharged with nitrogen for long term lay up. The facility's refrigerant program will be amended to reflect all changes and will then be filed for future reference.

Phone/Data: This equipment will be decommissioned by the Department's MIS group.

Building # 034 – Vacant Housing Dorm G



Size: 18,795 Gross square feet, 3 floors with basement

Uses: Closed as part of the Mt. McGregor Camp closure.

Heating: #2 oil fired hot water boiler. (Secured and drained)

Domestic Hot Water: #2 oil fired hot domestic water heater. (Secured and drained)

Water: Underground served from the site water distribution system (Secured and drained)

Sanitary: Facility site wide collection system.

Electrical: Fed from facility electrical system, with backup generation from facility main generator (perimeter lighting only)

Ventilation: Operable windows, mechanical exhaust.

Refrigeration: Removed

Emergency Systems: Emergency lighting, dual-up alarm system (disabled).

Phone/Data: Main hub for both systems.

Closure Actions:

The building has been closed as part of the Mt. McGregor Camp closure in an unheated condition. The following specifics for building systems layup are provided:

Heat: (Secured and drained). Verification will need to be made to ensure that building has been closed per DOCCS standards.

Domestic Hot Water System: (Secured and drained). Verification will need to be made to ensure that building has been closed per DOCCS standards.

Water: (Secured and drained). Verification will need to be made to ensure that building has been closed per DOCCS standards.

Sanitary: (Secured and drained). Verification will need to be made to ensure that building has been closed per DOCCS standards.

Electric: Electric Service to this building is provided through overhead power lines that are located around the site. Power will be disconnected at the nearest disconnect switch.

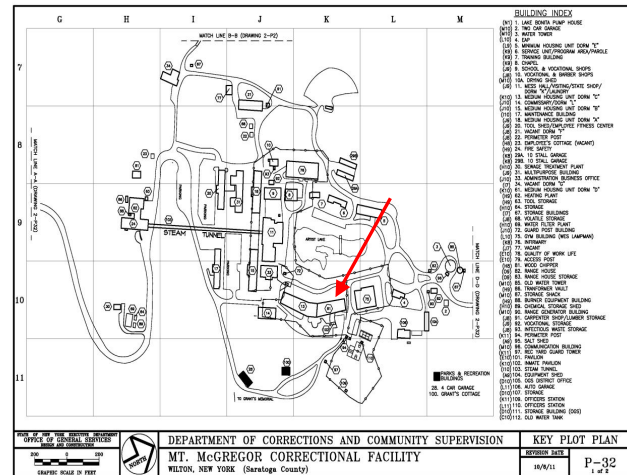
Ventilation: Exhaust fans have been powered down and windows have been closed. Verification will need to be made to ensure that building has been closed per DOCCS standards.

Emergency systems: Dial-up system has been powered down. Emergency light batteries have been removed.

Refrigeration Systems: Refrigeration units have been removed from the facility for reuse at other facilities, or disposed of in accordance with applicable regulations.

Phone/Data: This equipment will be decommissioned by the Department's MIS group.

Building # 061 – Medium Housing Dorm D



Size: 54,806 Gross square feet 4 floors with basement

Uses: Inmate housing / SHU

Heating: Circulated hot water from main facility heating loop.

Domestic Hot Water: Steam Instantaneous.

Water: Underground served from the site water distribution system.

Sanitary: Facility site wide collection system.

Electrical: Fed from facility electrical system, with backup generation from facility main generator.

Ventilation: Natural through windows, mechanical exhaust, make-up air system.

Refrigeration: Domestic refrigerators, window air conditioners, water coolers.

Emergency Systems: Emergency lighting, remote fire alarm to arsenal, stand pipe.

Phone/Data: Main hub for both systems.

Closure Actions:

The building is to be closed in an unheated condition. The following specifics for building systems layup are provided:

Heat: Hot water radiator systems, piping and circulators will be drained and air pressure utilized to assure proper removal of water.

Domestic Hot Water System: Steam instantaneous water heater will be valved off and drained. Electrical supply will be isolated from the heater controls and the supply piping to the building flushed and drained.

Water: Water is provided to the building from the underground site distribution systems. The supply should be turned off at the underground curb valve and the supply line opened inside the building. All site distribution supplies that originate in this building must be drained. All water supplies to fixtures should be disconnected and the distribution lines within the building drained of all water utilizing compressed air as needed.

Sanitary: The building sanitary system ties into the facility wide sanitary system. All traps accessible should be disassembled and drained. Drain any tank type toilets. Add non-toxic antifreeze to toilets/urinals, building traps and any floor drain traps.

Electric: Electric Service to this building is provided through underground power lines that are located around the site. Power will be disconnected at the nearest disconnect switch.

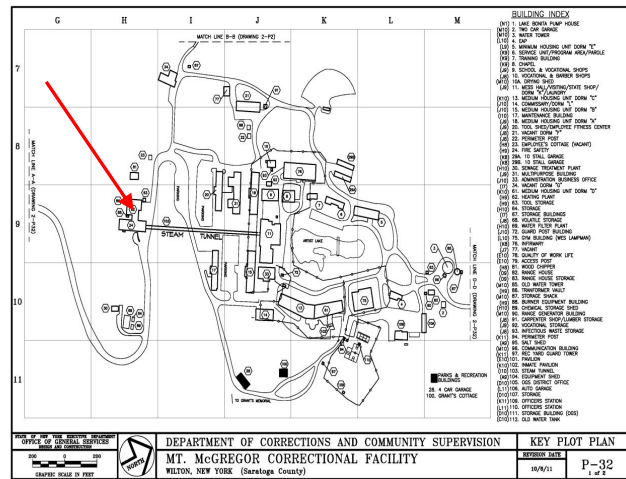
Ventilation: Windows are to be closed. Mechanical exhaust system is to be shut down at the appropriate circuit breaker. Make-up air system will be electrically isolated and the heating coils secured and drained. Disconnect and close all dampers are to be checked to assure they are closed tightly. Assure bird screens are in place on all louvers. Shut all dampers and fix in the closed position.

Emergency systems: All emergency systems must remain active until all other services to the building are disconnected and occupancy is eliminated as well as combustible storage. Emergency lighting batteries can be removed. Stand pipe will be isolated and drained using compressed air when needed.

Refrigeration Systems: Domestic style refrigeration units, water coolers, and window air conditioners will be removed from the facility for reuse at other facilities or disposed of in accordance with applicable regulations. Split type air conditioning system will have all refrigerant removed and be recharged with nitrogen for long term lay up. The facility's refrigerant program will be amended to reflect all changes and will then be filed for future reference.

Phone/Data: This equipment will be decommissioned by the Department's MIS group.

Building # 062 – Heating Plant



Size: 12,716 Gross square feet 1 floor with basement

Uses: Steam production, heating loop distribution point, main facility generator and switchgear.

Heating: Steam

Domestic Hot Water: Electric

Water: Underground served from the site water distribution system.

Sanitary: Facility site wide collection system.

Electrical: Fed from facility electrical system, with backup generation from facility main generator.

Ventilation: Natural through windows, mechanical ventilation.

Refrigeration: Domestic refrigerators, window air conditioners.

Emergency Systems: Emergency lighting, stand pipe.

Phone/Data: Main hub for both systems.

Closure Actions:

The building is to be closed in an unheated condition. The following specifics for building systems layup are provided:

Heat: This building serves as the main distribution point for steam and facility hot water heating loop. This will be one of the last buildings closed. Closure actions will include decommissioning of main steam producing boilers and ancillary equipment.

Domestic Hot Water System: Domestic hot water is produced by an electric hot water heater. These heaters will be disconnected from the electric supply, drained, disconnected from the plumbing, and the supply piping to the building flushed and drained.

Water: Water is provided to the building from the underground site distribution systems. The supply should be turned off at the underground curb valve and the supply line opened inside the building. All site distribution supplies that originate in this building must be drained. All water supplies to fixtures should be disconnected and the distribution lines within the building drained of all water utilizing compressed air as needed.

Sanitary: The building sanitary system ties into the facility wide sanitary system. All traps accessible should be disassembled and drained. Drain any tank type toilets. Add non-toxic antifreeze to toilets/urinals, building traps and any floor drain traps.

Electric: This building serves as the main distribution point for power to most of the facility including Grants Cottage, Grant Cottage Welcome Center, and a radio tower for Saratoga County Emergency Management Services. This will be one of the last buildings closed. Closure activities will include decommissioning of the main facility distribution switchgear and back up generator.

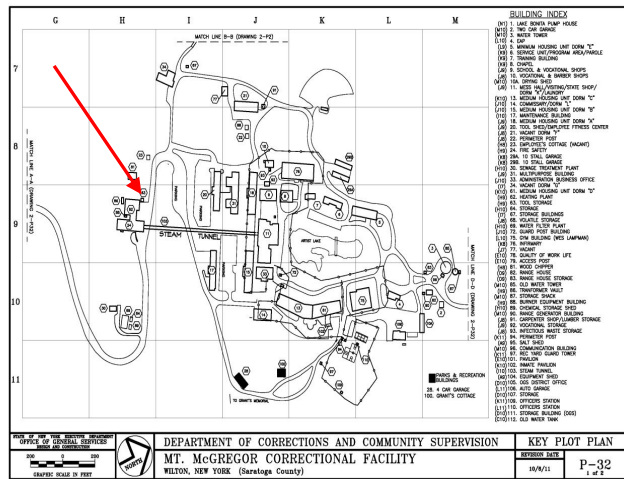
Ventilation: Windows are to be closed. Mechanical exhaust system is to be shut down at the appropriate circuit breaker. Make-up air system will be electrically isolated and the heating coils secured and drained. Disconnect and close all dampers are to be checked to assure they are closed tightly. Assure bird screens are in place on all louvers. Shut all dampers and fix in the closed position.

Emergency systems: All emergency systems must remain active until all other services to the building are disconnected and occupancy is eliminated as well as combustible storage. Emergency lighting batteries can be removed. Stand pipe will be isolated and drained using compressed air when needed.

Refrigeration Systems: Domestic style refrigeration units and window air conditioners will be removed from the facility for reuse at other facilities or disposed of in accordance with applicable regulations. The facility's refrigerant program will be amended to reflect all changes and will then be filed for future reference.

Phone/Data: This equipment will be decommissioned by the Department's MIS group.

Building # 063 – Tool storage



Size: 794 Gross square feet 1 floor with no basement.

Uses: tool storage / work shop.

Heating: Hanging unit heater fed from main facility hot water heating loop.

Domestic Hot Water: N/A

Water: N/A

Sanitary: N/A

Electrical: Fed from facility electrical system, with backup generation from facility main generator.

Ventilation: Natural through windows.

Refrigeration: N/A

Emergency Systems: N/A

Phone/Data: Phone

Closure Actions:

The building is to be closed in an unheated condition. The following specifics for building systems layup are provided:

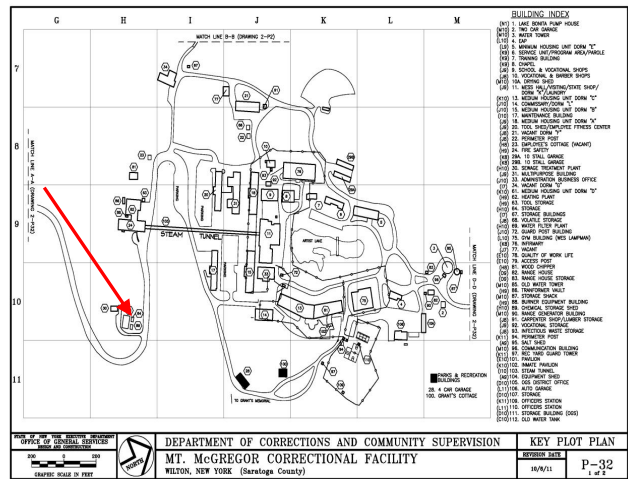
Heat: Hanging unit heater will be isolated and drained; air pressure may be utilized to assure proper removal of water.

Electric: Electric Service to this building is fed from building #62. Power will be isolated at the nearest disconnect.

Ventilation: Close windows.

Phone/Data: This equipment will be decommissioned by the Department's MIS group.

Building # 064 – Storage



Size: 176 Gross square feet 1 floor with no basement.

Uses: Storage

Heating: N/A

Domestic Hot Water: N/A

Water: N/A

Sanitary: N/A

Electrical: N/A

Ventilation: N/A

Refrigeration: N/A

Emergency Systems: N/A

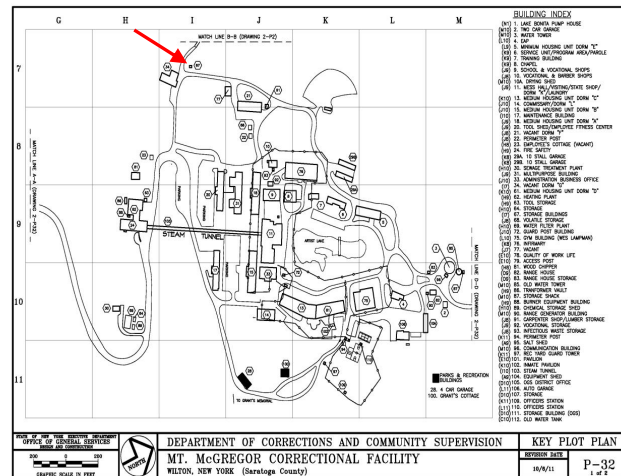
Phone/Data: N/A

Closure Actions:

The following specifics for building systems layup are provided:

Remove contents and secure building.

Building # 067 – Storage Bldg.



Size: 233 Gross square feet 1 floor with no basement.

Uses: Storage

Heating: N/A

Domestic Hot Water: N/A

Water: N/A

Sanitary: N/A

Electrical: N/A

Ventilation: N/A

Refrigeration: N/A

Emergency Systems: N/A

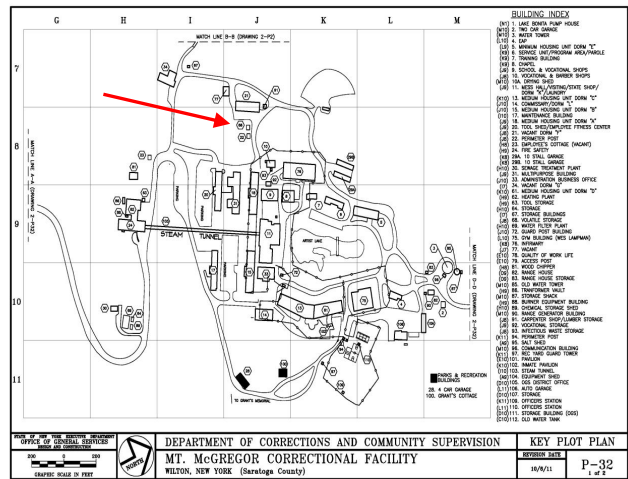
Phone/Data: N/A

Closure Actions:

The following specifics for building systems layup are provided:

Remove contents and secure building.

Building # 068 – Volatile Storage



Size: 184 Gross square feet 1 floor with no basement.

Uses: Storage

Heating: N/A

Domestic Hot Water: N/A

Water: N/A

Sanitary: N/A

Electrical: N/A

Ventilation: N/A

Refrigeration: N/A

Emergency Systems: N/A

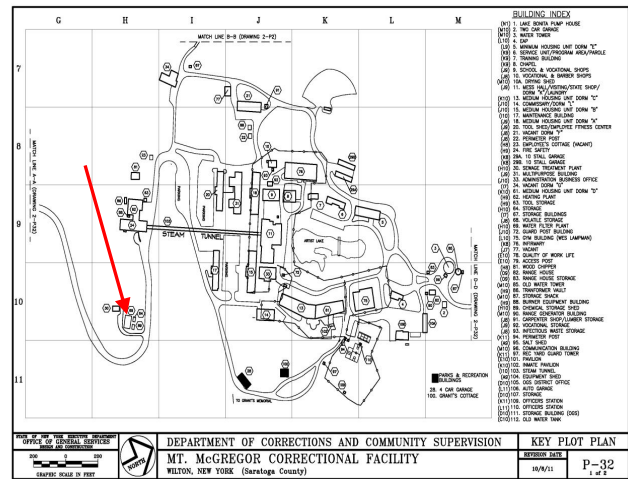
Phone/Data: N/A

Closure Actions:

The following specifics for building systems layup are provided:

Remove contents and secure building.

Building # 069 – Water Filter Plant



Size: 2,331 Gross square feet 1 floor with no basement.

Uses: Water Treatment

Heating: Propane furnace and electric in lab area.

Domestic Hot Water: Electric

Water: Underground served from the site water distribution system. This building provides potable water to the facility.

Sanitary: Facility site wide collection system.

Electrical: Fed from facility electrical system, with backup generation from facility main generator.

Ventilation: Natural through windows, mechanical ventilation.

Refrigeration: Domestic refrigerators, window air conditioners.

Emergency Systems: Emergency lighting.

Phone/Data: Main hub for both systems.

Closure Actions:

The building is to be closed in an unheated condition. The following specifics for building systems layup are provided.

Heat: Propane Tank will be returned to the supplier. Propane heater will be isolated from facility power at the nearest breaker. Electric heat will be isolated at the nearest breaker.

Domestic Hot Water System: Domestic hot water is produced by an electric hot water heater. These heaters will be disconnected from the electric supply, drained, disconnected from the plumbing, and the supply piping to the building flushed and drained.

Water: Water is provided to the facility distribution system from this building. This will be one of the last buildings closed. Closure actions will include decommissioning of the diatomaceous earth filtration system and ancillary equipment.

Sanitary: The building sanitary system ties into the facility wide sanitary system. All traps accessible should be disassembled and drained. Drain any tank type toilets. Add non-toxic antifreeze to toilets/urinals, building traps and any floor drain traps.

Electric: Electric Service to this building is provided through underground power lines that are located around the site. Power will be disconnected at the nearest disconnect switch.

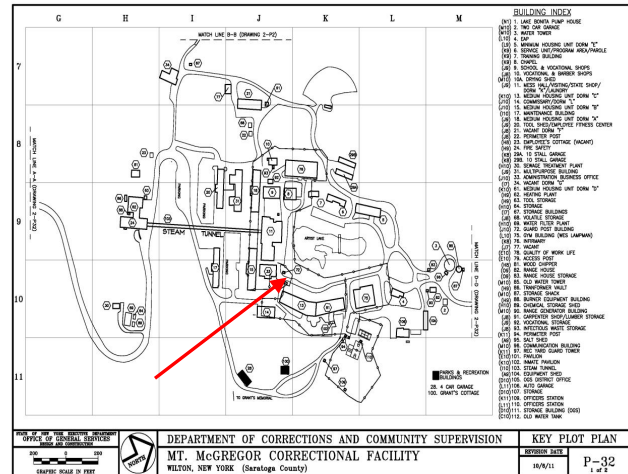
Ventilation: Windows are to be closed. Mechanical exhaust system is to be shut down at the appropriate circuit breaker. Disconnect and close all dampers are to be checked to assure they are closed tightly. Assure bird screens are in place on all louvers. Shut all dampers and fix in the closed position.

Emergency systems: All emergency systems must remain active until all other services to the building are disconnected and occupancy is eliminated as well as combustible storage. Emergency lighting batteries can be removed. Stand pipe will be isolated and drained using compressed air when needed.

Refrigeration Systems: Domestic style refrigeration units and window air conditioner will be removed from the facility for reuse at other facilities or disposed of in accordance with applicable regulations. The facility's refrigerant program will be amended to reflect all changes and will then be filed for future reference.

Phone/Data: This equipment will be decommissioned by the Department's MIS group.

Building # 072 – Guard Post



Size: 139 Gross square feet 1 floor with no basement.

Uses: Guard Post

Heating: Electric

Domestic Hot Water: Electric

Water: Underground served from the site water distribution system.

Sanitary: Facility site wide collection system.

Electrical: Fed from facility electrical system, with backup generation from facility main generator.

Ventilation: Operable windows.

Refrigeration: Domestic refrigerator, window air conditioner.

Emergency Systems: N/A

Phone/Data: Main hub for both systems.

Closure Actions:

The building is to be closed in an unheated condition. The following specifics for building systems layup are provided.

Heat: Electric heater will be isolated at the nearest breaker.

Domestic Hot Water System: Domestic hot water is produced by an electric hot water heater. The heater will be disconnected from the electric supply, drained, disconnected from the plumbing, and the supply piping to the building flushed and drained.

Water: Water is provided to the facility distribution system from this building. This will be one of the last buildings closed. Closure actions will include decommissioning of the diatomaceous earth filtration system and ancillary equipment.

Sanitary: The building sanitary system ties into the facility wide sanitary system. All traps accessible should be disassembled and drained. Drain any tank type toilets. Add non-toxic antifreeze to toilets/urinals, building traps and any floor drain traps.

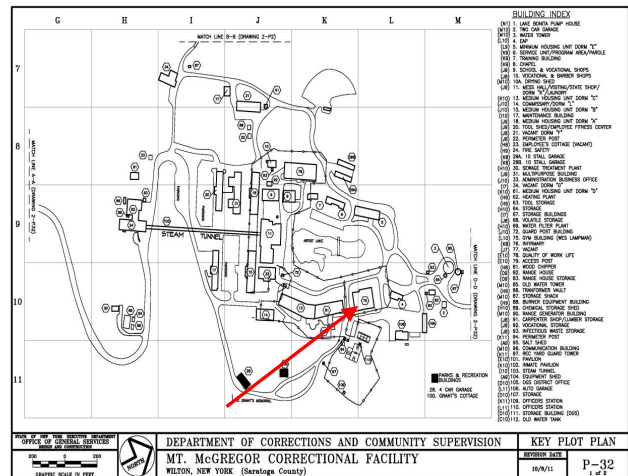
Electric: Electric Service to this building is provided through underground power lines that are located around the site. Power will be isolated at the nearest disconnect.

Ventilation: Close windows.

Refrigeration Systems: Domestic style refrigeration unit and window air conditioner will be removed from the facility for reuse at other facilities or disposed of in accordance with applicable regulations. The facility's refrigerant program will be amended to reflect all changes and will then be filed for future reference.

Phone/Data: This equipment will be decommissioned by the Department's MIS group.

Building # 075 – Gym



Size: 13,617 Gross square feet 1 floor with no basement.

Uses: Gymnasium - Recreation

Heating: Steam

Domestic Hot Water: Steam instantaneous.

Water: Underground served from the site water distribution system.

Sanitary: Facility site wide collection system.

Electrical: Fed from facility electrical system, with backup generation from facility main generator.

Ventilation: Natural through windows, mechanical supply and exhaust fans.

Refrigeration: Domestic refrigerators, window AC's, water coolers.

Emergency Systems: Emergency lighting, remote fire alarm to arsenal.

Phone/Data: Main hub for both systems.

Closure Actions;

The building is to be closed in an unheated condition. The following specifics for building systems layout are provided.

Heat: Steam heating system will be drained and air pressure utilized to assure proper removal of water. The radiator system and piping will be drained utilizing air pressure as necessary to remove trapped condensate water.

Domestic Hot Water System: Steam instantaneous water heater will be valved off and drained. Electrical supply will be isolated from the heater controls and the supply piping to the building flushed and drained.

Water: Water is provided to the facility distribution system from this building. This will be one of the last buildings closed. Closure actions will include decommissioning of the diatomaceous earth filtration system and ancillary equipment.

Sanitary: The building sanitary system ties into the facility wide sanitary system. All traps accessible should be disassembled and drained. Drain any tank type toilets. Add non-toxic antifreeze to toilets/urinals, building traps and any floor drain traps.

Electric: Electric Service to this building is provided through underground power lines that are located around the site.

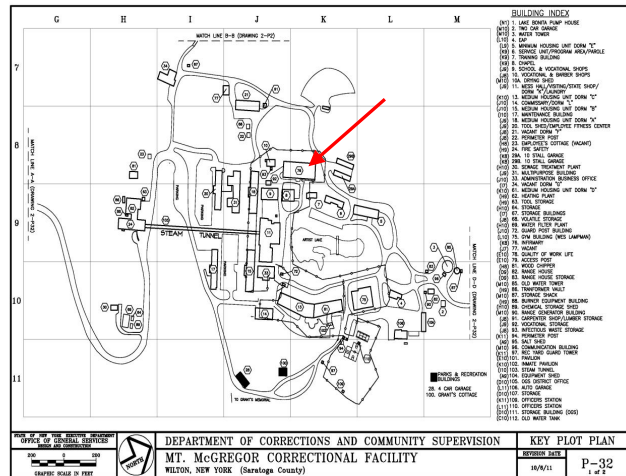
Ventilation: Ventilation exhaust and supply fan systems are to be shut down at the appropriate circuit breaker. The heating coils on the supply air units will be isolated and drained. Disconnect and close all dampers are to be checked to assure they are closed tightly. Assure bird screens are in place on all louvers. The heat and ventilation unit will be shut down and assure all bird screens are in place. Shut all dampers and fix in the closed position.

Emergency systems: All emergency systems must remain active until all other services to the building are disconnected and occupancy is eliminated as well as combustible storage. Emergency lighting batteries can be removed.

Refrigeration Systems: Domestic style refrigeration units, window air conditioners, and water coolers will be removed from the facility for reuse at other facilities or disposed of in accordance with applicable regulations. The facility's refrigerant program will be amended to reflect all changes and will then be filed for future reference.

Phone/Data: This equipment will be decommissioned by the Department's MIS group.

Building # 076 – Infirmary



Size: 35,966 Gross square feet 1 floor with basement.

Uses: Infirmary, Dental office, Isolation Rooms.

Heating: Steam to hot water converter.

Domestic Hot Water: Steam instantaneous.

Water: Underground served from the site water distribution system.

Sanitary: Facility site wide collection system.

Electrical: Fed from facility electrical system, with backup generation from facility main generator.

Ventilation: mechanical supply and exhaust fans.

Refrigeration: Domestic refrigerators, Central chiller, water coolers.

Emergency Systems: Emergency lighting, remote fire alarm to arsenal.

Phone/Data: Main hub for both systems.

Closure Actions:

The building is to be closed in an unheated condition. The following specifics for building systems layup are provided.

Heat: Steam to hot water heating systems will be drained. Hot water radiator systems and fresh air make-up units piping and circulators will be drained and air pressure utilized to assure proper removal of water.

Domestic Hot Water System: Steam instantaneous water heater will be valved off and drained. Electrical supply will be isolated from the heater controls and the supply piping to the building flushed and drained.

Water: Water is provided to the facility distribution system from this building. This will be one of the last buildings closed. Closure actions will include decommissioning of the diatomaceous earth filtration system and ancillary equipment.

Sanitary: The building sanitary system ties into the facility wide sanitary system. All traps accessible should be disassembled and drained. Drain any tank type toilets. Add non-toxic antifreeze to toilets/urinals, building traps and any floor drain traps.

Electric: Electric Service to this building is provided through underground power lines that are located around the site.

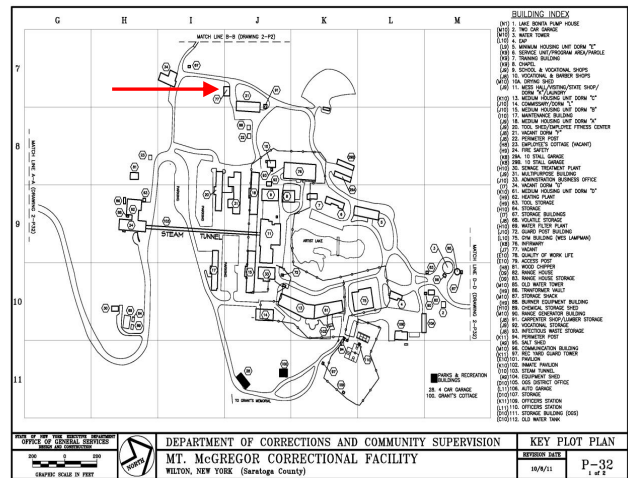
Ventilation: Ventilation exhaust and supply fan systems are to be shut down at the appropriate circuit breaker. The heating coils on the supply air units will be isolated and drained. Disconnect and close all dampers are to be checked to assure they are closed tightly. Assure bird screens are in place on all louvers. The heat and ventilation unit will be shut down and assure all bird screens are in place. Shut all dampers and fix in the closed position.

Emergency systems: All emergency systems must remain active until all other services to the building are disconnected and occupancy is eliminated as well as combustible storage. Emergency lighting batteries can be removed.

Refrigeration Systems: Domestic style refrigeration units and water coolers will be removed from the facility for reuse at other facilities or disposed of in accordance with applicable regulations. The central chillers will have their refrigerant removed, and be charged with nitrogen to preserve the units for future use. The facility's refrigerant program will be amended to reflect all changes and will then be filed for future reference.

Phone/Data: This equipment will be decommissioned by the Department's MIS group.

Building # 077 – Vacant



Size: 1,224 Gross square feet 1 floor with no basement.

Uses: Vacant closed

Heating: N/A

Domestic Hot Water: N/A

Water: N/A

Sanitary: N/A

Electrical: Fed from facility electrical system, with backup generation from facility main generator for lighting only.

Ventilation: Natural through windows.

Refrigeration: N/A

Emergency Systems: N/A

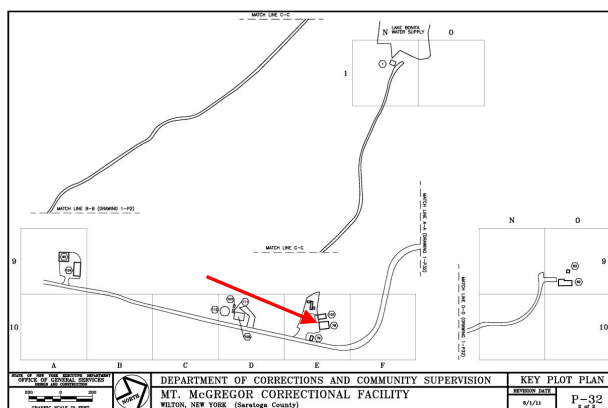
Phone/Data: N/A

Closure Actions:

The following specifics for building systems layout are provided.

Electric: Electric Service to this building is provided through overhead power lines that are located around the site. Power will be isolated at the nearest disconnect.

Building # 078 – QWL



Size: 4,848 Gross square feet 1 floor with no basement.

Uses: Meeting space, training.

Heating: Electric.

Domestic Hot Water: Electric

Water: None potable water from raw water line that supplies the water filtration plant.

Sanitary: Septic system

Electrical: Separately metered supply from utility.

Ventilation: Natural through windows.

Refrigeration: Domestic refrigerators, window air conditioners.

Emergency Systems: Emergency lighting.

Phone/Data: Phone

Closure Actions:

The building is to be closed in an unheated condition. The following specifics for building systems layup are provided.

Heat: Electric heater will be isolated at the nearest breaker.

Domestic Hot Water System: Domestic hot water is produced by an electric hot water heater. The heater will be disconnected from the electric supply, drained, disconnected from the plumbing, and the supply piping to the building flushed and drained.

Water: Water will be isolate at the water filtration plant. Lines will be drained.

Sanitary: The septic system will be pumped out and decommissioned.

Electric: Electric Service to this building will be disconnected at the meter box.

Ventilation: Close windows

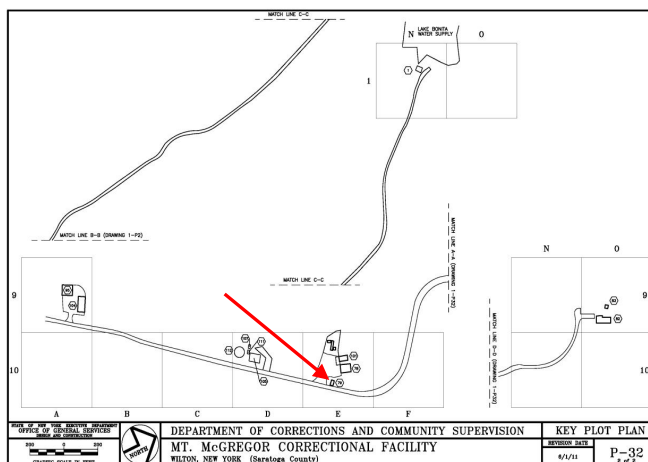
Emergency systems: Emergency lights will have the batteries removed.

Refrigeration Systems: Domestic style refrigeration units and window air conditioners will be removed from the facility for reuse at other facilities or disposed of in accordance with applicable regulations. The facility's refrigerant program will be amended to reflect all changes and will then be filed for future reference.

Propane: Propane is used for cooking. Propane equipment will be disconnected, the tank will be returned to the supplier.

Phone/Data: This equipment will be decommissioned by the Department's MIS group.

Building # 079 – Access Post



Size: Guard Post Main Entrance, 220 Gross square feet, 1 floor no basement

Uses: Guard Post

Heating: Electric, split pack heat pump.

Domestic Hot Water: Electric

Water: None potable water from raw water line that supplies the water filtration plant.

Sanitary: Facility site wide collection system.

Electrical: Fed from QWL building (separately metered).

Ventilation: Natural through windows.

Refrigeration: Domestic refrigerator, split pack heat pump.

Emergency Systems: Emergency lighting.

Phone/Data: Main hub for both systems.

Closure Actions:

The building is to be closed in an unheated condition. The following specifics for building systems layup are provided.

Heat: Electric, split pack heat pump will be isolated at the nearest breaker.

Domestic Hot Water System: Domestic hot water is produced by electric hot water heater. The heater will be disconnected from the electric supply, drained, disconnected from the plumbing, and the supply piping to the building flushed and drained.

Water: Water will be isolate at the water filtration plant. Lines will be drained.

Sanitary: The building sanitary system ties into the facility wide sanitary system. All traps accessible should be disassembled and drained. Drain any tank type toilets. Add non-toxic antifreeze to toilets/urinals, building traps and any floor drain traps.

Electric: Electric service from QWL will be isolated.

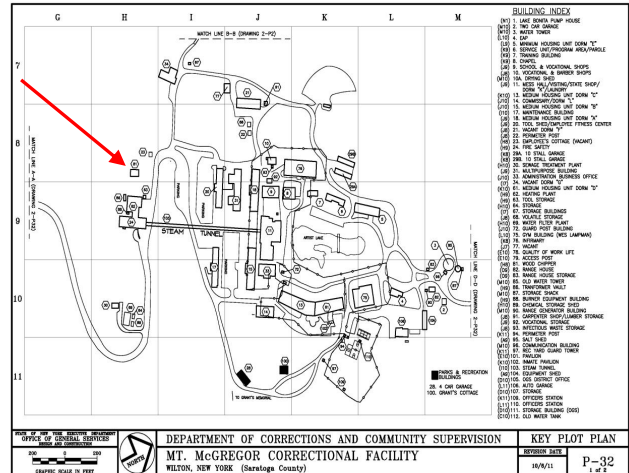
Ventilation: Close windows.

Emergency systems: All emergency systems must remain active until all other services to the building are disconnected and occupancy is eliminated as well as combustible storage. Emergency lighting batteries can be removed.

Refrigeration Systems: Domestic style refrigeration unit will be removed from the facility for reuse at other facilities or disposed of in accordance with applicable regulations. Split pack heat pump will be evacuated of refrigerant and filled with a nitrogen charge to preserve the unit for future use. The facility's refrigerant program will be amended to reflect all changes and will then be filed for future reference.

Phone/Data: This equipment will be decommissioned by the Department's MIS group.

Building # 081 – Wood Chipper



Size: 932 Gross square feet, 1 floor no basement

Uses: Wood chip storage (decommissioned).

Heating: N/A

Domestic Hot Water: N/A

Water: N/A

Sanitary: N/A

Electrical: N/A

Ventilation: N/A

Refrigeration:

Emergency Systems: N/A

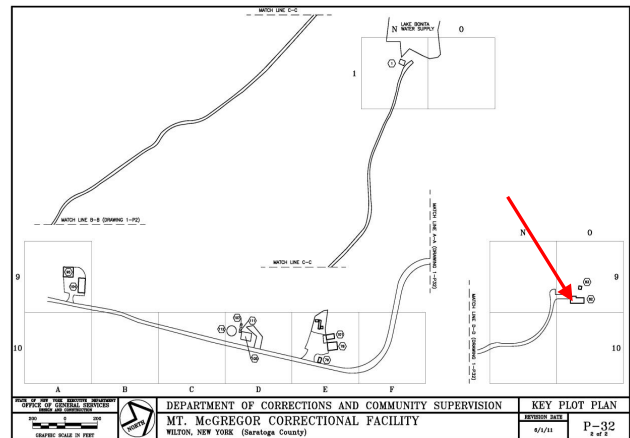
Phone/Data: N/A

Closure Actions;

The following specifics for building systems layup are provided:

Secure building.

Building # 082 – Range House



Size: 1,136 Gross square feet 1 floor with no basement.

Uses: Range building

Heating: Hot Air furnace fired by Propane

Domestic Hot Water: Electric.

Water: Well

Sanitary: Septic system.

Electrical: Fed from facility electrical system, with backup generation from facility main generator.

Ventilation: Natural through windows.

Refrigeration: Domestic refrigerator, window air conditioner.

Emergency Systems: Emergency lighting.

Phone/Data: Phone.

Closure Actions:

The building is to be closed in an unheated condition. The following specifics for building systems layup are provided.

Heat: Propane Tank will be returned to the supplier. Propane heater will be isolated from facility power at the nearest breaker. Electric heat will be isolated at the nearest breaker.

Water: Water is supplied by a well. Well pump will be electrically isolated.

Sanitary: Sanitary: The septic system will be pumped out and decommissioned.

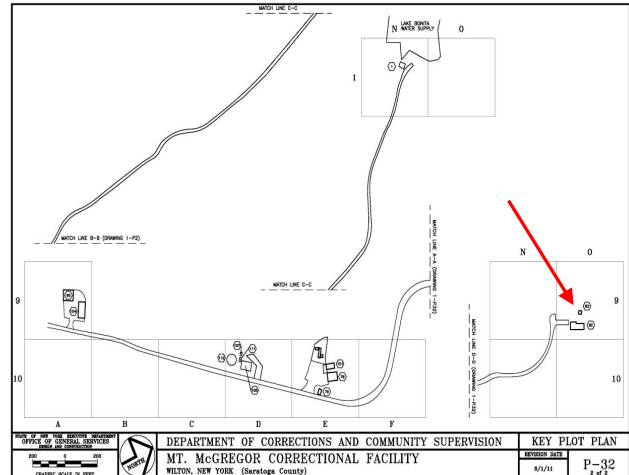
Electric: Electric Service to this building is provided through overhead power lines that are located around the site. Power will be isolated at the nearest disconnect switch.

Ventilation: Close windows.

Refrigeration Systems: Domestic style refrigeration unit and window air conditioner will be removed from the facility for reuse at other facilities or disposed of in accordance with applicable regulations. The facility's refrigerant program will be amended to reflect all changes and will then be filed for future reference.

Phone/Data: This equipment will be decommissioned by the Department's MIS group.

Building # 083 – Range House Storage



Size: 178 Gross square feet 1 floor with no basement.

Uses: Range building Storage

Heating: N/A

Domestic Hot Water: N/A

Water: N/A

Sanitary: N/A

Electrical: N/A

Ventilation: N/A

Refrigeration: N/A

Emergency Systems: N/A

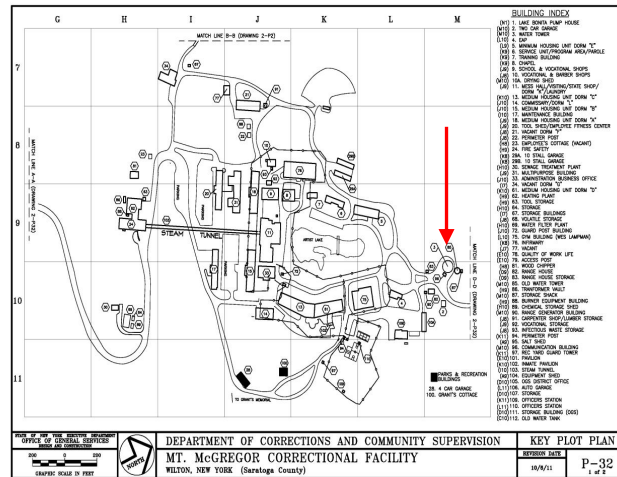
Phone/Data: N/A

Closure Actions:

The following specifics for building systems layup are provided:

Remove contents and secure building.

Building # 085 – Old Water Tower



Size: 1,904 Gross square feet 1 floor with no basement.

Uses: Water storage (decommissioned).

Heating: N/A

Domestic Hot Water: N/A

Water: N/A

Sanitary: N/A

Electrical: N/A

Ventilation: N/A

Refrigeration: N/A

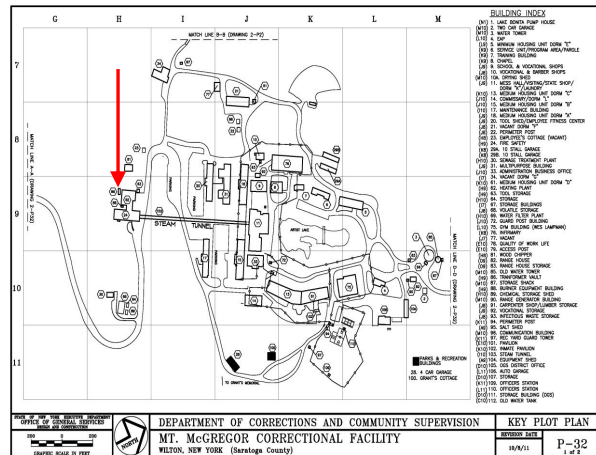
Emergency Systems: N/A

Phone/Data: N/A

Closure Actions;

The water tank has been decommissioned. No closure action needed.

Building # 086 – Transformer Vault



Size: 327 Gross square feet 1 floor with no basement.

Uses: Electrical Breaker feeder equipment

Heating: Electric

Domestic Hot Water: N/A

Water: N/A

Sanitary: N/A

Electrical: Houses distribution equipment for the majority of the facility.

Ventilation: N/A

Refrigeration: N/A

Emergency Systems: N/A

Phone/Data: N/A

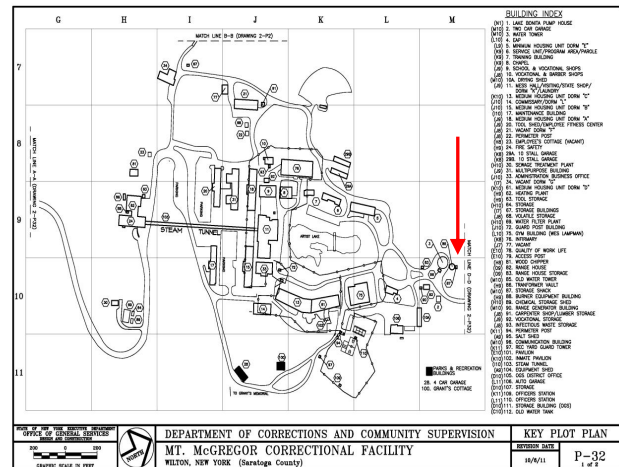
Closure Actions:

The building is to be closed in an unheated condition. The following specifics for building systems layup are provided.

Heat: Turn off electric heater.

Electric: This building will be one of the last buildings closed. Primary power for the majority of the facility is distributed from this building. Closure actions will include decommissioning of primary electrical distribution equipment.

Building # 087 – Storage Shack



Size: 77 Gross square feet 1 floor with no basement.

Uses: Storage

Heating: N/A

Domestic Hot Water: N/A

Water: N/A

Sanitary: N/A

Electrical: N/A

Ventilation: N/A

Refrigeration: N/A

Emergency Systems: N/A

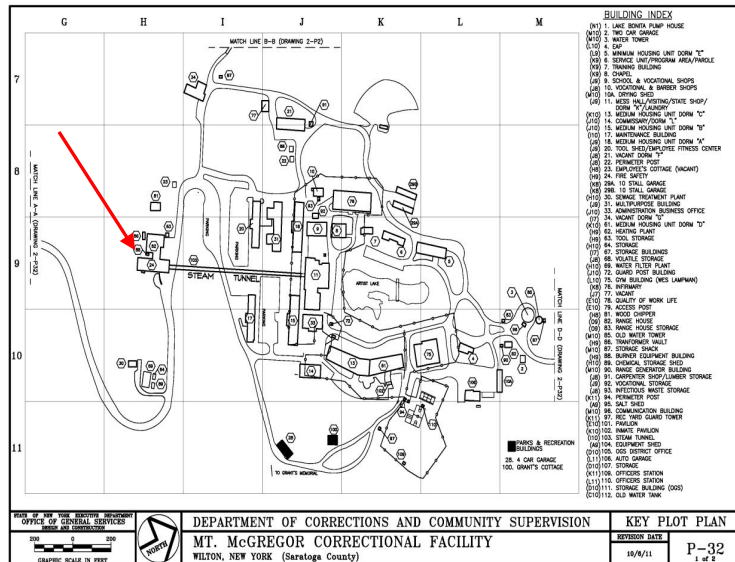
Phone/Data: N/A

Closure Actions:

The following specifics for building systems layup are provided:

Remove contents and secure Building.

Building # 088 – Burner Equipment Building



Size: 129 Gross square feet 1 floor with no basement.

Uses: No longer used.

Heating: N/A

Domestic Hot Water: N/A

Water: N/A

Sanitary: N/A

Electrical: N/A

Ventilation: N/A

Refrigeration: N/A

Emergency Systems: N/A

Phone/Data: N/A

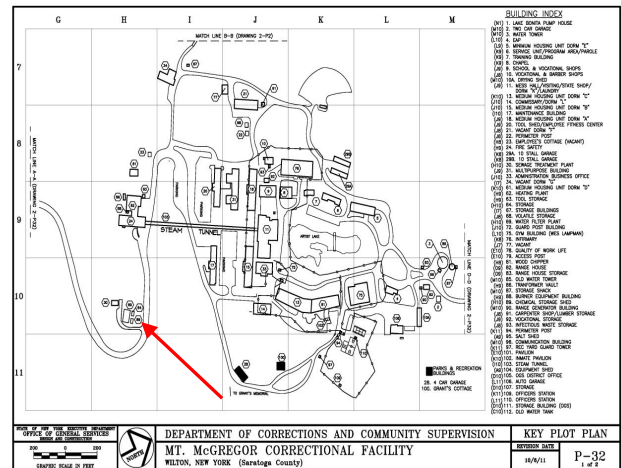
Closure Actions:

This building contains equipment which was part of the wood chip burning process. This equipment has been decommissioned.

The following specifics for building systems layup are provided:

Secure building.

Building # 089 – Chemical Storage



Size: 67 Gross square feet 1 floor with no basement.

Uses: Chemical Storage

Heating: N/A

Domestic Hot Water: N/A

Water: N/A

Sanitary: N/A

Electrical: N/A

Ventilation: N/A

Refrigeration: N/A

Emergency Systems: N/A

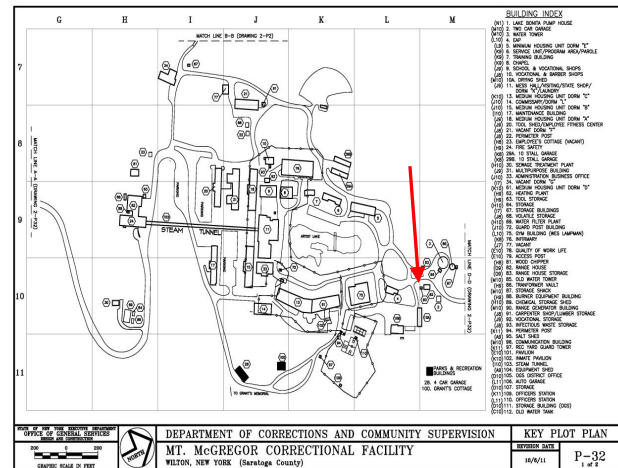
Phone/Data: N/A

Closure Actions:

The following specifics for building systems layup are provided:

Remove contents and secure building.

Building # 090 – Range Generator Building



Size: 96 Gross square feet 1 floor with no basement.

Uses: Range storage.

Heating: N/A

Domestic Hot Water: N/A

Water: N/A

Sanitary: N/A

Electrical: N/A

Ventilation: N/A

Refrigeration: N/A

Emergency Systems: N/A

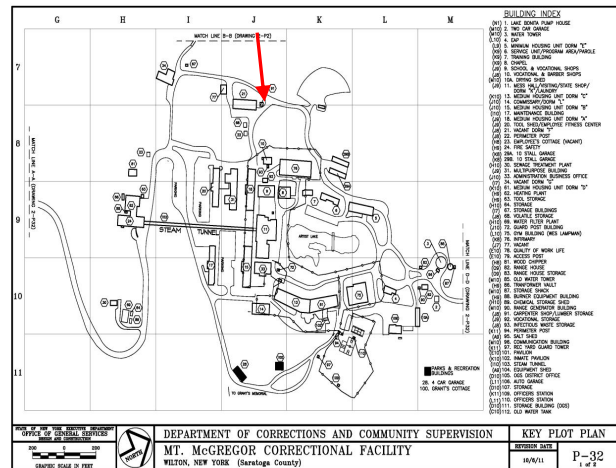
Phone/Data: N/A

Closure Actions:

The following specifics for building systems layout are provided:

Remove contents and secure building.

Building # 091 – Carpenter Shop / Lumber Storage



Size: 432 Gross square feet 1 floor with no basement.

Uses: Lumber Storage

Heating: N/A

Domestic Hot Water: N/A

Water: N/A

Sanitary: N/A

Electrical: N/A

Ventilation: N/A

Refrigeration: N/A

Emergency Systems: N/A

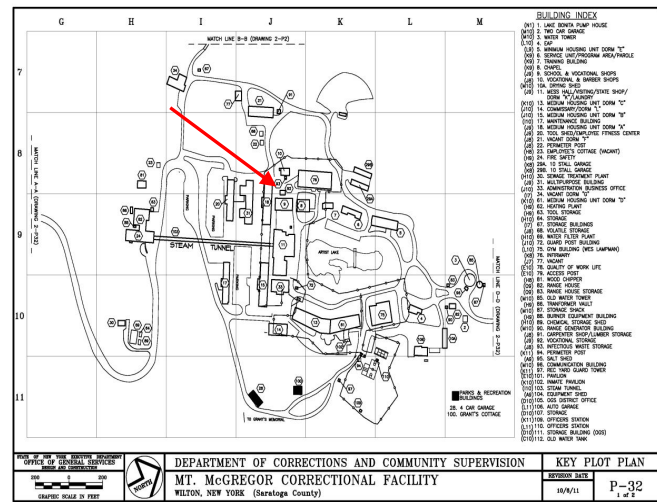
Phone/Data: N/A

Closure Actions:

The following specifics for building systems layup are provided:

Remove contents and secure Building.

Building # 092 – Vocational Storage



Size: 576 Gross square feet 1 floor with no basement.

Uses: Vocational Storage

Heating: N/A

Domestic Hot Water: N/A

Water: N/A

Sanitary: N/A

Electrical: Fed from facility electrical system, with backup generation from facility main generator (for lights only).

Ventilation: N/A

Refrigeration: N/A

Emergency Systems: N/A

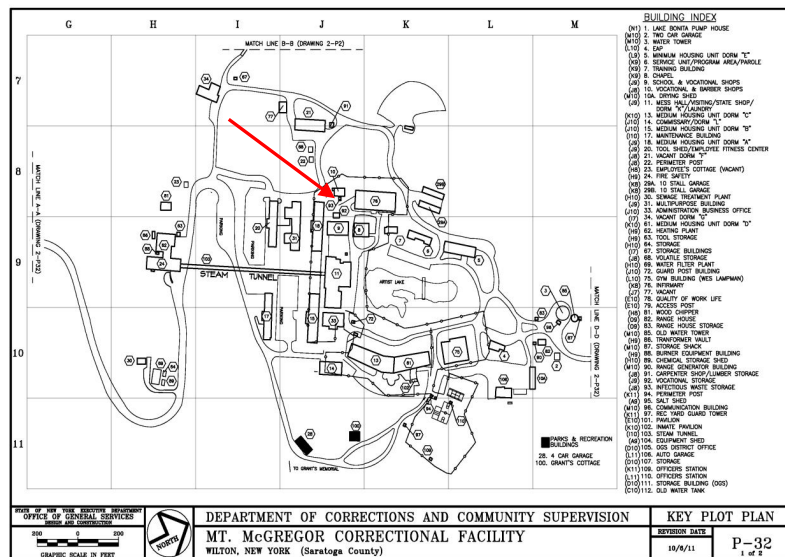
Phone/Data: N/A

Closure Actions:

The following specifics for building systems layup are provided:

Electric: Secure power at the nearest disconnect.

Remove contents and secure building.

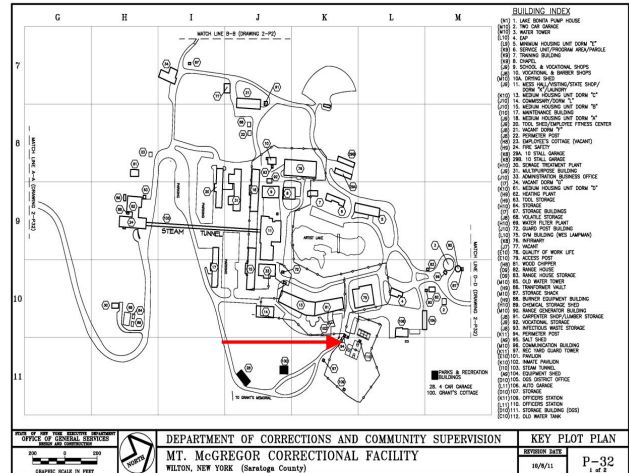


Uses: Medical Waste Storage
Heating: N/A
Domestic Hot Water: N/A
Water: N/A
Sanitary: N/A
Electrical: N/A
Ventilation: N/A
Refrigeration: N/A
Emergency Systems: N/A
Phone/Data: N/A

The following specifics for building systems layup are provided:

Remove contents and secure Building.

Building # 094 – Perimeter Post



Size: 64 Gross square feet 1 floor with no basement.

Uses: Removed, no longer at site.

Heating: N/A

Domestic Hot Water: N/A

Water: N/A

Sanitary: N/A

Electrical: N/A

Ventilation: N/A

Refrigeration: N/A

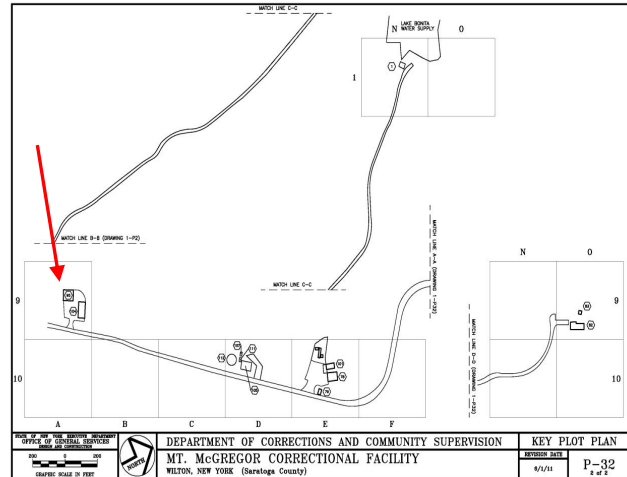
Emergency Systems: N/A

Phone/Data: N/A

Closure Actions:

This building no longer physically exists. Will be removed from the plot plan.

Building # 095 – Salt Storage Shed



Size: 2,450 Gross square feet 1 floor with no basement.

Uses: Salt – Sand Storage

Heating: N/A

Domestic Hot Water: N/A

Water: N/A

Sanitary: N/A

Electrical: Separately metered for lights only.

Ventilation: N/A

Refrigeration: N/A

Emergency Systems: N/A

Phone/Data: N/A

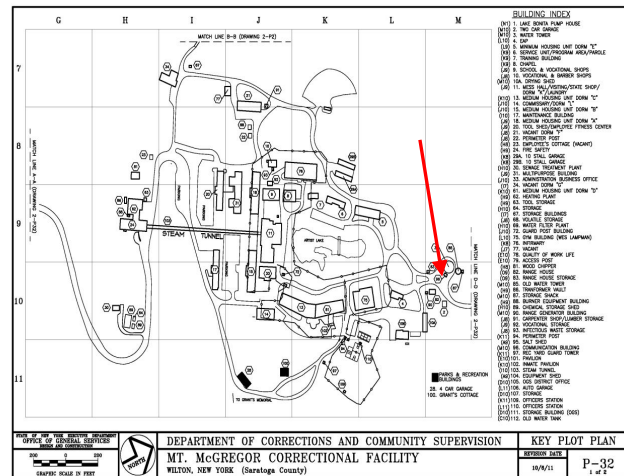
Closure Actions:

The following specifics for building systems layup are provided:

Electric: Electric Service to this building will be disconnected at the meter box.

Miscellaneous: All sand and/or salt is to be removed and area cleaned as per all rules and regulations.

Building # 096 – Communications Building



Size: 192 Gross square feet 1 floor with no basement.

Uses: Repeater Building.

Heating: Electric.

Domestic Hot Water: N/A

Water: N/A

Sanitary: N/A

Electrical: Fed from facility electrical system, with backup generation from facility main generator.

Ventilation: N/A

Refrigeration: N/A

Emergency Systems: N/A

Phone/Data: N/A

Closure Actions:

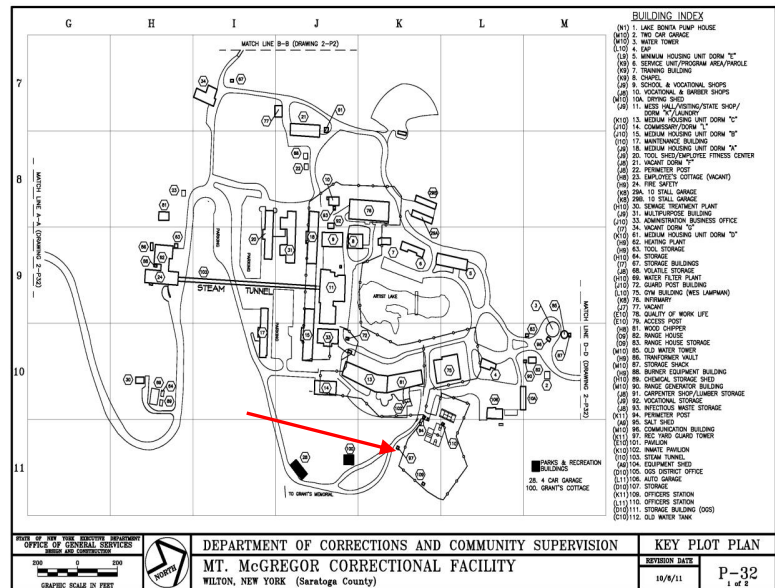
The building is to be closed in an unheated condition. The following specifics for building systems layup are provided:

Heat: Isolate electric heater at the nearest disconnect.

:

Electric: Power will be isolated at the nearest disconnect.

Building # 097 – Recreation Yard Guard Tower



Size: 64 Gross square feet 1 floor with no basement.

Uses: Security post.

Heating: Electric

Domestic Hot Water: N/A

Water: N/A

Sanitary: N/A

Electrical: Fed from facility electrical system, with backup generation from facility main generator.

Ventilation: Operable windows.

Refrigeration: N/A

Emergency Systems: N/A

Phone/Data: Phone.

Closure Actions:

The building is to be closed in an unheated condition. The following specifics for building systems layup are provided:

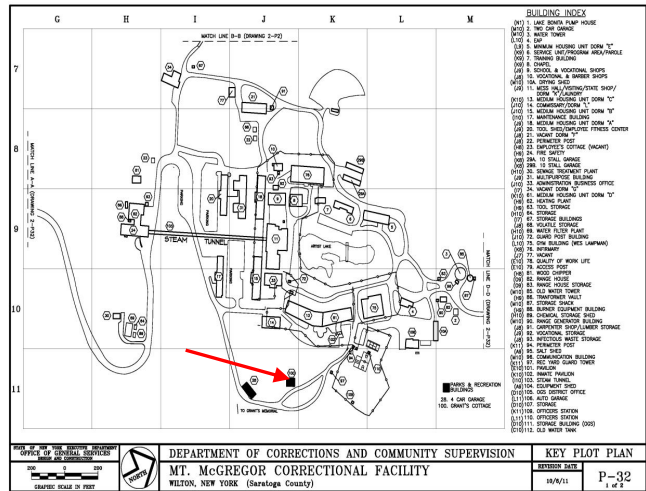
Heat: Isolate electric heater at the nearest disconnect.

:

Electric: Power will be isolated at the nearest disconnect.

Ventilation: Close windows.

Building # 100 – Grant's cottage (Parks and Recreation)



Size: 1,500 Gross square feet 2 floors with basement.

Uses: This is a historical building maintained by NYS Parks and Recreation.

Heating: Propane furnace.

Domestic Hot Water: Electric.

Water: Fed from L-Dorm.

Sanitary: Septic system.

Electrical: Fed from facility electrical system, with backup generation from facility main generator.

Ventilation: Operable windows.

Refrigeration: N/A

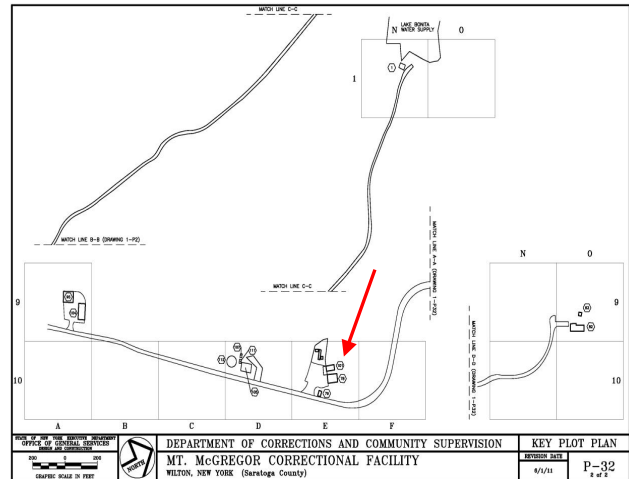
Emergency Systems: N/A

Phone/Data: Phone.

Closure Actions:

The building is maintained by NYS Parks and Recreation. Provisions will need to be made for power, water and phone service if building is to remain in operation.

Building # 101 – Pavilion



Size: 1,156 Gross square feet 1 floor with no basement.

Uses: recreation

Heating: N/A

Domestic Hot Water: N/A

Water: N/A

Sanitary: N/A

Electrical: Fed from QWL building which is separately metered. Lighting only.

Ventilation: N/A

Refrigeration: N/A

Emergency Systems: N/A

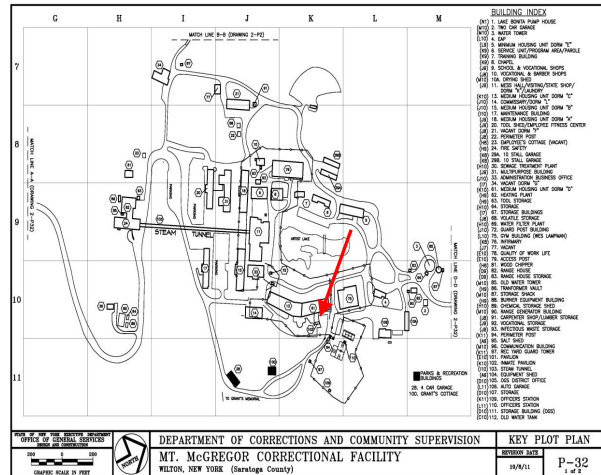
Phone/Data: N/A

Closure Actions;

The following specifics for building systems layup are provided:

Electric: Electric will be disconnected at the nearest disconnect.

Building # 102 – Inmate Pavilion



Size: 262 Gross square feet 1 floor with no basement.

Uses: N/A

Heating: N/A

Domestic Hot Water: N/A

Water: N/A

Sanitary: N/A

Electrical: N/A

Ventilation: N/A

Refrigeration: N/A

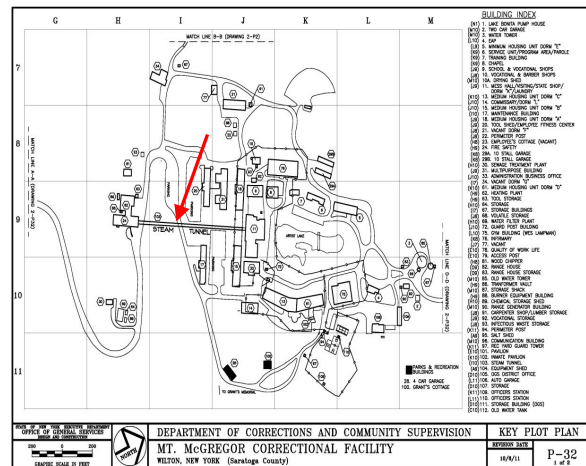
Emergency Systems: N/A

Phone/Data: N/A

Closure Actions:

This building is no longer used. No closure actions needed.

Building # 103 – Steam Tunnel



Size: 7,971 Gross square feet 1 floor with no basement.

Uses: Steam and utility tunnel.

Heating: Steam and heating lines are conveyed to the facility through this tunnel.

Domestic Hot Water: N/A

Water: Potable water lines are conveyed to the facility through this tunnel.

Sanitary: Sanitary lines are conveyed to the facility through this tunnel.

Electrical: Electrical lines are conveyed to the facility through this tunnel.

Ventilation: Natural ventilation.

Refrigeration: N/A

Emergency Systems: N/A

Phone/Data: Phone and data lines are conveyed to the facility through this tunnel.

Closure Actions:

The building is to be closed in an unheated condition. The following specifics for building systems layout are provided:

Heat: Steam and hot water lines will be secured, opened, and drained as one of the final steps of closure activity.

Water: Water lines will be secured, opened, and drained as one of the final steps of closure activity.

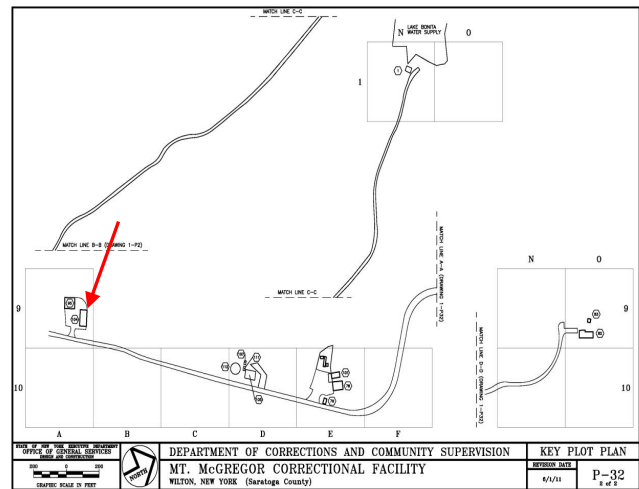
Sanitary: Sanitary lines will be flushed and may need to remain active if flow cannot be isolated.

Electric: Electric primary feeders will be de-energized by opening and removing the distribution breaker that feeds each primary. This will be done as one of the final steps of closure activity.

Ventilation: Natural ventilation will remain.

Phone/Data: This equipment will be decommissioned by the Department's MIS group.

Building # 104 – Equipment Shed



Size: 3,200 Gross square feet 1 floor with no basement.

Uses: Equipment Storage

Heating: Electric radiant heaters.

Domestic Hot Water: N/A

Water: N/A

Sanitary: N/A

Electrical: Separately metered source from the utility.

Ventilation: Natural.

Refrigeration: N/A

Emergency Systems: Emergency Lights.

Phone/Data: N/A

Closure Actions;

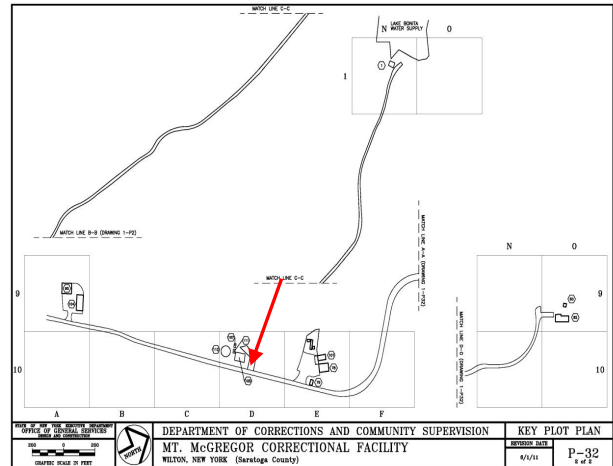
The building is to be closed in an unheated condition. The following specifics for building systems layup are provided:

Heat: Electric radiant heaters will be isolated at the nearest disconnect switch.

Electric: Electric will be isolated at the meter box feeding the building.

Emergency systems: Batteries will be removed from emergency lights.

Building # 105 – OGS District Office



Size: 1,680 Gross square feet 1 floor with no basement.

Uses: OGS office Space

Heating: Electric heat pump / ac unit.

Domestic Hot Water: Electric.

Water: Non potable water from raw water line that supplies the water filtration plant

Sanitary: Septic

Electrical: Separately metered account.

Ventilation: Operable windows and mechanical exhaust.

Refrigeration: Domestic refrigerator, heat pump / air conditioning unit.

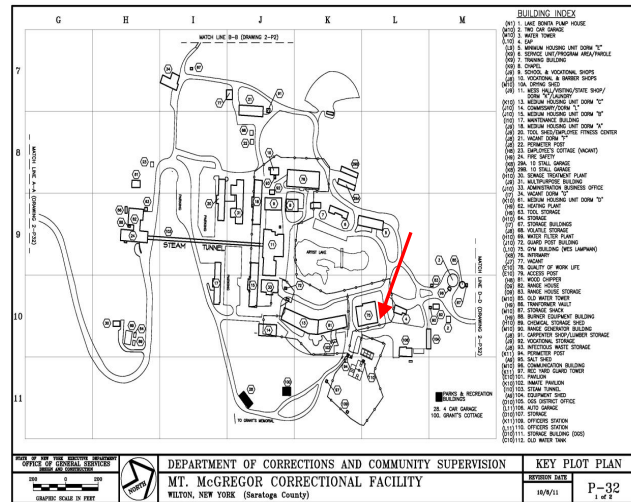
Emergency Systems: N/A

Phone/Data: Outside line and facility extension.

Closure Actions:

If this building is to remain open, a separate water supply would need to be provided.

Building # 106 – Auto Garage



Size: 3,200 Gross square feet 1 floor with no basement.

Uses: Vehicle Maintenance Garage

Heating: Propane fired in floor radiant heat.

Domestic Hot Water: Electric.

Water: Underground served from the site water distribution system.

Sanitary: Facility site wide collection system.

Electrical: Fed from facility electrical system, with backup generation from facility main generator.

Ventilation: Natural through doors and mechanical exhaust.

Refrigeration: Domestic refrigerator.

Emergency Systems: Emergency Lighting, remote fire alarm to arsenal.

Phone/Data: Main hub for both systems.

Closure Actions:

The building is to be closed in an unheated condition. The following specifics for building systems layup are provided:

Heat: Propane fired in floor radiant heat will be secured and air pressure utilized to assure proper removal of water. The propane tank will be returned to the supplier.

Domestic Hot Water System: Domestic hot water is produced by an electric hot water heater. The heater will be disconnected from the electric supply, drained, disconnected from the plumbing, and the supply piping to the building flushed and drained.

Water: Water is provided to the building from the underground site distribution systems. The supply should be turned off at the underground curb valve and the supply line opened inside the building. All site distribution supplies that originate in this building must be drained. All water supplies to fixtures should be disconnected and the distribution lines within the building drained of all water utilizing compressed air as needed.

Sanitary: The building sanitary system ties into the facility wide sanitary system. All traps accessible should be disassembled and drained. Drain any tank type toilets. Add non-toxic antifreeze to toilets/urinals, building traps and any floor drain traps.

Electric: Electric Service to this building is provided through underground power lines that are located around the site. Power will be disconnected at the nearest disconnect switch.

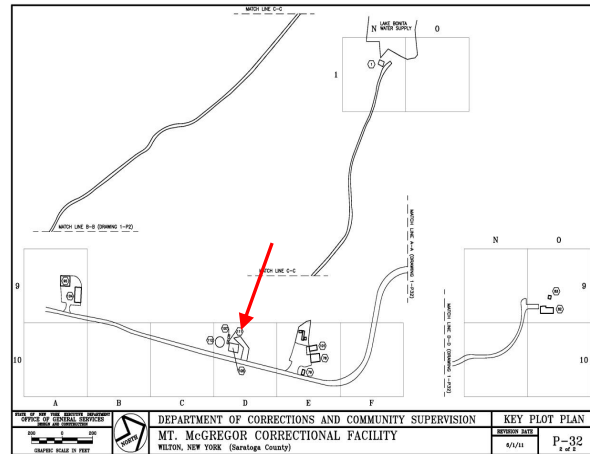
Ventilation: Doors are to be closed. Mechanical exhaust system is to be shut down at the appropriate circuit breaker. Disconnect and close all dampers are to be checked to assure they are closed tightly. Assure bird screens are in place on all louvers. Shut all dampers and fix in the closed position.

Emergency systems: All emergency systems must remain active until all other services to the building are disconnected and occupancy is eliminated as well as combustible storage. Emergency lighting batteries can be removed.

Refrigeration Systems: Domestic style refrigeration units will be removed from the facility for reuse at other facilities or disposed of in accordance with applicable regulations. The facility's refrigerant program will be amended to reflect all changes and will then be filed for future reference.

Phone/Data: This equipment will be decommissioned by the Department's MIS group.

Building # 107 – Storage



Size: 100 Gross square feet 1 floor with no basement.

Uses: Storage

Heating: N/A

Domestic Hot Water: N/A

Water: N/A

Sanitary: N/A

Electrical: N/A

Ventilation: N/A

Refrigeration: N/A

Emergency Systems: N/A

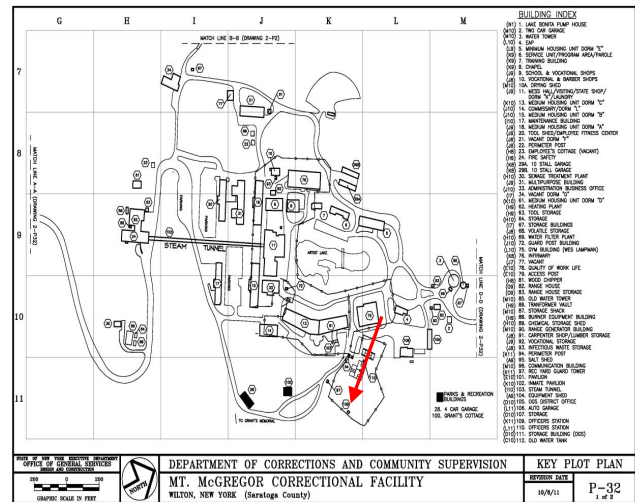
Phone/Data: N/A

Closure Actions;

The following specifics for building systems layup are provided:

This building is used by OGS for storage. No closure activities needed.

Building # 109 – Officers Station



Size: 25 Gross square feet 1 floor with no basement.

Uses: Removed from site.

Heating: N/A

Domestic Hot Water: N/A

Water: N/A

Sanitary: N/A

Electrical: N/A

Ventilation: N/A

Refrigeration: N/A

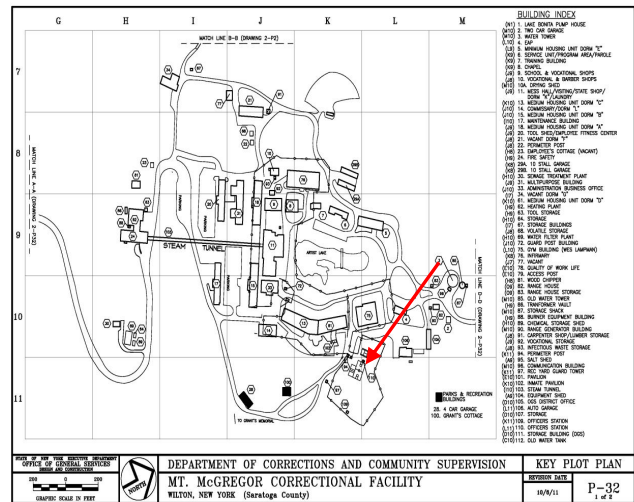
Emergency Systems: N/A

Phone/Data: N/A

Closure Actions;

This building has been removed. The facility plot plan will be amended to reflect this change.

Building # 110 – Officers Station



Size: 25 Gross square feet 1 floor with no basement.

Uses: Post

Heating: N/A

Domestic Hot Water: N/A

Water: N/A

Sanitary: N/A

Electrical: Fed from facility electrical system, with backup generation from facility main generator for lighting only.

Ventilation: N/A

Refrigeration: N/A

Emergency Systems: N/A

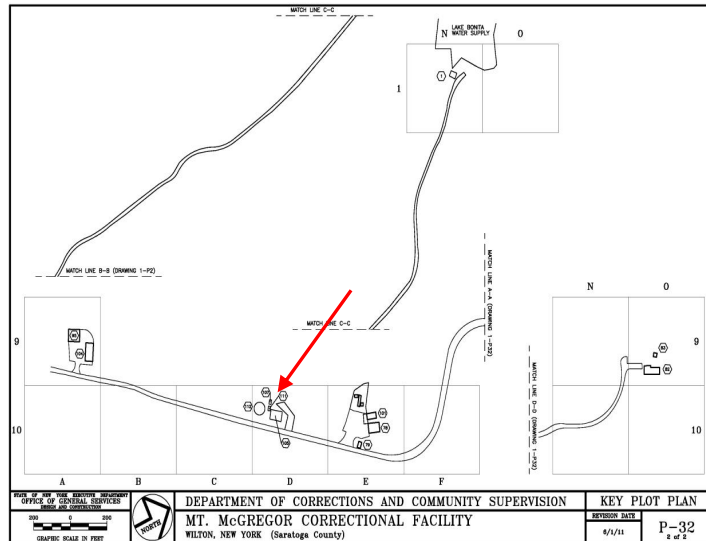
Phone/Data: N/A

Closure Actions:

The following specifics for building systems layup are provided:

Electric: Electric feed to this building will be isolated at the nearest disconnect switch.

Building # 111 – Storage



Size: 44 Gross square feet 1 floor with no basement.

Uses: Storage

Heating: N/A

Domestic Hot Water: N/A

Water: N/A

Sanitary: N/A

Electrical: N/A

Ventilation: N/A

Refrigeration: N/A

Emergency Systems: N/A

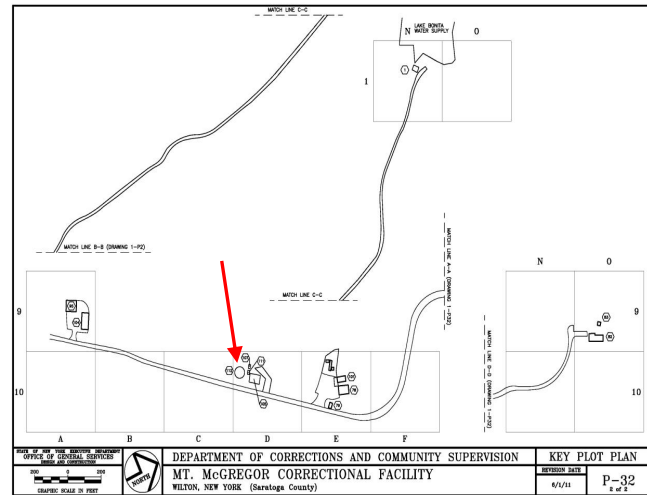
Phone/Data: N/A

Closure Actions:

The following specifics for building systems layup are provided:

Remove contents and secure building.

Building # 112 – Old Water Tank Mt. McGregor Road



Size:

Uses: Storage of Water

Heating: N/A

Domestic Hot Water: N/A

Water: N/A

Sanitary: N/A

Electrical: N/A

Ventilation: N/A

Refrigeration: N/A

Emergency Systems: N/A

Phone/Data: N/A

Closure Actions:

This water tower has been decommissioned for several years, no closure activities are needed.