



**SPECTRUM**  
ENGINEERS

## **ADDENDUM #01**

**Job:** SelectHealth – VCT 2<sup>nd</sup> Floor Remodel 2021  
**Job Number:** 210701  
**Date:** January 26, 2022

---

### DISCIPLINES

Mechanical Engineering  
Electrical Engineering  
Technology Design  
Acoustical Engineering  
Lighting Design  
Theatre Design  
Fire Protection Engineering  
Building Commissioning

## **ELECTRICAL – DIV 26**

### **DRAWINGS**

#### **SHEET - ED102**

1. Updated demolition general notes.

#### **SHEET - ED202, EL102**

1. Additional fixtures added to demolition scope.

### **END OF ADDENDUM**

### CENTERS OF

### ENGINEERING EXCELLENCE

Healthcare  
Higher Education  
K-12 Education  
Government  
Houses of Worship  
Special Projects

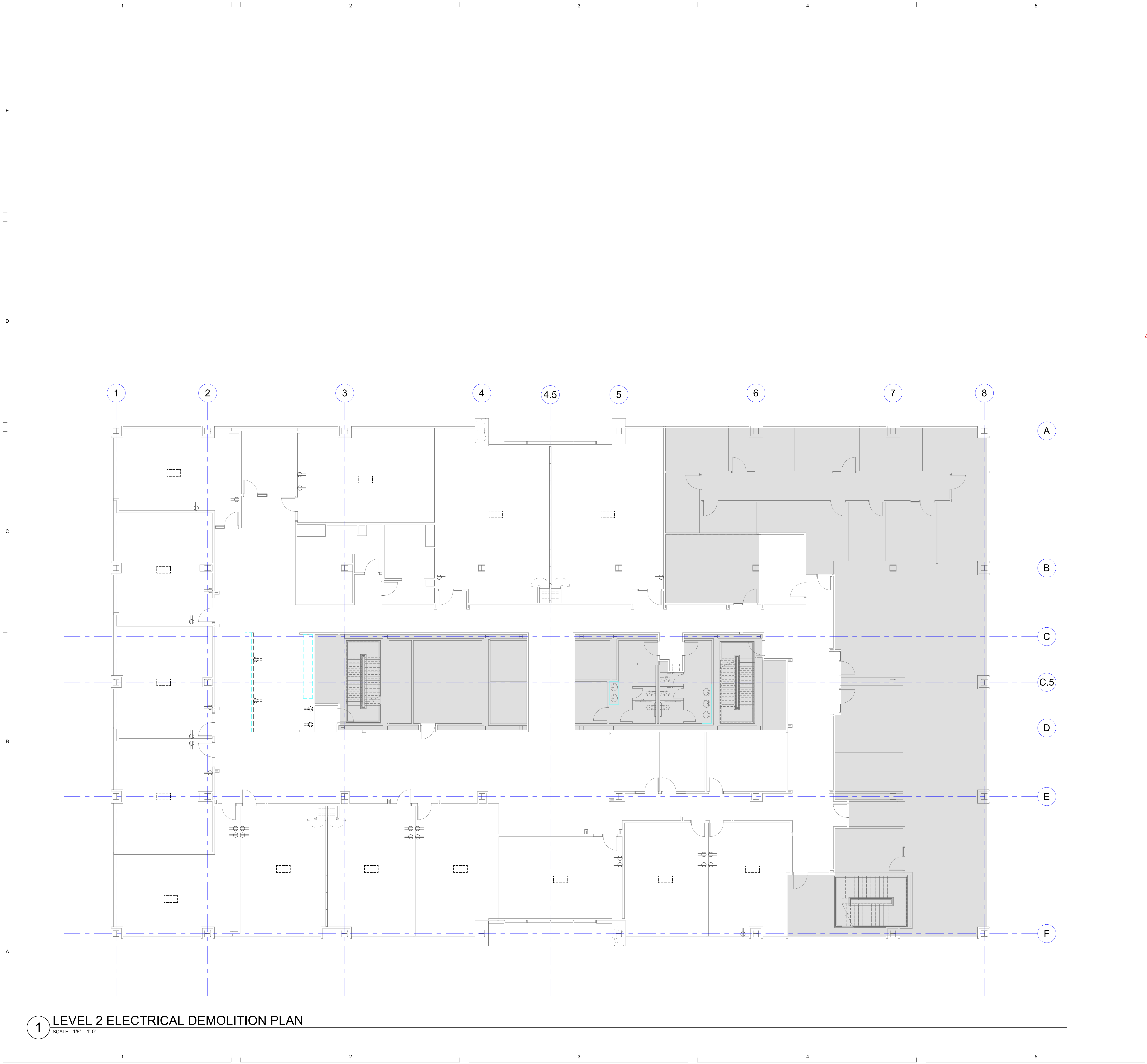
### SALT LAKE CITY

324 S. State Street  
Suite 400  
Salt Lake City, UT 84111  
phone: 801-328-5151  
fax: 801-328-5155

### PHOENIX

1501 W. Fountainhead Parkway  
Suite 340  
Tempe, AZ 85282  
phone: 480-621-3444  
fax: 480-621-3445

www.spectrum-engineers.com  
800-678-7077



**1 LEVEL 2 ELECTRICAL DEMOLITION PLAN**  
SCALE: 1/8" = 1'-0"

**GENERAL SHEET NOTES**

- 1 UNLESS NOTED OTHERWISE REMOVE ALL LIGHTING FIXTURES DEVICES AND EQUIPMENT SHOWN DASHED. REMOVE CONDUIT AND WIRING BACK TO PANELBOARD OF ORIGIN OR TO FIRST ACTIVE DEVICE THAT REMAINS.
- 2 SALVAGE ALL LIGHT FIXTURES, TWIST-LOCK RECEPTACLES AND WALLPLATES, CEILING SPEAKERS AND SECURITY AND FIRE ALARM DEVICES TO OWNER. PROTECT SALVAGED EQUIPMENT FROM DAMAGE.
- 3 PRIOR TO SUBMITTING BID, VISIT THE SITE AND FIELD VERIFY THE EXTENT OF ELECTRICAL DEMOLITION WORK TO MEET THE INTENT OF THE BID DOCUMENTS AND INCLUDE ALL COSTS IN BID.
- 4 PRIOR TO REMOVAL OF ANY ELECTRICAL EQUIPMENT OR WIRING, FIELD VERIFY THAT THE EQUIPMENT OR WIRING IS INACTIVE OR NO LONGER IN USE.
- 5 REMOVE ALL DEVICES, RACEWAYS AND WIRING FROM WALLS TO BE REMOVED. WHERE ACTIVE RACEWAYS OCCUR IN WALLS TO BE REMOVED, RE-ROUTE THE RACEWAY WITH ASSOCIATED WIRING TO KEEP THE CIRCUIT OPERATIONAL.
- 6 REMOVE ALL FIRE ALARM DEVICES WHERE EXISTING WALLS AND CEILINGS ARE BEING REMOVED. WITH ASSOCIATED CONDUIT AND WIRING. EXISTING FIRE ALARM DEVICES AND SYSTEM NOT INDICATED FOR REMOVAL SHALL REMAIN ACTIVE THROUGHOUT DEMOLITION AND CONSTRUCTION UNTIL THE NEW SYSTEM IS TESTED AND OPERATIONAL. MAINTAIN ALL CLASS A FIRE ALARM INITIATING AND INDICATING LOOPS WHERE EXISTING DEVICES ARE REMOVED.
- 7 REMOVE ALL ABANDONED RACEWAY, CONDUIT, WIRING AND CABLING WHETHER ABANDONED PREVIOUS TO THIS PROJECT OR AS A RESULT OF THIS PROJECT. NOT ALL ABANDONED ITEMS ARE SHOWN ON THESE PLANS AND FIELD VERIFICATION OF DEMOLITION SCOPE EXTENT IS REQUIRED.
- 8 DEVICES MARKED "RR" ARE TO BE REMOVED AND RELOCATED PER NEW PLANS. EXTEND CIRCUITING AS REQUIRED FOR RELOCATION.
- 9 ALL ITEMS INDICATED TO REMAIN SHALL BE PROTECTED DURING ALL PHASES OF CONSTRUCTION.

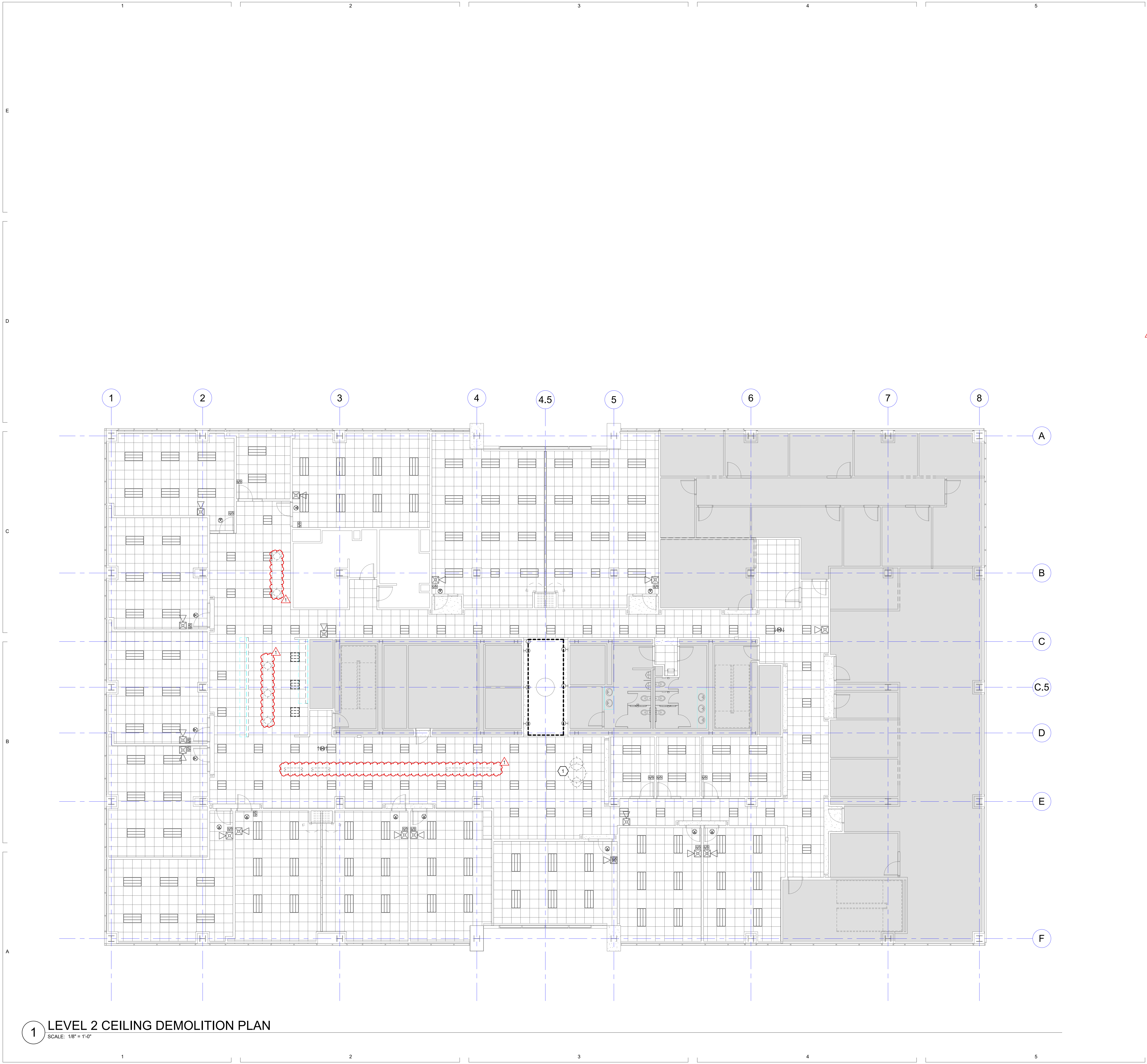
**SHEET KEYNOTES**



REV	DATE	DESCRIPTION
1	1/26/22	ADD #1

VCBO NUMBER:	20236
CLIENT NUMBER:	00000
DATE:	12-23-2016

**SELECTHEALTH-VCT 2ND FLOOR REMODEL 2021**  
 INTERMOUNTAIN HEALTHCARE  
 VALLEY CENTER TOWER - 5373 SOUTH GREEN STREET,  
 MURRAY, UTAH  
 CONSTRUCTION DOCUMENTS (REVIEW SET)



1 LEVEL 2 CEILING DEMOLITION PLAN  
SCALE: 1/8" = 1'-0"

**GENERAL SHEET NOTES**

- 1 UNLESS NOTED OTHERWISE REMOVE ALL LIGHTING FIXTURES DEVICES AND EQUIPMENT SHOWN DASHED. REMOVE CONDUIT AND WIRING BACK TO PANELBOARD OF ORIGIN OR TO FIRST ACTIVE DEVICE THAT REMAINS.
- 2 SALVAGE ALL LIGHT FIXTURES, TWIST-LOCK RECEPTACLES AND WALLPLATES, CEILING SPEAKERS AND SECURITY AND FIRE ALARM DEVICES TO OWNER. PROTECT SALVAGED EQUIPMENT FROM DAMAGE.
- 3 PRIOR TO SUBMITTING BID, VISIT THE SITE AND FIELD VERIFY THE EXTENT OF ELECTRICAL DEMOLITION WORK TO MEET THE INTENT OF THE BID DOCUMENTS AND INCLUDE ALL COSTS IN BID.
- 4 PRIOR TO REMOVAL OF ANY ELECTRICAL EQUIPMENT OR WIRING, FIELD VERIFY THAT THE EQUIPMENT OR WIRING IS INACTIVE OR NO LONGER IN USE.
- 5 REMOVE ALL DEVICES, RACEWAYS AND WIRING FROM WALLS TO BE REMOVED. WHERE ACTIVE RACEWAYS OCCUR IN WALLS TO BE REMOVED, RE-ROUTE THE RACEWAY WITH ASSOCIATED WIRING TO KEEP THE CIRCUIT OPERATIONAL.
- 6 REMOVE ALL FIRE ALARM DEVICES WHERE EXISTING WALLS AND CEILINGS ARE BEING REMOVED. WITH ASSOCIATED CONDUIT AND WIRING. EXISTING FIRE ALARM DEVICES AND SYSTEM NOT INDICATED FOR REMOVAL SHALL REMAIN ACTIVE THROUGHOUT DEMOLITION AND CONSTRUCTION UNTIL THE NEW SYSTEM IS TESTED AND OPERATIONAL. MAINTAIN ALL CLASS A FIRE ALARM INITIATING AND INDICATING LOOPS WHERE EXISTING DEVICES ARE REMOVED.
- 7 REMOVE ALL ABANDONED RACEWAY, CONDUIT, WIRING AND CABLING WHETHER ABANDONED PREVIOUS TO THIS PROJECT OR AS A RESULT OF THIS PROJECT. NOT ALL ABANDONED ITEMS ARE SHOWN ON THESE PLANS AND FIELD VERIFICATION OF DEMOLITION SCOPE EXTENT IS REQUIRED.
- 8 DEVICES MARKED "RR" ARE TO BE REMOVED AND RELOCATED PER NEW PLANS. EXTEND CIRCUITING AS REQUIRED FOR RELOCATION.
- 9 ALL ITEMS INDICATED TO REMAIN SHALL BE PROTECTED DURING ALL PHASES OF CONSTRUCTION.

**SHEET KEYNOTES**

- 1 REMOVE LIGHTS CAREFULLY. PROTECT FIXTURES AND RETURN TO OWNER.



REV	DATE	DESCRIPTION
1	1/28/22	ADD #1

VCBO NUMBER:	20236
CLIENT NUMBER:	00000
DATE:	12-23-2016

**SELECTHEALTH-VCT 2ND FLOOR REMODEL 2021**  
 INTERMOUNTAIN HEALTHCARE  
 VALLEY CENTER TOWER - 5373 SOUTH GREEN STREET,  
 MURRAY, UTAH  
 CONSTRUCTION DOCUMENTS (REVIEW SET)






**GENERAL SHEET NOTES**

- 1 EXISTING EMERGENCY LIGHTING AND EXIT SIGNAGE IS TO REMAIN AS IS.
- 2 CONNECT ALL NEW LIGHTS TO EXISTING LIGHTING CIRCUIT PREVIOUSLY FEEDING LIGHTING IN EACH AREA.

**SHEET KEYNOTES**

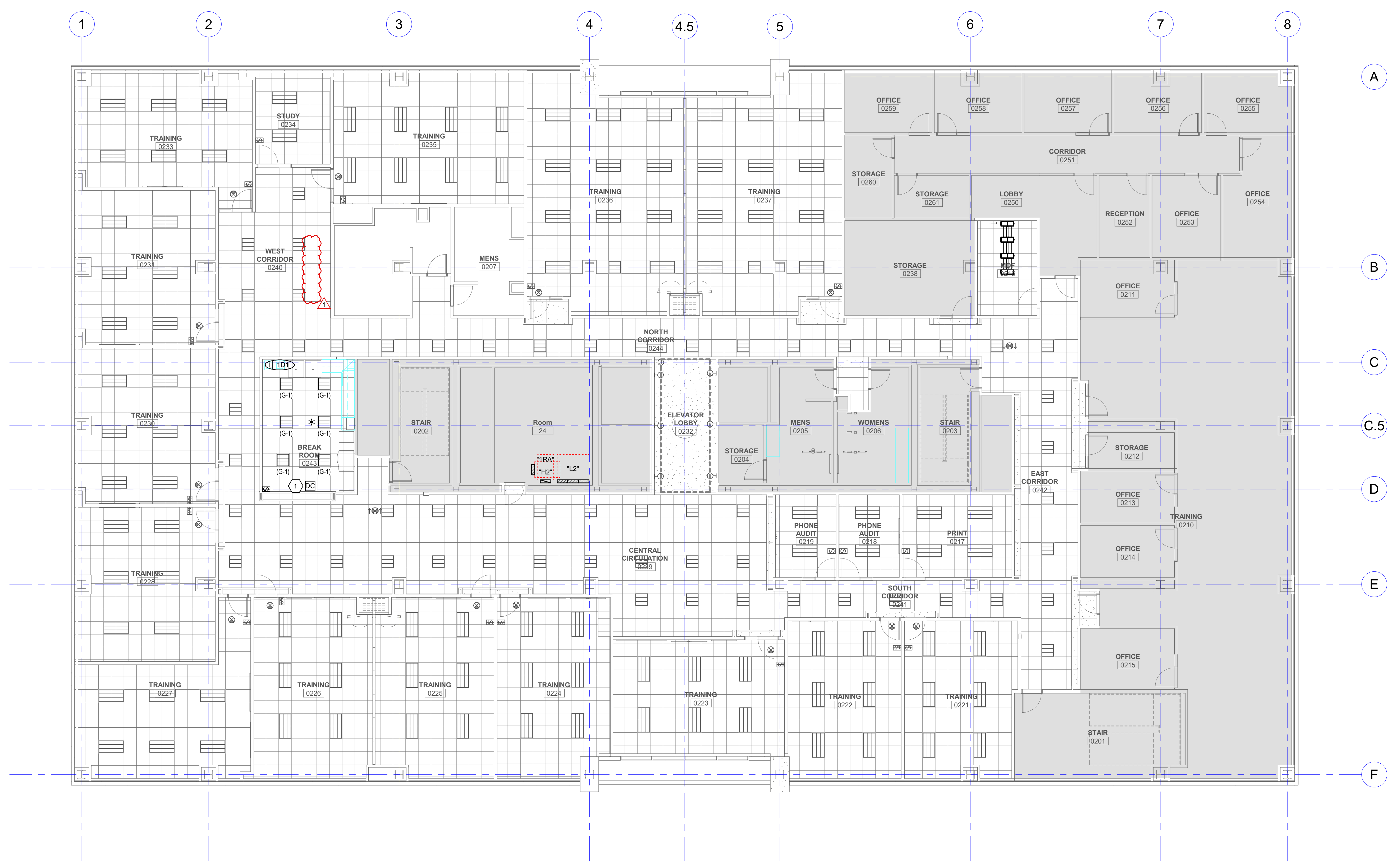
- 1 CONNECT TO EXISTING LIGHTING CIRCUIT PREVIOUSLY FEEDING LIGHTING IN THIS AREA.



REV	DATE	DESCRIPTION
1	1/28/22	ADD #1

VCBO NUMBER: 20236  
 CLIENT NUMBER: 00000  
 DATE: 12-23-2016

**SELECTHEALTH-VCT 2ND FLOOR REMODEL 2021**  
 INTERMOUNTAIN HEALTHCARE  
 VALLEY CENTER TOWER - 5373 SOUTH GREEN STREET,  
 MURRAY, UTAH  
 CONSTRUCTION DOCUMENTS (REVIEW SET)



**1 LEVEL 2 LIGHTING PLAN**  
 SCALE: 1/8" = 1'-0"