



ARCHITECTS SUPPLEMENTAL INSTRUCTIONS

To: **Saunders Construction**
1601 N 750 W
Harrisville, UT 84404

Suppl. Instr. No.: **3**

Date of Issuance: **3/18/19**

Contractor's RFI No.:

Project: **DaVinci Academy**
Middle D Playground
215 22nd St.
Ogden, UT 84401

Architect: **Case, Lowe & Hart, Inc.**
2484 Washington Blvd., Ste. 510
Ogden, UT 84401

Architect's Proj. No.: **18250**

Contract Date:

Contract For:

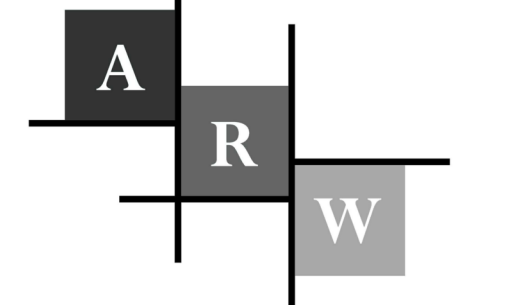
The Work shall be carried out in accordance with the following supplemental instructions issued in accordance with the Contract Documents. If there is no change in the Contract Sum, proceed with the work described herein without change in Contract Sum or Contract Time. Should the directive herein result in a change in the Contract Sum, you are hereby requested to submit an itemized proposal to CLH to provide additional Work or a credit as described herein. Included in your proposal all applicable contractor overhead, profit and bond costs. Include in your proposal a request for any extension to the Contract Time which may be required to complete the Work. If your proposal is found to be complete and satisfactory, a Change Order will be prepared for signature. THIS IS NOT A CHANGE ORDER, NOR A DIRECTION TO PROCEED WITH THE WORK DESCRIBED HEREIN THAT MAY RESULT IN A CHANGE IN CONTRACT SUM. PROCEED WITH WORK THAT CHANGES THE CONTRACT SUM ONLY UPON AUTHORIZATION BY THE OWNER.

Updated structural plans removing play equipment opening

Attachments: **S101 (updated)**

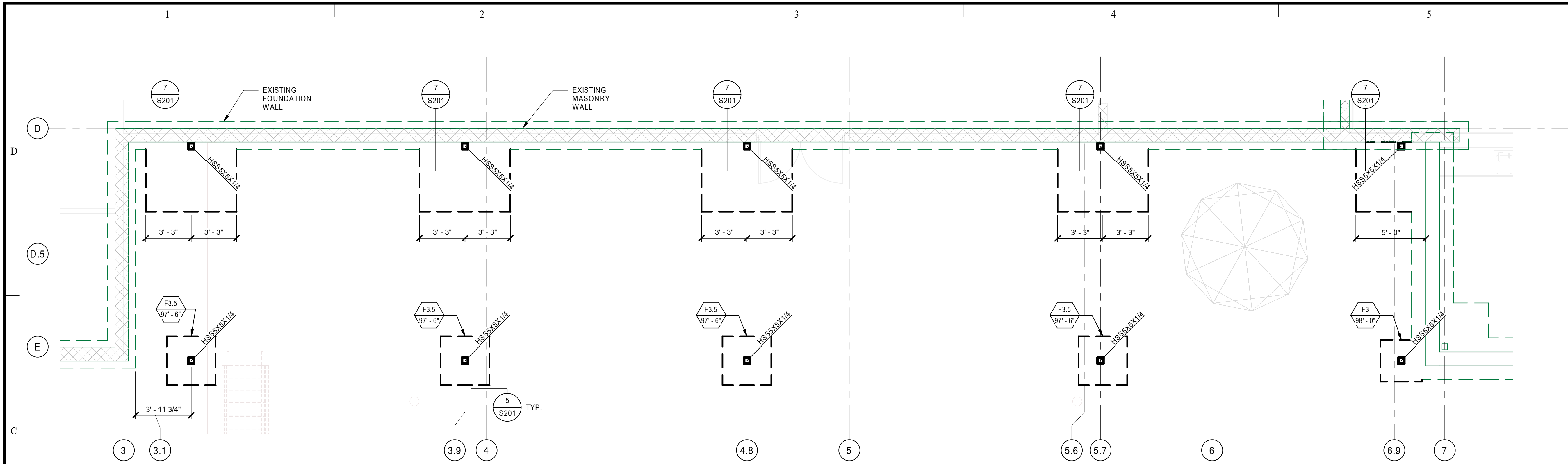
Issued By:

Steve Peterson, AIA
President



MARK	DATE	DESCRIPTION
3	05/01/2018	ASI #3
4	03/14/19	ASI #3

ISSUE DATE:	NOVEMBER 12, 2018
PROJECT NO:	17911.A
CAD DWG FILE:	
DRAWN BY:	RK
CHK'D BY:	ATH



FOOTING & FOUNDATION NOTES:

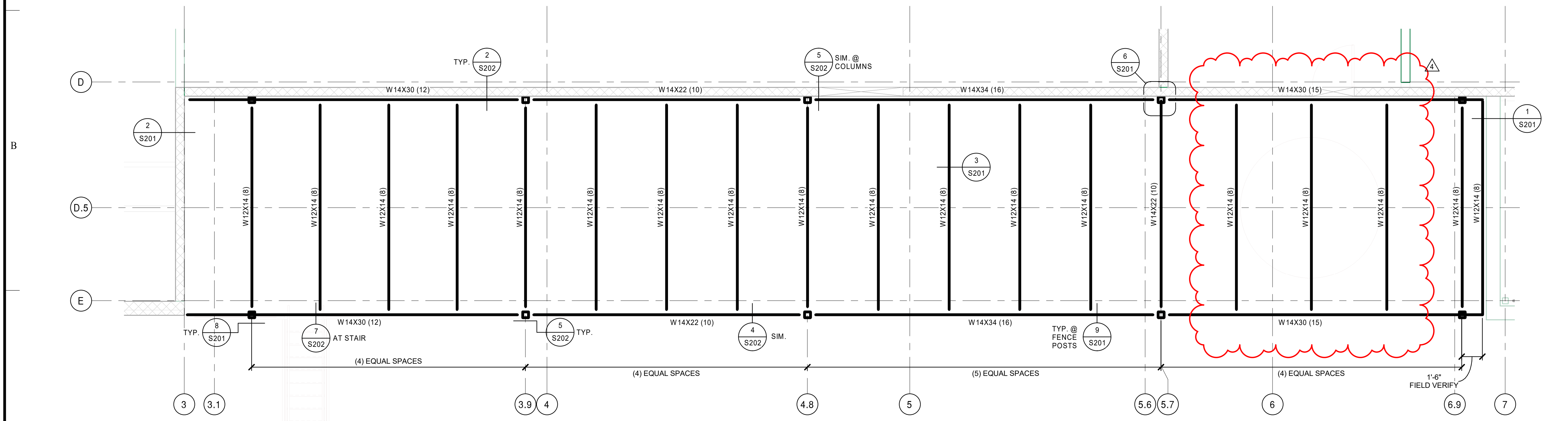
- SEE SHEET S001 FOR GENERAL STRUCTURAL NOTES.
- ALL FOOTINGS SHALL BE PLACED ON SOIL WHICH HAS BEEN PREPARED FOR THE BEARING PRESSURE SHOWN IN THE STRUCTURAL NOTES.
- SEE SHEET S003 FOR FOOTING SCHEDULE.
- SEE SHEET S201 FOR TYPICAL FOOTING AND FOUNDATION DETAILS.

*BOTTOM OF FOOTING ELEVATION TO MATCH EXISTING BOTTOM OF FOOTING ELEVATION - FIELD VERIFY.

PARTIAL FOOTING & FOUNDATION PLAN

SCALE: 1/4" = 1'-0"

A
S101



FLOOR FRAMING NOTES:

- SEE SHEET S001 FOR GENERAL STRUCTURAL NOTES
- CONCRETE FLOOR SLABS TO BE 4" THICK ON 20 GAUGE "B" DECK REINFORCED WITH 6X6-W1.4/W1.4 WELDED WIRE FABRIC. SLAB THICKNESS IS TOTAL FROM BOTTOM OF DECK TO TOP OF CONCRETE. THE WELDED WIRE FABRIC SHALL BE PLACED AT THE APPROXIMATE CENTERLINE OF THE CONCRETE DEPTH OVER THE TOP FLUTE OF THE FORMLOK DECK.
- (#) DENOTES SPACING OF 3/4" DIAMETER X 3" LONG HSAs SPACED EQUALLY ALONG BEAM TOP FLANGE. ALL HSAs ARE LOCATED IN THE DOWN FLUTES OF THE DECK.
- SEE ARCHITECTURAL DRAWINGS FOR FINISHED FLOOR ELEVATIONS.
- ALL DIMENSIONS SHALL BE FIELD VERIFIED.

PARTIAL MEZZANINE FRAMING PLAN

SCALE: 1/4" = 1'-0"

B
S101

IF SHEET IS LESS THAN 22"x 34"
IT IS A REDUCED PRINT.
REDUCE SCALE ACCORDINGLY

3/18/2019 1:25:45 PM

X:\DRAWINGS 2017\17911.A - DaVinci Middle School\17911.A - DaVinci Middle School Playground Addition - v18.rvt